

## Documentation for Jaervsoft PDFViewer

### Requirements

Acrobat reader 5.0 and up installed.

Internet Explorer 5.0 and up installed.

Windows 98/2000/XP.

May work on earlier versions of Acrobat Reader, Internet Explorer and Windows but this has not been tested by us.

### OCX component

#### Additional requirements

The OCX requires Visual Basic 6.0 runtime files.

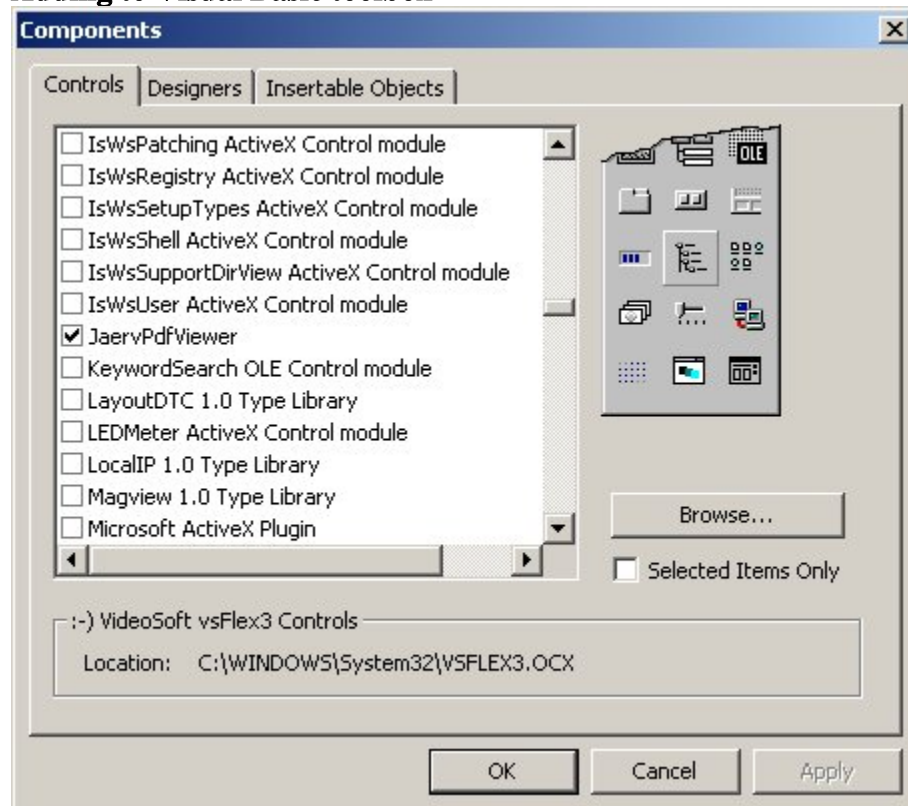
#### Installing files

Copy JaervPdfViewer.ocx and Dummy.pdf to the desired location.

Register the JaervPdfViewer.ocx using the regsrv32-command.

The OCX is now ready to use like any other OCX.

#### Adding to Visual Basic toolbox



Add JaervPdfViewer from the components dialogbox. The JaervPdfViewer should now be displayed in the toolbox.

## **.Net component**

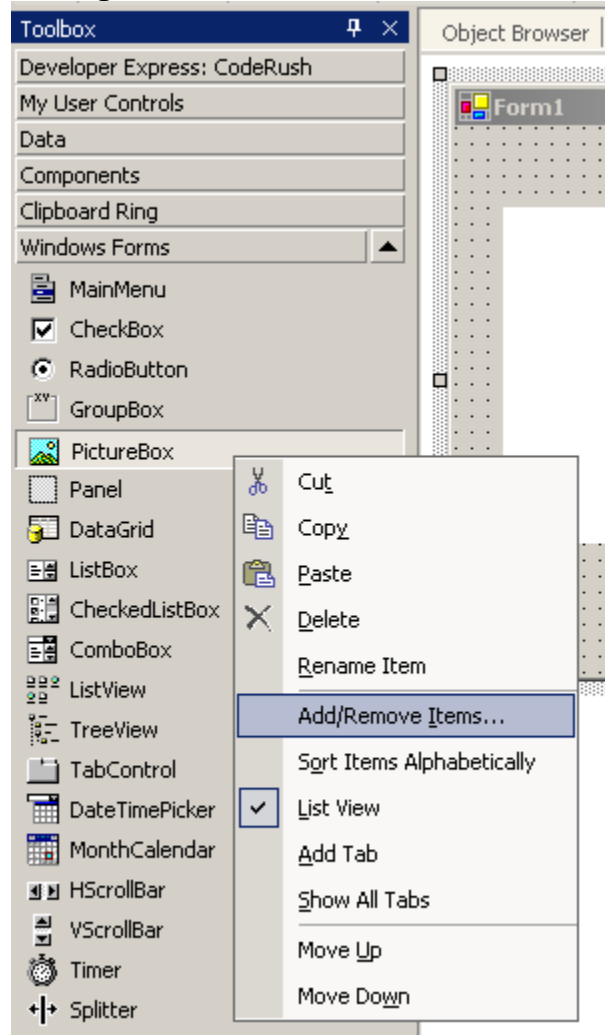
### **Additional requirements**

JaervPdfViewerNET.dll requires .Net runtime 1.1

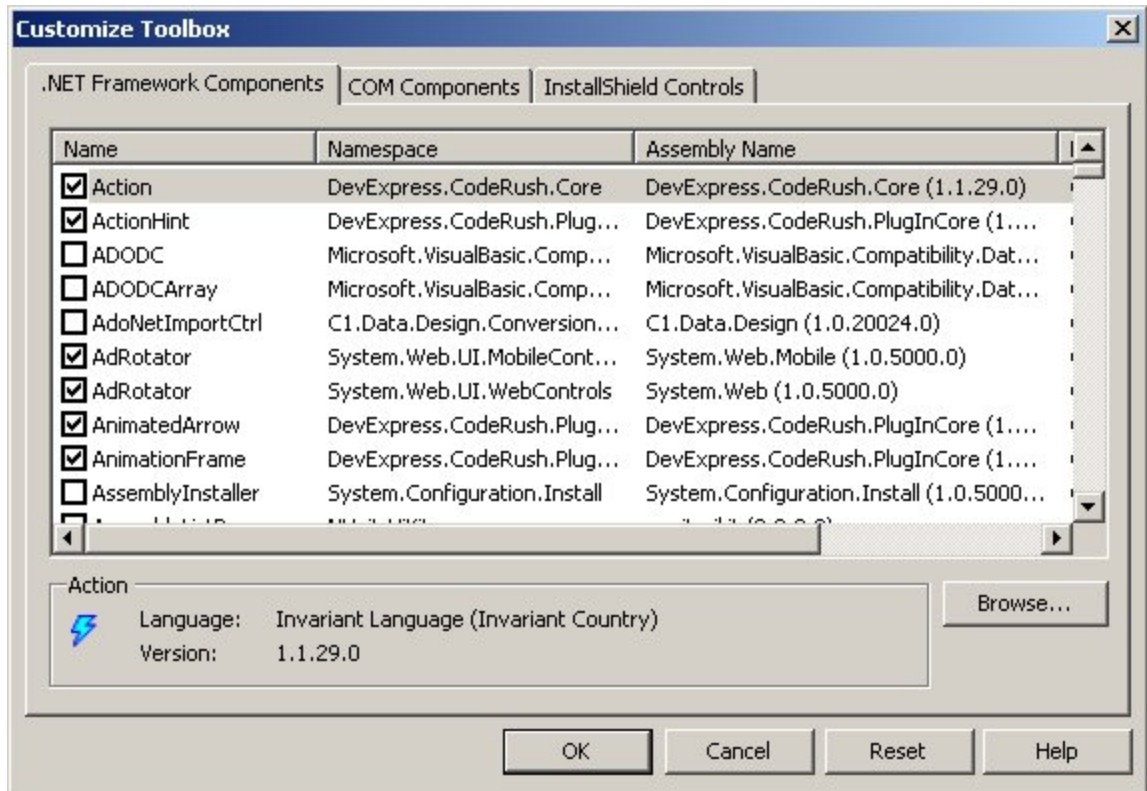
### **Installing files**

Copy JaervPdfViewerNET.dll, Interop.SHDocVw.dll, AxInterop.SHDocVw.dll and Dummy.pdf to the desired location.

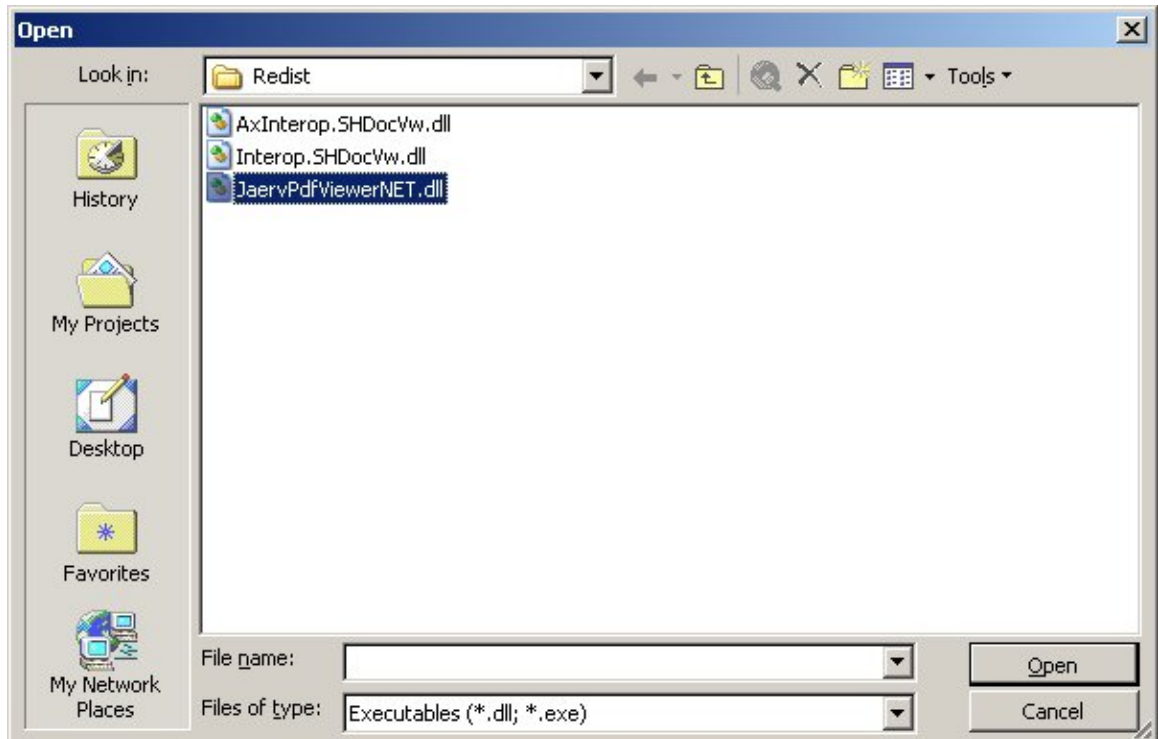
### **Adding to Visual Studio toolbox**



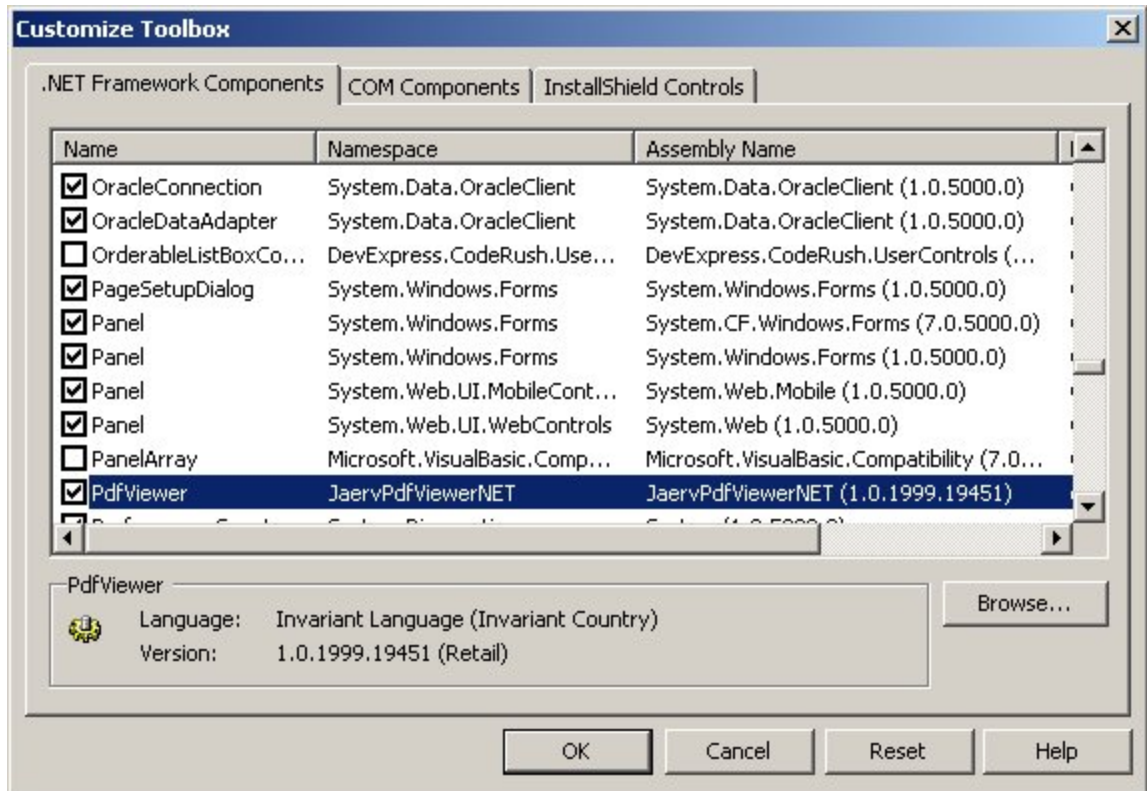
Step 1: Right click in the toolbox



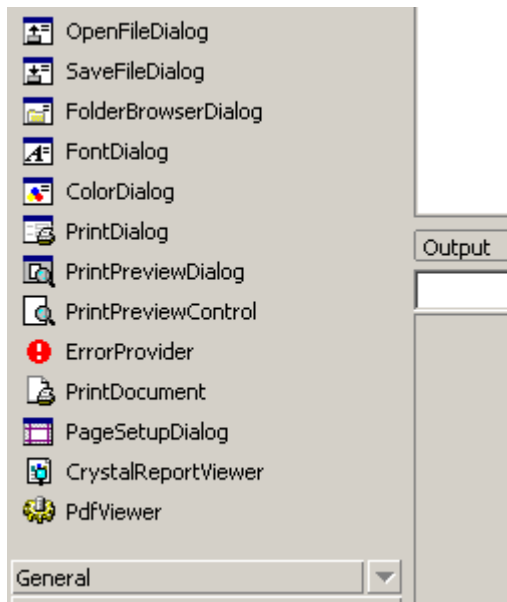
Step 2: Click the browse button.



Step 3: Navigate to the Redist directory and select "JaervPdfViewerNet.dll", then click OK.



Step 4: Click ok.



Step 5: Check that the viewer is present at the bottom of the toolbox.

## Usage

JaervPdfViewer exposes three methods:

`SetLicense(Email, LicenseKey)`

**Description:** Disables the nag-screen. **Call before any other methods.**

**Arguments:** **Email** is the licensed e-mail as string

**LicenseKey** is your license as string.

Example: `SetLicense("jaervsoft@yahoo.com", "AALKLASKLKASKO")`

`OpenPDF(PdfFile)`

**Description:** Opens and displays the PDF-file.

**Arguments:** **PdfFile** is a complete filename as string.

Example: `OpenPDF("C:\Test.pdf")`

`ClosePDF`

**Description:** Closes the open PDF-file.

**Arguments:** None

Example: `ClosePDF`