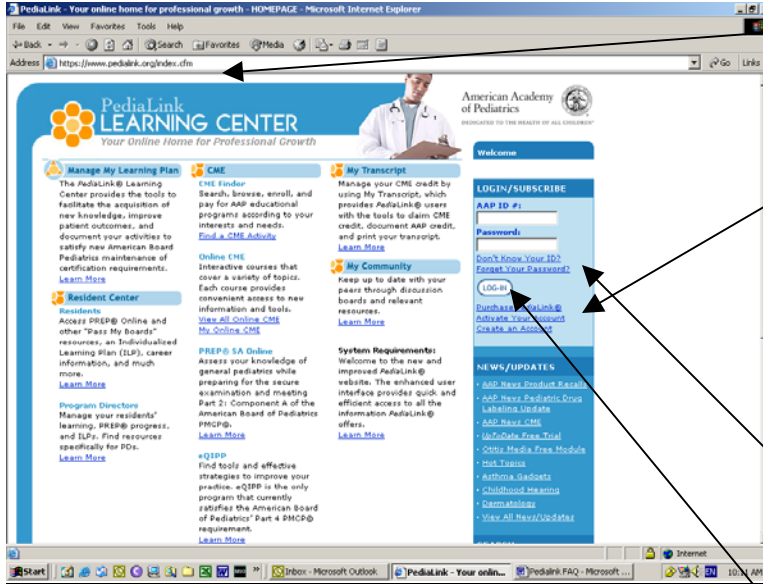
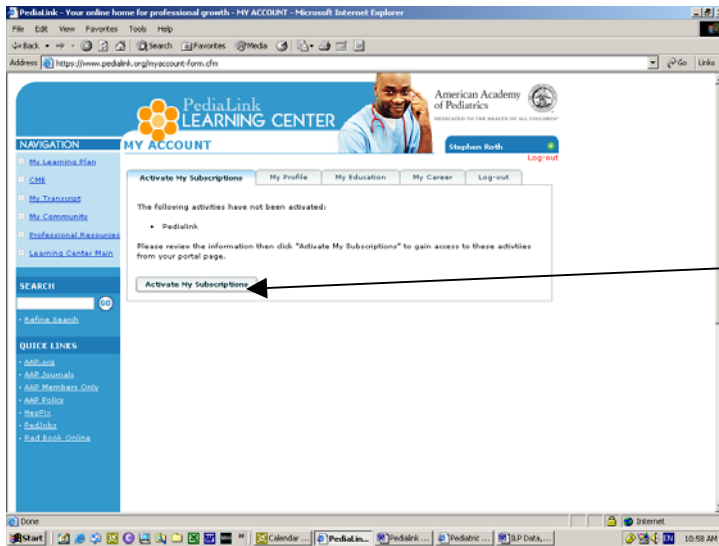


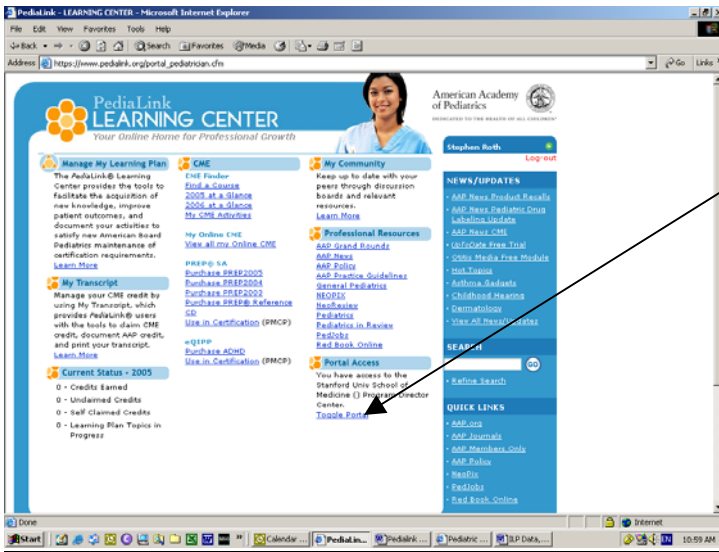
Getting Started on PediaLink for Advisors



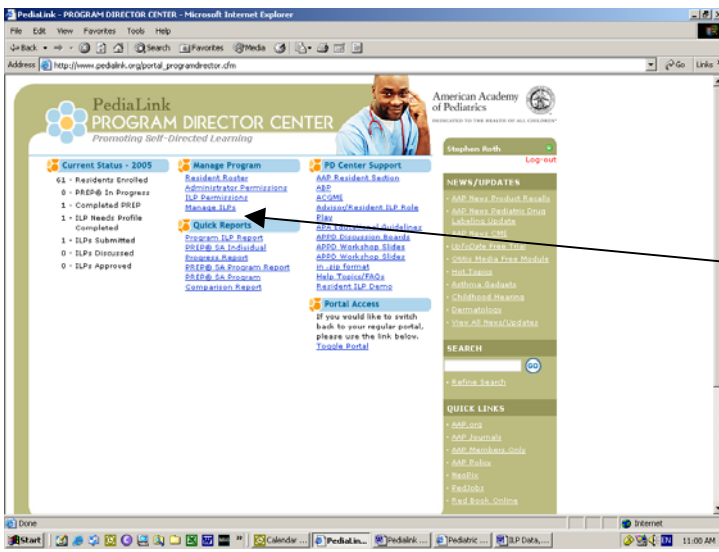
1. Type www.pedialink.org into your web browser.
- (If this is your first* visit to PediaLink, click the “Activate Your Account” link.)
2. Enter your AAP. (If you do not know your AAP #, click the “Don’t know your ID?” link.)
3. Enter your password. (If you don’t know your password click the “Forget your password?” link to have the correct password emailed to you.)
4. Click “Log In”



* Follow the instructions to create a password. If you already have a password – use the “Forget your password?” link on the homepage. First time users of PediaLink may have to sign a privacy agreement (which is e-signed with your AAP # and password), which then takes you to the screen on the left here.

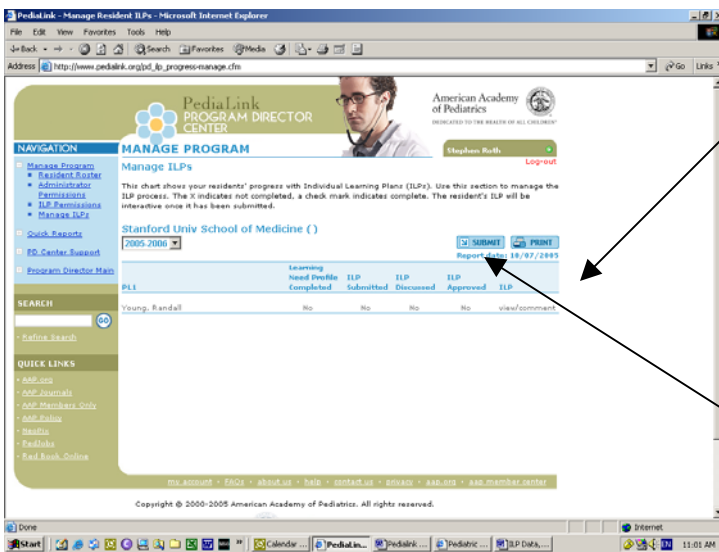


Click the "Toggle Portal" link to access the Program Director Site



A lot of the content on this page is not accessible unless you are an administrator.

As an advisor, you'll want to click on "Manage ILP's" to access your advisee's Learning Plan.



This takes you to the page that allows you to access your advisee's ILP. You may view or comment

Or print the report from here.

Be sure to click on "Submit" when you have completed