



**Greenville Public Schools**  
*Summer School 2006: Data*

***Greenville Middle School Summer School  
2006 Report***

**Data Analyzed and Compiled  
By  
Michael Walsh  
August 2006**



# Greenville Public Schools

*Summer School 2006: Data*

## GREENVILLE MIDDLE SCHOOL SUMMER SCHOOL MISSION STATEMENT

**Greenville Summer School at the middle level will strive to encourage students to open their minds for learning, allow them the courage to question, and the confidence to behave respectfully. Our goal is to increase proficiency in academics, social skills, and work ethics.**





# Greenville Public Schools

## Summer School 2006: Data

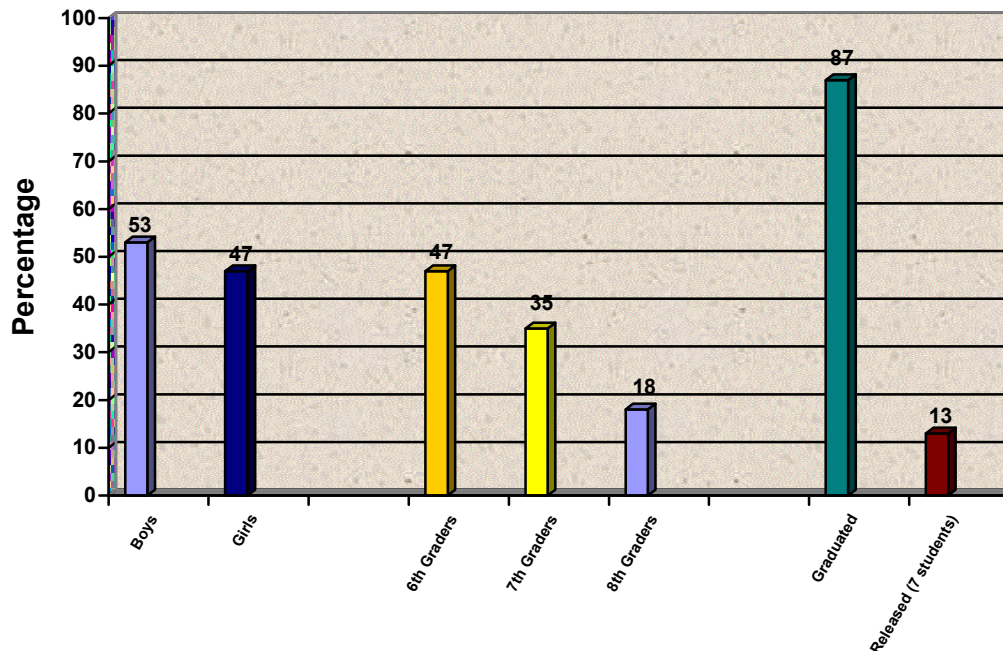
### INTRODUCTION

There are two goals of the Greenville Public Schools Middle School Summer Program. The first goal is to labor on specific language arts and mathematics objectives to prove competency for promotion. The second goal is to attain mastery of specific concepts and grade level content expectations that an individual student did not master during the course of the regular school year.

The nine teams in the middle school initially identified 197 students that would benefit from summer school services. At the end of the 2005-2006 school-year, 62 students had turned in signed permission slips. At the beginning of summer school, 10 students did not attend classes for a variety of reasons leaving 52 students in the program. Of the 52 remaining students, 45 completed all summer school requirements and graduated the program.

The data collected included attendance, mathematics grade level content expectations mastered, reading competency scores, writing competency scores, and reading level. Achievement measures used were the STAR Reading Assessment, pre and post mathematics assessments, partial AIMS reports, My Access writing, and district grade level competency assessments. All of these tools were used to assess each student's specific needs. Once the needs were identified, summer school staff developed individualized curriculum to best suit each student.

### DEMOGRAPHIC INFORMATION



**NOTE:** The above chart details our Summer School Demographics

- More boys than girls attended.
- Most students in attendance were 6<sup>th</sup> graders.
- Most students (87%), who attended summer school, graduated the program.

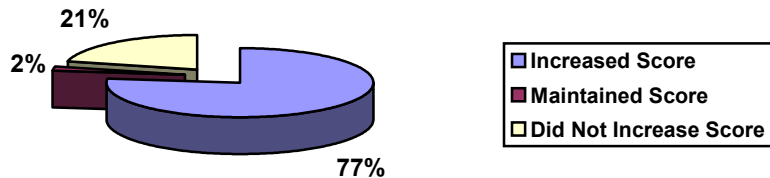


# Greenville Public Schools

Summer School 2006: Data

## STUDENT ACHIEVEMENT READING COMPREHENSION

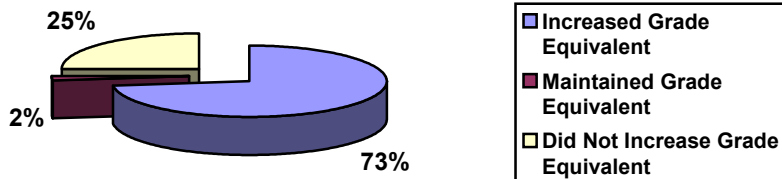
### Reading Comprehension *District Assessment*



**NOTE:** This chart details achievement gains related to the district reading assessment.

- Most students increased their reading score on the district assessment.
- Average % increase not shown by the chart:  
6<sup>th</sup> grade = 10.1%  
7<sup>th</sup> grade = 22.8%  
8<sup>th</sup> grade = 25%

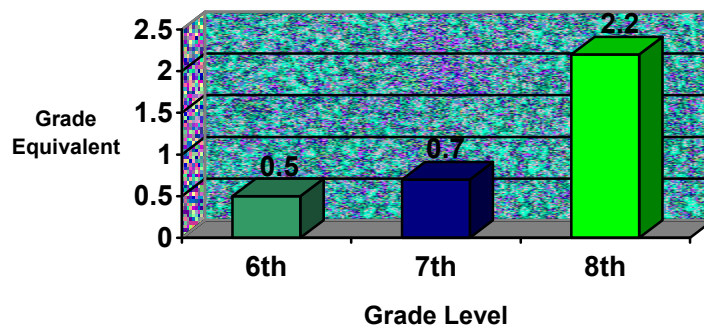
### Reading Comprehension *STAR Reading Assessment*



**NOTE:** This chart details achievement gains related to grade equivalency on the STAR Reading Assessment.

- Most students increased their reading score on the STAR Reading Assessment.
- Most students increased their grade equivalency.

### Average Reading Level Gains



**NOTE:** This chart details achievement gains for each grade level.

- All 3 grade levels made progress in reading comprehension.
- 8<sup>th</sup> grade students increased their reading level the most.
- Not shown in the chart: All summer school students averaged a 0.9 grade equivalent increase.

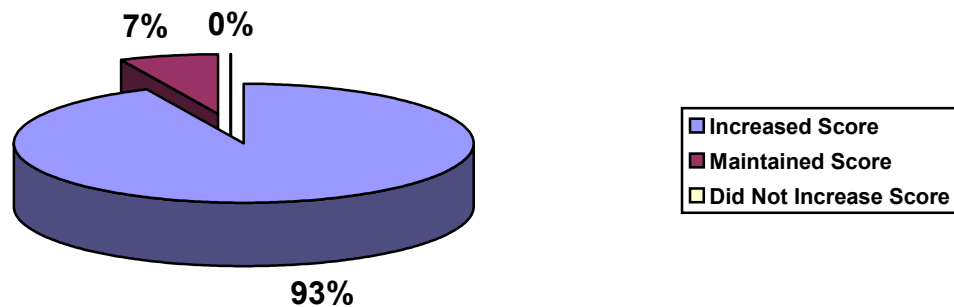


# Greenville Public Schools

Summer School 2006: Data

## STUDENT ACHIEVEMENT WRITING COMPETENCY

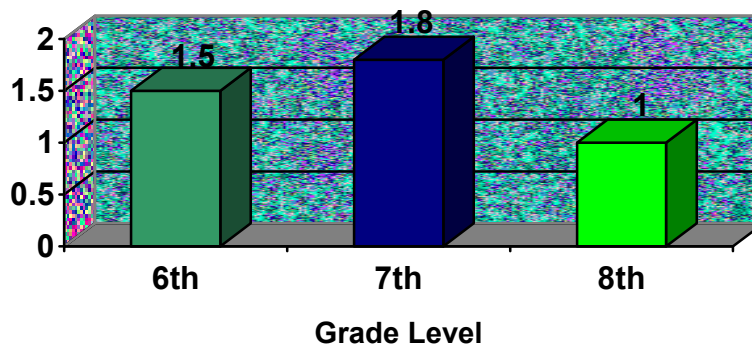
### Writing Competency District Assessment – Polished Writing



**NOTE:** The above chart details achievement gains related to the polished writing on the district writing assessment.

- ALL students increased or maintained their polished writing score on the district assessment.
- \*\*\*Not shown, but 67% of students who increased their score did so by 1 point (or more) on the 6-point MEAP scale.

### Average Writing Level Gains 6-Point MEAP Scale



**NOTE:** The above chart details achievement gains in the area of writing on the district writing assessment for each grade level.

- All 3 grade levels made progress in average writing score.
- 7<sup>th</sup> grade students increased their writing levels the most.

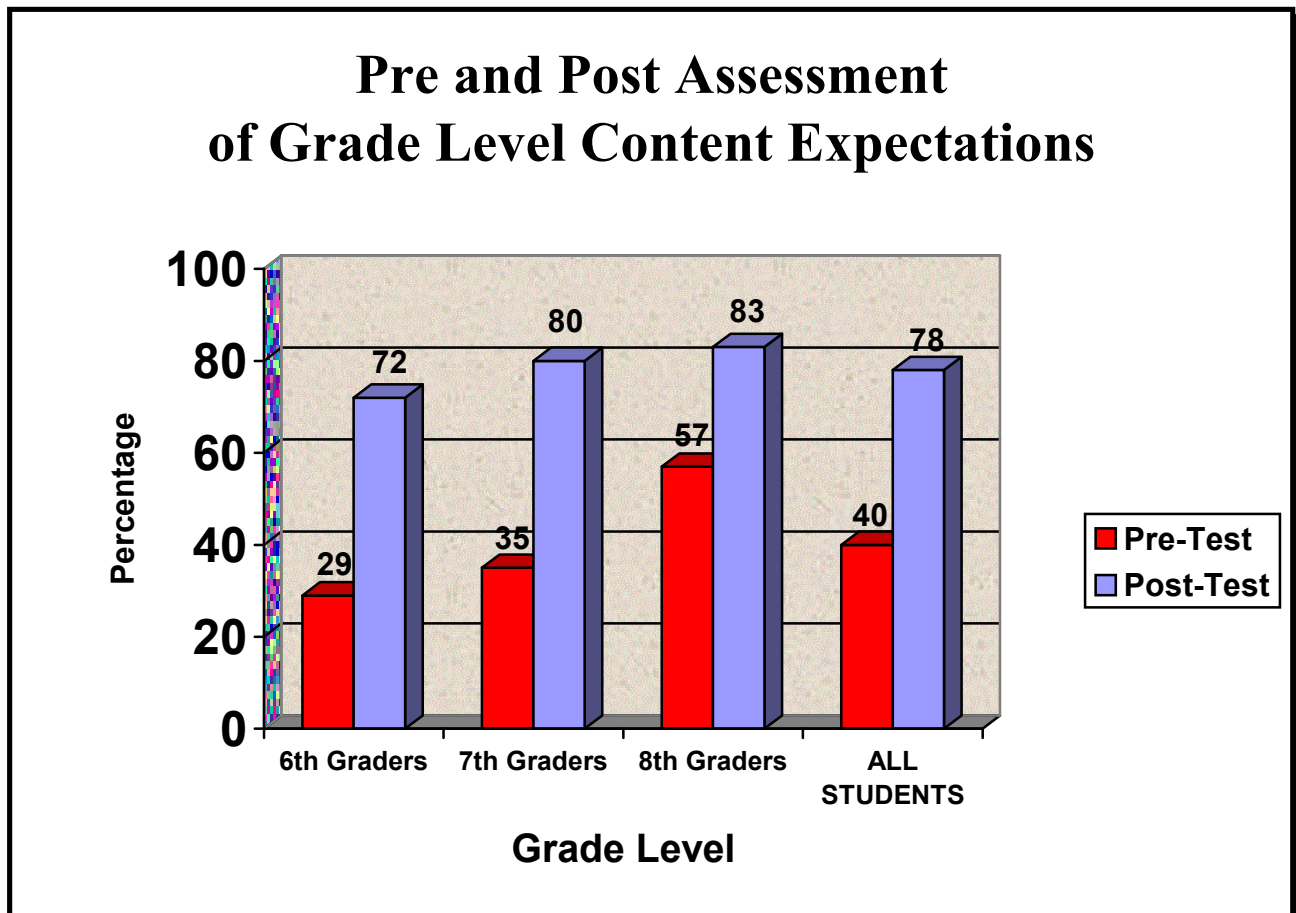


# Greenville Public Schools

Summer School 2006: Data

## STUDENT ACHIEVEMENT MATHEMATICS GRADE LEVEL CONTENT EXPECTATIONS

Each student involved in the program had an individual plan created for them in respect to what they would be taught in language arts and mathematics. Achievement in mathematics was measured using a pre and post assessment that covered over 16 different grade level content expectations that were worked on over the course of the five-week program. The charts below detail the significant gains that were made in the area of mathematics.



**NOTE:** The above chart details achievement gains related to the pre and post GLCE assessment in summer school.

- Each grade level increased their competency in ALL 16 GLCE's assessed in summer school.
- 6<sup>th</sup> graders had the most significant percentage increase in the GLCE's assessed.
- Not shown by chart:  
**77% of all students increased their scores by 25% or more.**

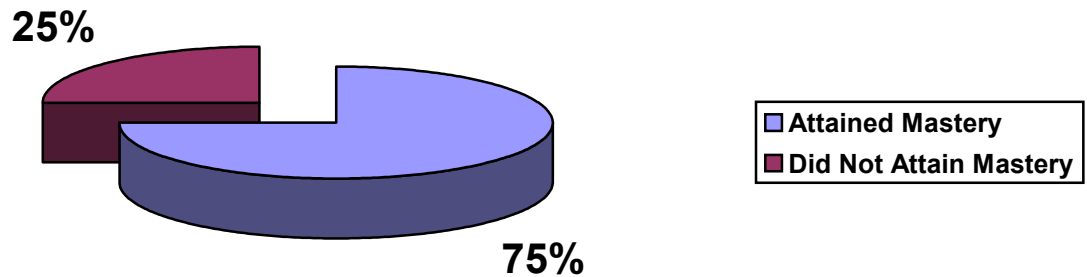


# Greenville Public Schools

*Summer School 2006: Data*

## STUDENT ACHIEVEMENT MATHEMATICS GRADE LEVEL CONTENT EXPECTATIONS

### Mathematics Competency *Grade Level Content Expectations*



**NOTE:** The above chart details achievement gains related to the pre and post GLCE assessment in summer school.

- Most students mastered ALL 16 grade level content expectations.
- Of the 25% of students that did not attain mastery, 75% of them were within 9% of mastering all 16 grade level content expectations.
- Not shown by chart:  
**100%** of all summer school students increased their score from the pre to the post assessment.



# Greenville Public Schools

## *Summer School 2006: Data*

### STUDENT SURVEY RESULTS

(n=45)

On the last day of the program staff and students were given a survey that asked them multiple questions about summer school. The surveys were anonymous so staff and students could be as honest as possible to benefit future programming.

- When asked if summer school was a positive experience...
  - 98% of students said YES.
- When asked if summer school was worth the time and effort...
  - 91% of students said YES.
- When asked about the quality of the summer school staff...
  - 100% of students said they did an *ok* or *great* job.
- When asked about the class sizes of summer school...
  - 77% of students said class sizes were perfect.
- When asked if they felt language arts class was a positive experience...
  - 100% of students said YES.
- When asked if they felt math class was a positive experience...
  - 91% of students said YES.
- When asked if they know more about language arts and math since coming to summer school...
  - 93% of students said YES.
- When asked if they gained enough confidence in math to be successful next fall...
  - 96% of students said YES.
- When asked how summer school could be improved for next year...
  - 28% of students said they would change nothing.
  - 14% of students said it should start at a later time.
  - 6% of students said there should be a longer break time in between sessions.
- **When asked if their attitude toward school has changed since coming to summer school...**
  - **80% of students said YES.**



# Greenville Public Schools

## *Summer School 2006: Data*

### STAFF SURVEY RESULTS (n=8)

- When asked if summer school was a positive experience...
  - 100% of staff said YES.
  
- When asked if the MyAccess! web-based writing program was an important tool in increasing the quality of writing among students...
  - 100% of language arts staff said YES.
  
- When asked the one thing to keep the same for next year...
  - 88% of staff said the 3-strikes discipline policy.
  - 75% of staff said the small class sizes.
  - 50% of staff said the daily meetings to discuss student issues and curriculum.
  - 38% of staff said the starting and ending times.
  
- When asked to rate the quality of leadership on a scale of 1 to 10 (1=low, 10=high)...
  - 100% of staff rated summer school administration a full 10.



**Greenville Middle School Summer School Staff (from left to right)**  
*Katherine Warnshuis, Kim Nestle, Kimberley Punches, Michael Walsh (Administrator),  
Douglas Suess, Lori Wilberding, Chari VandePanne, and Linda Christensen.*



# Greenville Public Schools

## *Summer School 2006: Data*

### CONCLUSIONS

#### *DRAWN FROM THE DATA*

- Greenville Middle School Summer School exceeded the expectation/goal of simply mastering a few benchmarks.
- GMS Summer School students made progress in all areas assessed.
- Individualized curriculum greatly benefited all students who attended the program.
- Most students who attended GMS Summer School reflected a change in their attitude toward school.
- Almost all students felt that summer school was a positive experience worth their time and effort.
- ALL staff members felt summer school was a positive experience.
- **Greenville Middle School Summer School 2006 was a tremendous success!**

**FOR FURTHER INFORMATION ABOUT THE GREENVILLE MIDDLE SCHOOL  
SUMMER SCHOOL PROGRAM, VISIT THE WEBSITE:**

**[www.geocities.com/gmssummerschool](http://www.geocities.com/gmssummerschool)**