

**ELECTRONIC KNOWLEDGE SYSTEM
ON RENAISSANCE PAINTING**

INTERNET/INTRANET VERSION

USER'S GUIDE

Getting started**1.1. What is ELECTRONIC KNOWLEDGE SYSTEM?**

ELECTRONIC KNOWLEDGE SYSTEM is a system assisting intellectual activity. It was developed to help to identify and to classify situations and to get advices how to solve problems.

Ideas source of Electronic Knowledge System on Renaissance Painting is Renaissance painting from Breughel to El Greco, Text by Lionello Venturi, Translated by Stuart Gilbert, (c) 1979 by Editions d'Art Albert Skira S.A., Geneva, ISBN 0 333 26644 7 .

1.2. What you should know first

Before you begin using E-Knowledge System, you need to understand the fundamentals of using operating systems like MS Windows and Linux. It is assumed that you know how to create and view directories, edit files, copy and print files, run programs.

1.3. Hardware and software requirements of E-Knowledge System

Operating systems: MS Windows, Linux, Unix, Mac OS X 10.

Any graphical Internet browser like Internet Explorer, Firefox, Opera in a case of using Internet/Intranet version.

Pop-up windows should not be blocked in a browser.

1.4. User interface

E-Knowledge System user interface is mouse-driven windows-style, and there is no need to know any special commands. Usually you should use buttons, listboxes and checkboxes to control it.

1.5. Features supported

- Possibility to search for appropriate chapter of the questionnaire for a problem's description input;
- Unlimited number of propositions on your problem;
- Propositions sorted according to the Proposition Value Index (PVI), which shows how much the proposition takes into account known information;
- Possibility of getting proposition's description;
- Possibility to view any knowledge item selected from the list.

Setup**2.1. Starting Internet version of E-Knowledge System**

To start E-Knowledge System:

1. Start graphical browser
2. Go to URL like: <http://host/renais>

Program dialogue

3.1. After start you will see a picture like the following.

E-KNOWLEDGE SYSTEM Powered by General Knowledge Machine **GKM**

*Disclaimer warning! This system is not a replacement of qualified expert.
Authors should not be liable for any results of its implementation.
In every specific case only authorized person should make decisions.*

INDEPENDENT VERIFICATION PROJECT - CONSULTING POINT ON PAINTING

input here non-standard info like name, title ...

Please check all signs describing problem among listed below and press (Advise).
Don't block pop-up window containing advice! Press (Clear) to reset before next try.

Set higher Max. Prop. Num. if you need more results.

INDEX OF CONTENTS

Advise Clear Sources Help

Hints: Press Ctrl/F to search, Alt/S (IE) to submit. Values: Max. Prop. Num.: 6 Max. Deviation: 0

INDEPENDENT VERIFICATION PROJECT - CONSULTING POINT ON PAINTING
General Knowledge Machine Research Group
(c) Copyright Konstantin M. Golubev 2017. All rights reserved.
Web site: <http://gkn-ekp.sf.net>, email: gkn-ekp@users.sf.net
Ideas source: Renaissance painting from Breughel to El Greco,
Text by Lionello Venturi, Translated by Stuart Gilbert,
(c) 1979 by Editions d'Art Albert Skira S.A., Geneva, ISBN 0 333 26644 7

DISCLAIMER WARNING!
This kind of system is intended to assist in paintings evaluation.
It shouldn't in no way replace qualified expert!

[Index](#)

PICTURE'S GENRE

☐ 3. Picture is in tradition of illuminators
☐ 7. Allegories with a moral purpose
☐ 55. Painting nature and daily life without celestial or diabolic

Figure 1.

Every time E-Knowledge System is ready to get a description of a problem, you will see this picture.

If you press "**INDEX OF CONTENTS**", control will be focused on the listbox of problem description questionnaire index.

If you press "**Advise**", there will be initiated propositions issuing to find possible solutions. Answer will be placed into the second browser window.

If you choose "**Clear**" you will reset the form.

If you press "**Sources**" you will get indexed list of texts of all propositions descriptions.

If you choose "**Help**" you will get this manual.

3.2. Input of description.




E-KNOWLEDGE SYSTEM		Powered by General Knowledge Machine					
		<i>Disclaimer warning! This system is not a replacement of qualified expert. Authors should not be liable for any results of its implementation. In every specific case only authorized person should make decisions.</i>					
	INDEPENDENT VERIFICATION PROJECT - CONSULTING POINT ON PAINTING						
	<input type="text" value="Input here non-standard info like name, title ..."/>						
	Please check all signs describing problem among listed below and press (Advise). Don't block pop-up window containing advice! Press (Clear) to reset before next try.						
	Set higher Max. Prop. Num. if you need more results.						
		<input type="text" value="INDEX OF CONTENTS"/>					
		<input type="button" value="Advise"/> <input type="button" value="Clear"/> Sources Help					
		Hints: Press Ctrl/F to search, Alt/S (IE) to submit. Values: Max. Prop. Num.: <input type="text" value="6"/>				Max. Deviation: <input type="text" value="0"/>	
<u>INDEPENDENT VERIFICATION PROJECT - CONSULTING POINT ON PAINTING</u> General Knowledge Machine Research Group (c) Copyright Konstantin M. Golubev 2017. All rights reserved. Web site: http://gkm-ekp.sf.net , email: gkm-ekp@users.sf.net Ideas source: Renaissance painting from Breughel to El Greco, Text by Lionello Venturi, Translated by Stuart Gilbert, (c) 1979 by Editions d'Art Albert Skira S.A., Geneva, ISBN 0 333 26644 7							
DISCLAIMER WARNING! This kind of system is intended to assist in paintings evaluation. It shouldn't in no way replace qualified expert!							
Index							
<u>PICTURE'S GENRE</u>							
<input type="checkbox"/> 3. Picture is in tradition of illuminators							
<input type="checkbox"/> 7. Allegories with a moral purpose							
<input type="checkbox"/> 55. Painting nature and daily life without celestial or diabolic							

Figure 2.

Input name of a patient. Checking listbox **INDEX OF CONTENTS** you may choose chapter of questionnaire to look for.

Index is the following:

PICTURE'S GENRE

PORTRAITS

HUMAN FIGURES

FIGURES

COLORS

LIGHT

PICTURE'S COMPOSITION

ARTIST'S STYLE

ARTIST'S STYLE IN DRAWING

ARTIST'S NATURE

For example, you may choose '**LIGHT**'.

After that you should select signs describing problem.

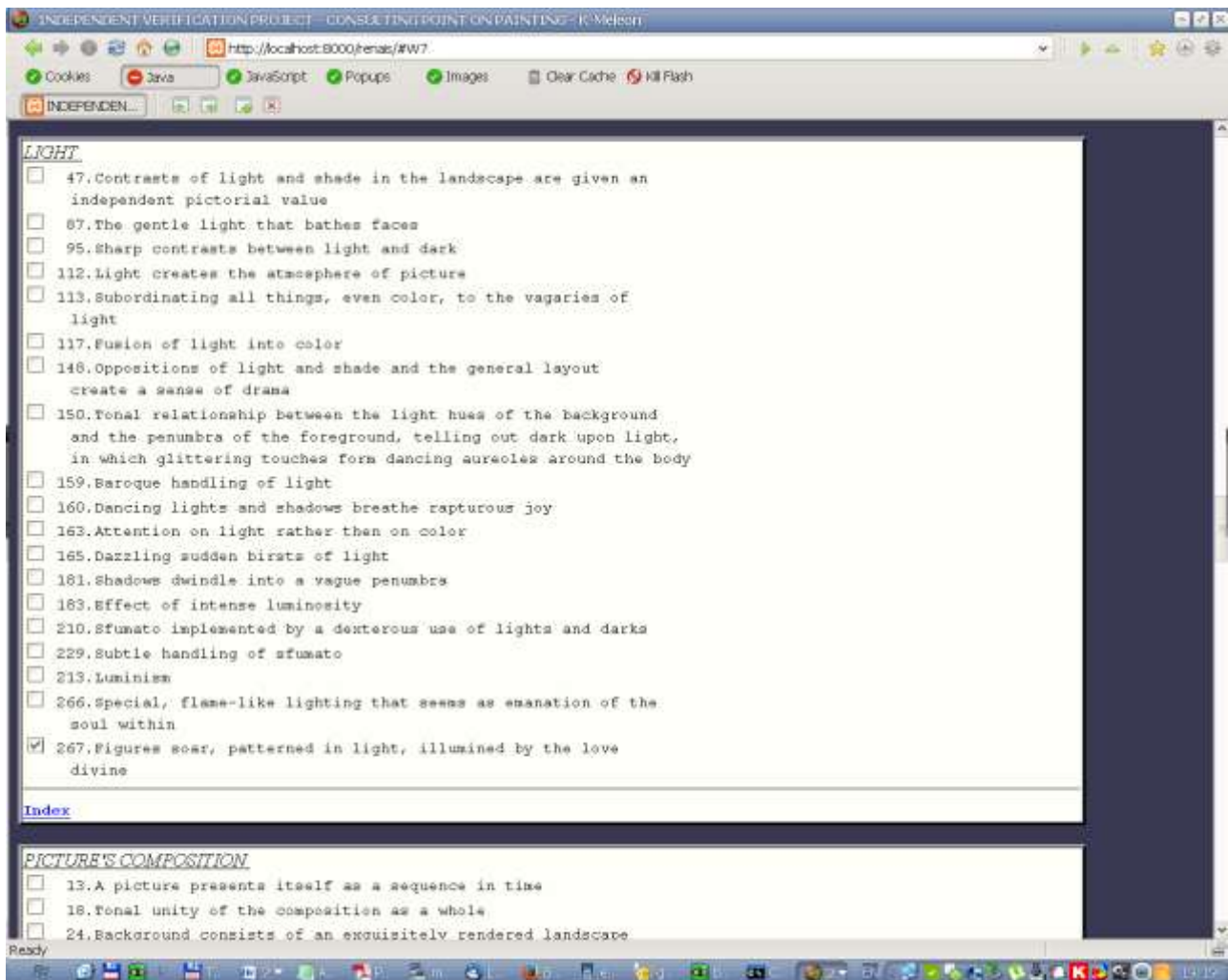


Figure 3.

For example, on the Figure 3 you see choice of sign's number 679. You should be careful answering because quality of advices is dependent of quality of answers.

3.3. After pressing [Advise] you will see figure like Fig. 4.

Hints: Press Ctrl/F to search, Alt/S (Internet Explorer) to submit. You may enter Max. Prop. Number value from 1 to 100: lower value results in less propositions produced, higher value leads to more number of propositions.

If you finish input, after waiting of completion you will see in a second window the figure like Fig. 4.

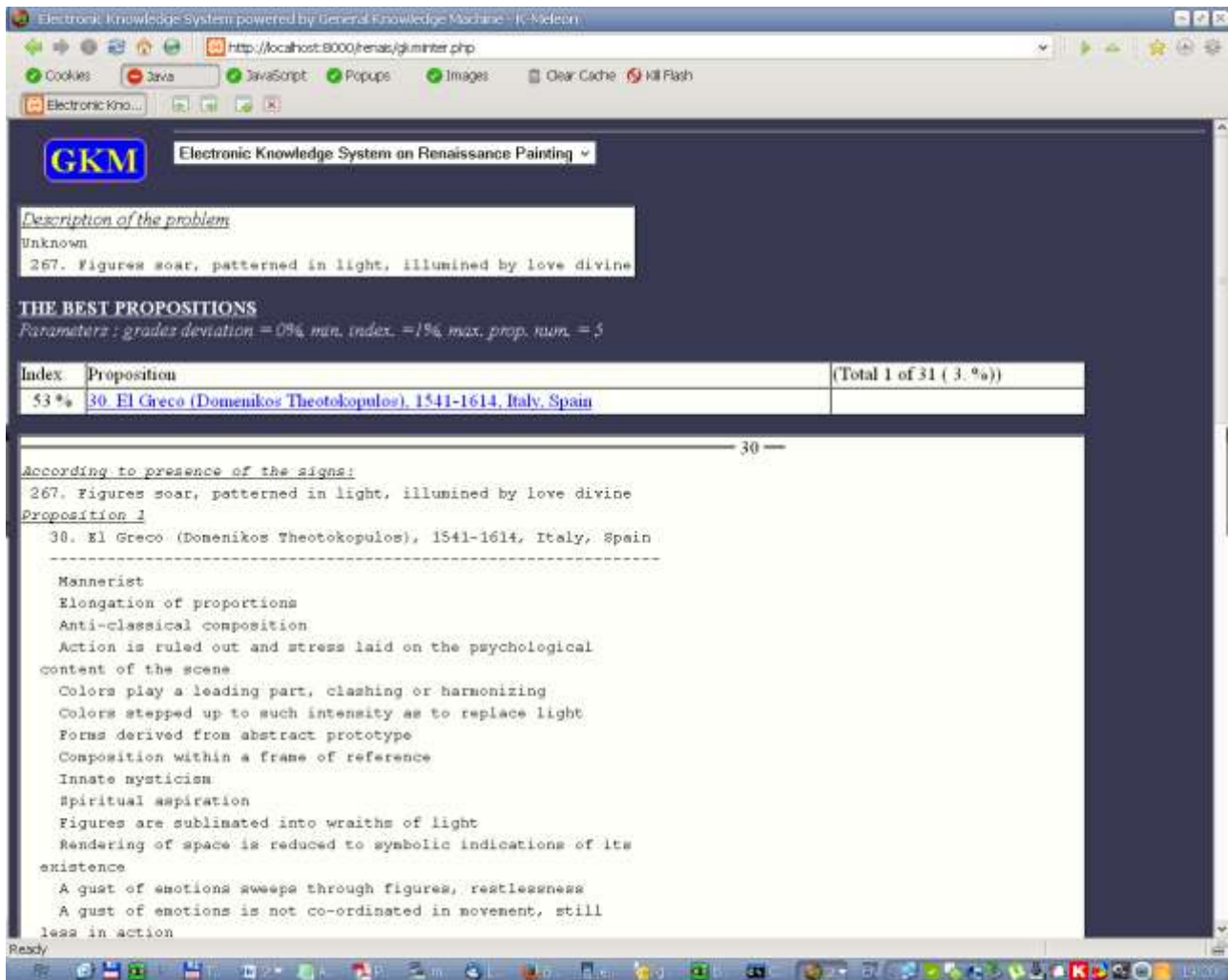


Figure 4.

You will see a list of propositions, the most valuable are the first. If you want to see more detailed information on a proposition you should select appropriate item. It is like on the Figure 5. You may print it for further use.

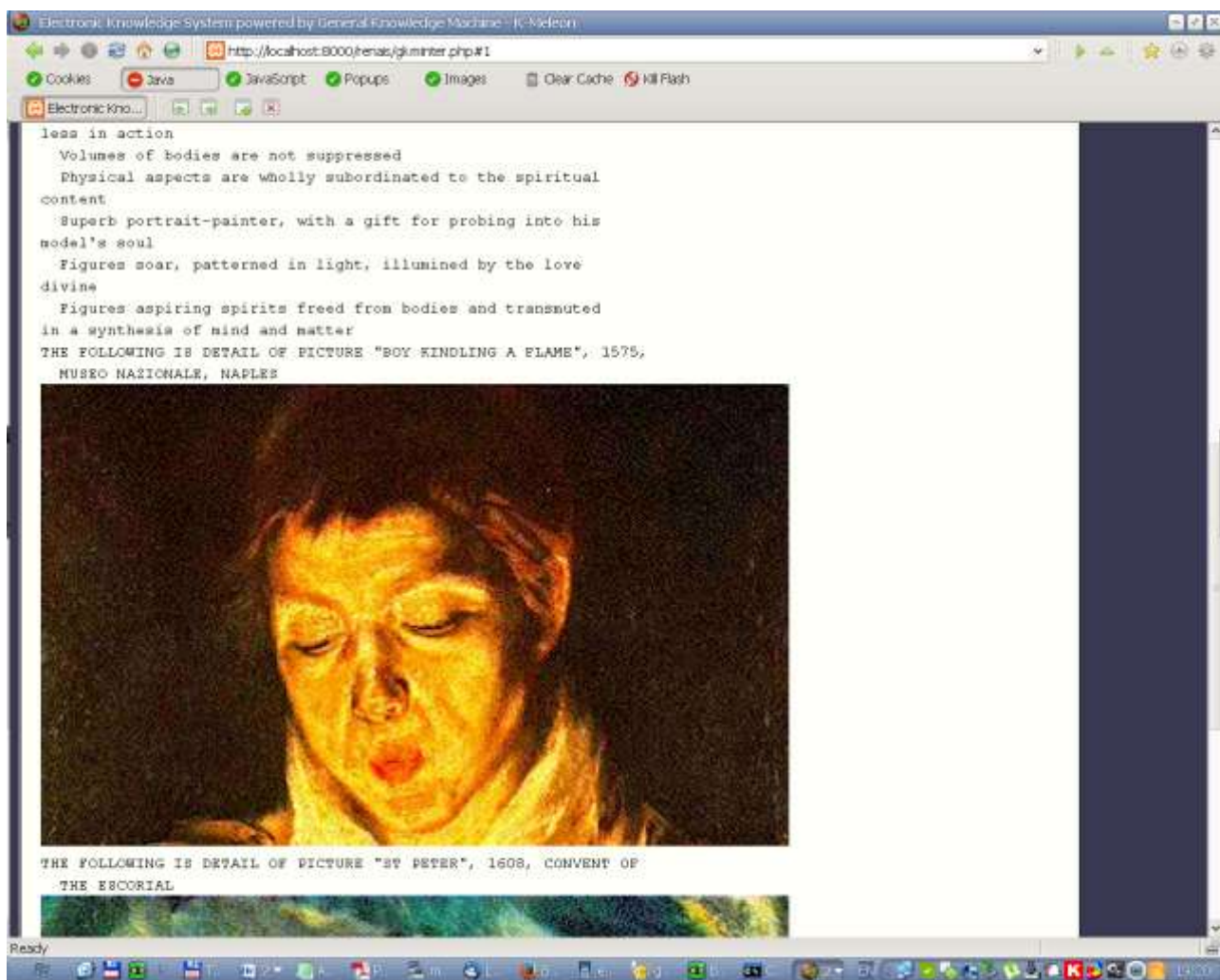


Figure 5.

If you will choose detailed description, you will see a figure like Fig. 6.

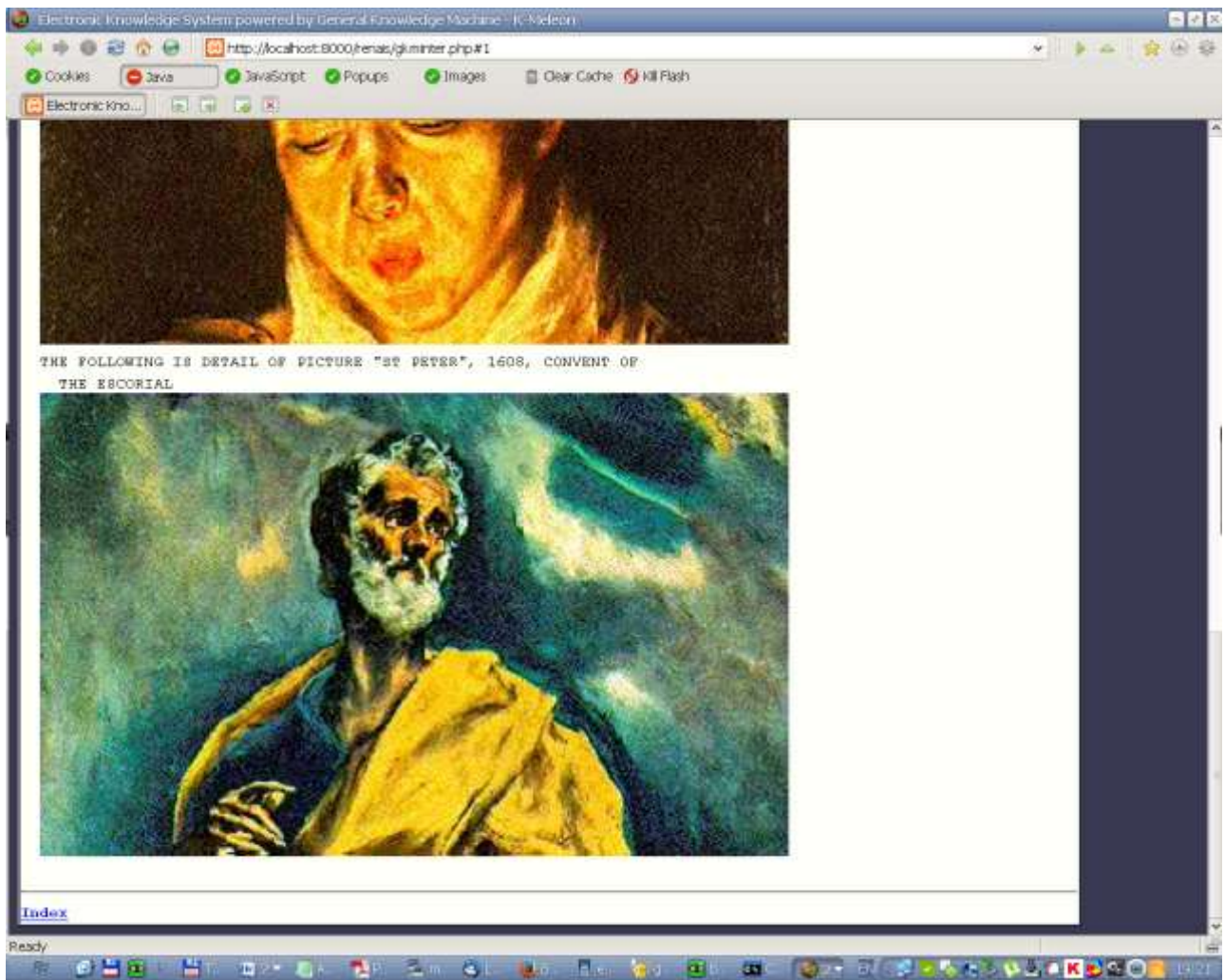


Figure 6.

3.4. If you will press [SOURCES] looking at Fig. 1 you will see a figure like Fig. 7.

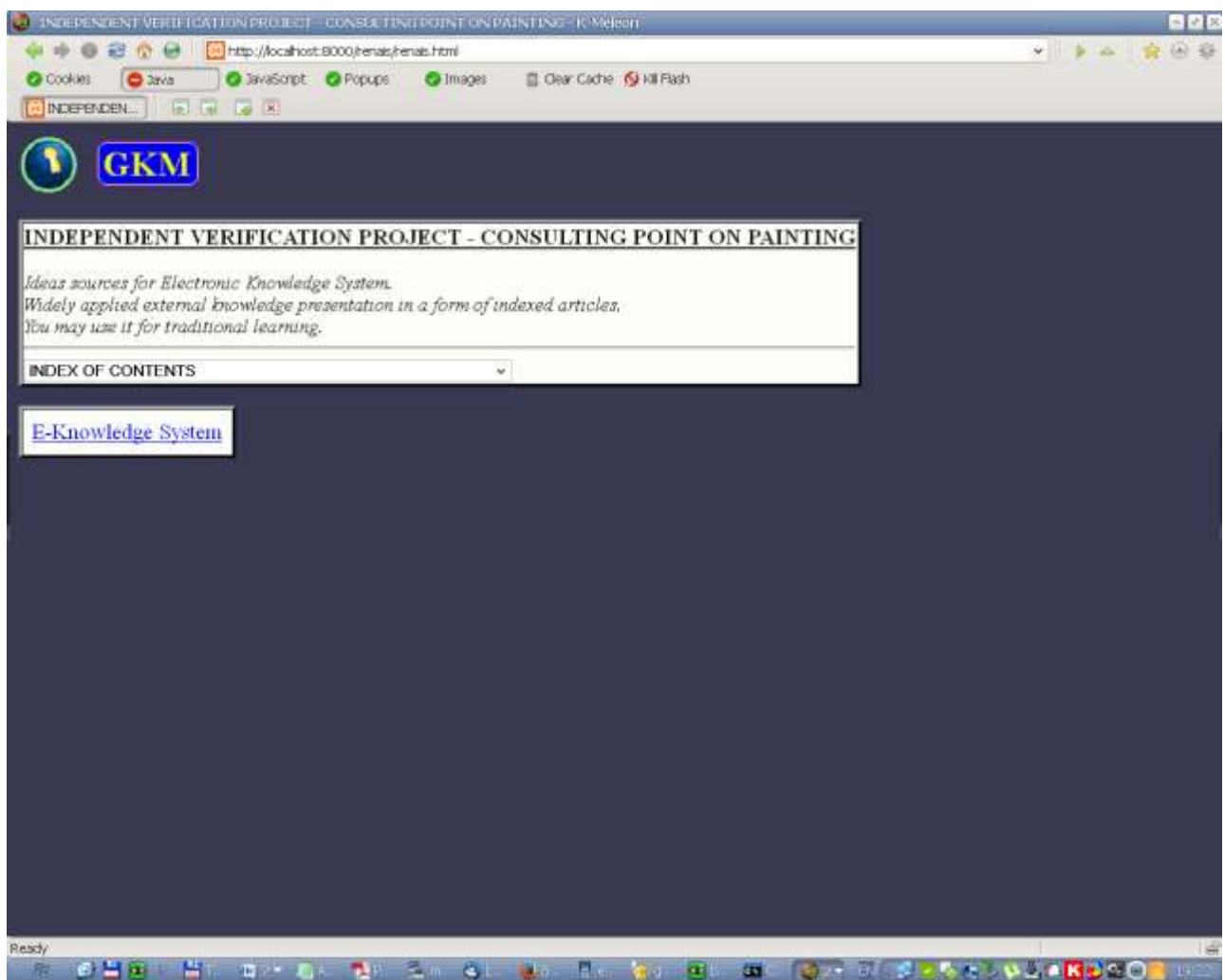


Figure 7.