



Preschool Newsletter

[CLICK HERE to Visit the Preschool Webpage](#)

September 24, 2008



Important Dates for Preschool

September 27
Saturday

Family Fun Night

October 2
Thursday
First Thursday @ FSH
8:30am

October 7
Tuesday
FCO Meeting
8:15am

October 10
Friday
PUPIL HOLIDAY

October 13
Monday
SCHOOL HOLIDAY

October 16
Thursday
FSH Community Book Club
7:00pm

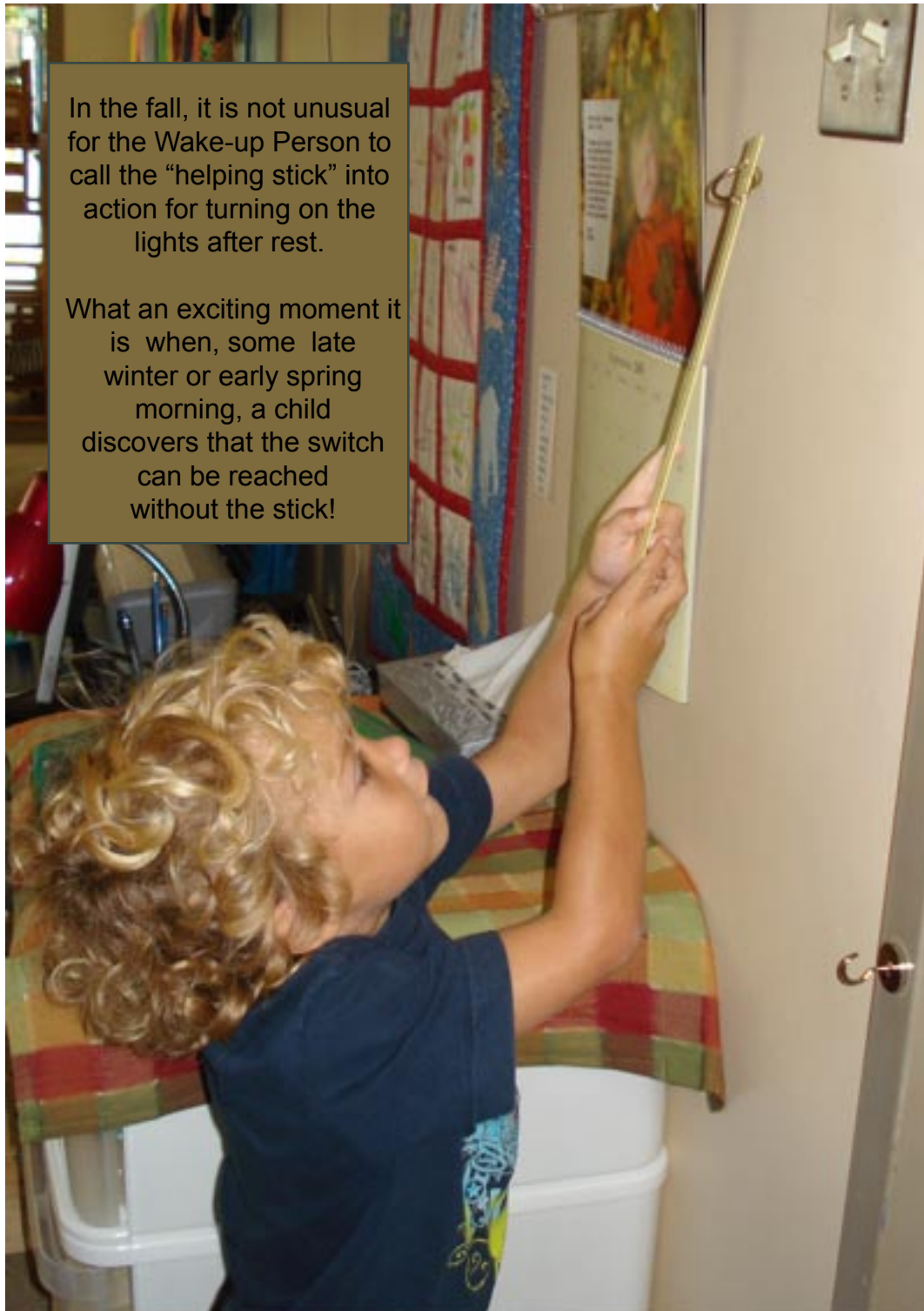
October 21
Tuesday
Picture Day

October 23
Thursday
Quaker Fest

October 24
Friday
Parent/Teacher Conferences
PUPIL HOLIDAY

October 25
Saturday
Footsteps for Friends
Fit with Friends
7:30am

October 28
Tuesday
School House Parents
Invite Heritage House Families
To Learn About 1st Grade and
Beyond
7:00pm



In the fall, it is not unusual for the Wake-up Person to call the "helping stick" into action for turning on the lights after rest.

What an exciting moment it is when, some late winter or early spring morning, a child discovers that the switch can be reached without the stick!



Other than the young scientists that work in preschool each day, the CCTV has become the most valued science tool in the classroom.



A gift to preschool, the CCTV was a result of a challenge grant from a parent and a grandparent (class of 2014) It is used most days to look at bugs, weeds, flowers, skin, illustrations, toys, feathers, etc.

In this case we got a good look at our snack.

Can you guess what it is?

Books we have read recently include:

Boo to a Goose, Mem Fox
Down the Road, Alice Schertle
Corduroy, Don Freeman
Happy Birth Day, Robie Harris
Fall is Here!, Pamela Jane



Integrated curriculum: Bodily/Kinesthetic, Baking, Language

One mystery preschooler had a chance to experience what it must be like to be a piece of cheese rolled up in dough. This was the day we made a snack of cheese rolled up and baked in biscuit dough.




got math?

Integrated curriculum: pre-math, self-help skills, bodily/kinesthetic

Q. "So when do kids start to learn math?", concerned parents often ask.

A. From the time they wake up in the morning!

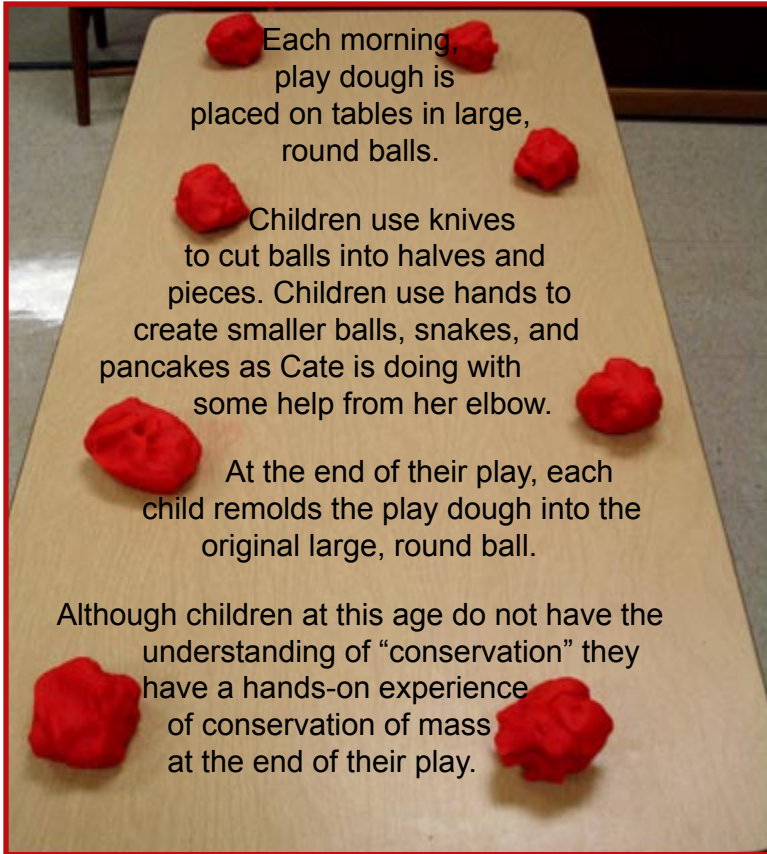
After our mid-morning rest time, children gather up their towels and place them in the cubbies. Folding a towel provides lessons in fractions, relative size, perseverance, and self-help skills.



Edible math

The snack table is a rich environment for a wide range of pre-math opportunities.

On this **square** napkin, there are **four** carrots, **each one** placed in one of four **corners**. As the carrots are eaten, the number of remaining carrots and the amount of dip **decrease**.



Each morning, play dough is placed on tables in large, round balls.

Children use knives to cut balls into halves and pieces. Children use hands to create smaller balls, snakes, and pancakes as Cate is doing with some help from her elbow.

At the end of their play, each child remolds the play dough into the original large, round ball.

Although children at this age do not have the understanding of "conservation" they have a hands-on experience of conservation of mass at the end of their play.



Congratulations to Lindsay and her family on the birth of their baby girl born in the wee hours of the first full day of fall, September 23.

We look forward to meeting Lindsay's little sister in the months and years ahead.



*Integrated Curriculum:
science, language, social
studies, kinesthetic*


We are grateful to Roman and his family for delivering a beautifully preserved monarch butterfly to the preschool classroom.

During circle time, Roman stood at the front of the class and answered questions about the butterfly.

Afterward, Roman walked slowly around the rug so that all of the children could get a good look at the beautiful creature.

During snack time, the butterfly made the rounds of the tables so that children could get a close look. The sand timer was used to take turns.

Children used their bodies to move like butterflies to snack.



Health and Safety

For the safety and comfort of your child, please inform the teachers any time your child has received a dose of prescribed or over-the-counter medicine prior to coming to school.



Medications can cause an array of side effects (stomach upset, agitation, drowsiness, etc.) that can have an impact on a child's participation in the school program; teachers will be alert to any behavior changes or possible negative reactions that could be caused by a medication.

MUSINGS from Tina

Emotional Intelligence: delaying gratification, managing disappointment, empathy development, labelling feelings

Does this scene sound familiar?

You are in the kitchen when your spouse discovers a small portion of chocolate ice cream left over in the freezer. It is agreed that there "really isn't enough ice cream left for two servings" and "why bother getting even one bowl dirty". "Let's share!"

Two spoons are pulled from the kitchen drawer and are strategically poised over the mostly empty ice cream container. "Let the "sharing" begin." Well, if you're like this writer, the sharing quickly spirals downward to see who can fill their spoon the fullest and the fastest; defensive blocking motions ensue; and the clicking of spoons sounds like a sword fight!

For people of all ages, sharing can be extremely difficult; sharing is also an unreasonable expectation for young children. What is sharing? What does it look like? How often do adults "share"? And would it be more accurate to describe what you are doing as "taking turns"? A "time share" is not really about sharing; it's about taking turns. Sharing a meal with a friend is more about giving than sharing. What's up with sharing?

Why do parents insist on telling toddlers and young children to share? Young children cannot share. Taking turns is the only reasonable goal for young children.

Children in preschool are experts at the "language of taking turns". You may have heard your preschooler using this language at home.

Setting the stage:

Child "A" is holding a sporty matchbox car.

Child "B" wants the sporty matchbox car that Child "A" is holding.

You can probably imagine and/or remember a variety of wild and less than successful scenarios that could complete the above scene.

This is how it goes in Preschool:

Child "B" goes up to Child "A": "When you're done with that car will you let me know?"

Child "A": "Yes. When I'm done with the car I will let you know."

Everyone feels heard. Everyone feels reassured. Everyone feels powerful. Taking turns works.

Picture the scene:

It is music time. The teacher is preparing to hand out two rhythm sticks to each child in the circle. The sticks are of various colors. Your favorite color is green; you have your heart set on green; you see that the kid next to you got the green rhythm sticks. YIKES!!

In preschool, it can be predicted with 100% accuracy that not all children will get their favorite color rhythm sticks. Before distributing the sticks teachers "rehearse" the feelings that children will have when they are handed their rhythm sticks.

You might be very happy because you get your favorite color.

You might be disappointed because you got someone else's favorite color.

How will your neighbor feel if you get HER favorite color?

In preschool, children and teachers are often overheard chanting:

"You get what you get, and you don't get upset."

(It is neither fair nor unfair; it's just the way it is.)

Time for a change!



Many of you have already made the switch in your child's change of clothes bag. If you have not made the switch, this would be a good time to send in a pair of long pants and a long-sleeved shirt to have on hand for the cold weather months.



HALLOWEEN REMINDERS FOR PARENTS OF PRESCHOOLERS

Friday, October 31, Halloween Parade, 8:30am

If your child wishes to wear a costume in the School Halloween Parade we ask that you be guided by the following:

By 8:15am all children come in costume to the classroom with a safety at the usual time. This includes those children who do not usually attend school on Friday who wish to join the parade.

8:15-8:30am parents will assemble outdoors or the gym, depending on weather.

Parents, please resist the temptation to come to the classroom before or after the parade. It is important that we keep the arrival and morning routine as normal as possible for the youngest children.

Keep it simple. At the last moment your child may choose not to wear a costume or march in the parade; teachers will respect the child's wishes.

Masks are not safe for young children. Negotiating stairs and sitting for long periods are not compatible with wearing a mask. Consider face painting as a safe and comfortable alternative.

Dangerous weapons or props may not come to school. Please refer to p. 30 of the *Parent Handbook*.

Preschoolers will sit together as a class. Parents and family members will stand along the perimeter. If it is wet, we will sit as a class in the gym.

Shouting your child's name can be upsetting to everyone. There will be a huge crowd of people at the parade. Please imagine yourself a young child in a sea of children and adults dressed up in weird costumes! Taking candid shots quietly from a safe distance will keep all of the children comfortable.

Hold on to younger siblings. The area becomes quite congested with adult bodies and scary costumes.

DO send warm play clothes and jacket for your child to change into. At the conclusion of the parade, the teachers and children will rush into the classroom to change clothes and to resume a normal day. We ask that parents leave directly from the parade site.

Thank you for keeping it simple, safe, and as stress-free as possible. This should be a happy time for your child. Do speak with the teacher if you have questions.

[CLICK HERE](#) to read notes from Curriculum Night, 9/23/08

Parent/Teacher Conference Day Schedule
Friday, October 24, 2008

7:00am ROMAN
7:30am CHRISTIAN
8:00am RYAN
8:30am CATE
9:00am WYATT
9:30am MEGAN
10:00am BLAISE
10:30am LEO
11:00am EVAN
11:30am MILES
12:00pm LINDSAY
12:30pm EBAAD