



### STOCKTON BEACH

Beach and sand-dune driving requires some specialised skill and caution. Essential recovery gear should include the following. Tyre pressure gauge to lower pressure to 16-22 psi. Snatchum-strap and 2 D-shackles to enable another vehicle to extract you from a bog. Long handled spade to remove sand from around tyres and from under the vehicle.

Be aware that because of the roar of the surf, people on the beach will not be able to hear you coming. It is very dangerous to drive on the mobile dunes when the sky is bright but overcast. In these conditions no shadows are cast and it is not possible to see sudden drop-offs. Quicksand occurs after a long period of rain and water is moving through the sand. The sand grains are in suspension and will not pack down to support a vehicle. In these conditions avoid the wet sand around the edges of lagoons. You cannot drive out of quicksand. Avoid driving on vegetated areas or aboriginal shell middens. The speed limit is 40km/h generally and 20km/h when within 100m of people on the beach.

**The Stockton Beach sand dunes** are the largest continuous mobile sand mass in Eastern Australia. They stretch a distance of 32km and up to 1km wide and cover an area of 2,500 hectares.




Samurai Beach official nude bathing beach. Four wheel drive access.

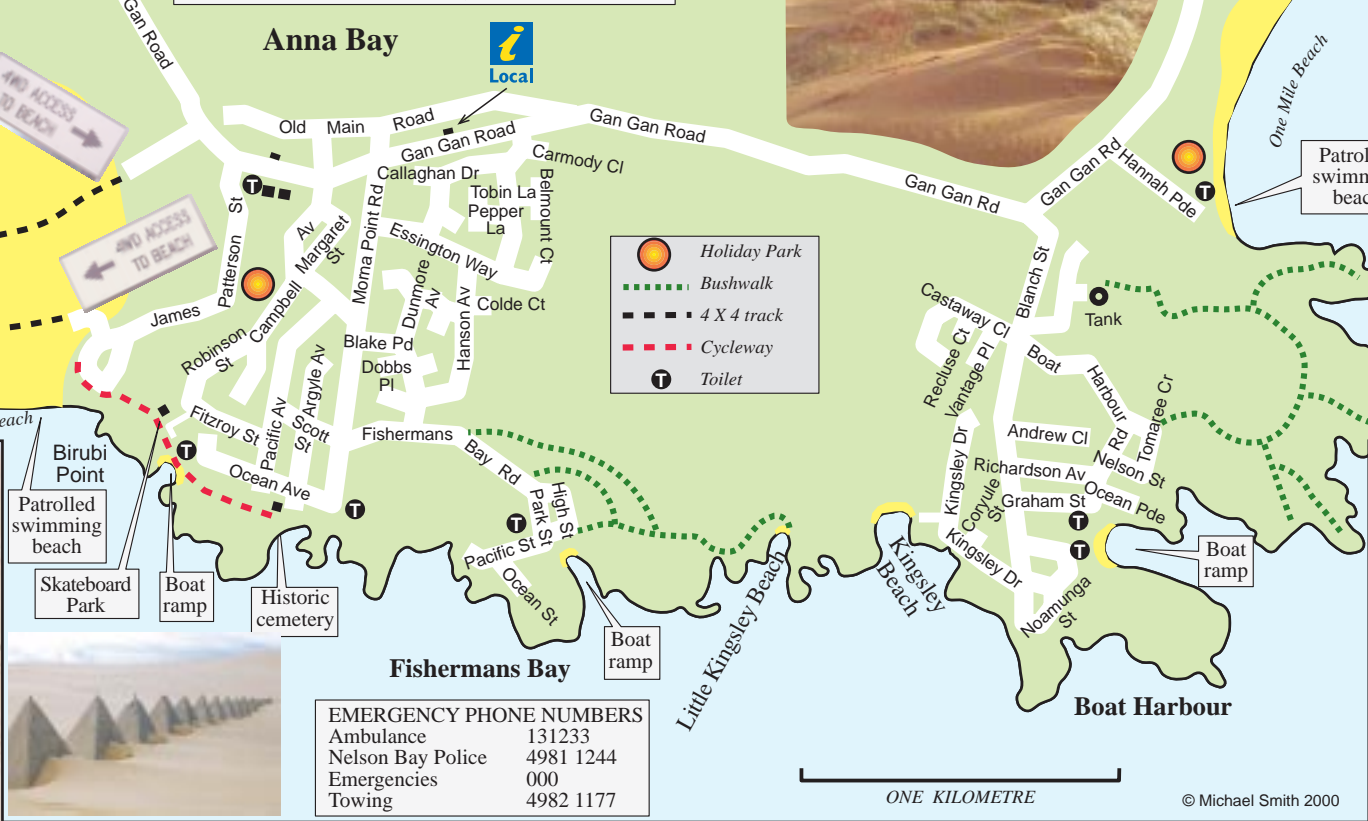


Patrolled swimming beach

To Soldiers Point  
From Newcastle  
Nelson Bay Road



Vehicles are not permitted on this 500m section of beach



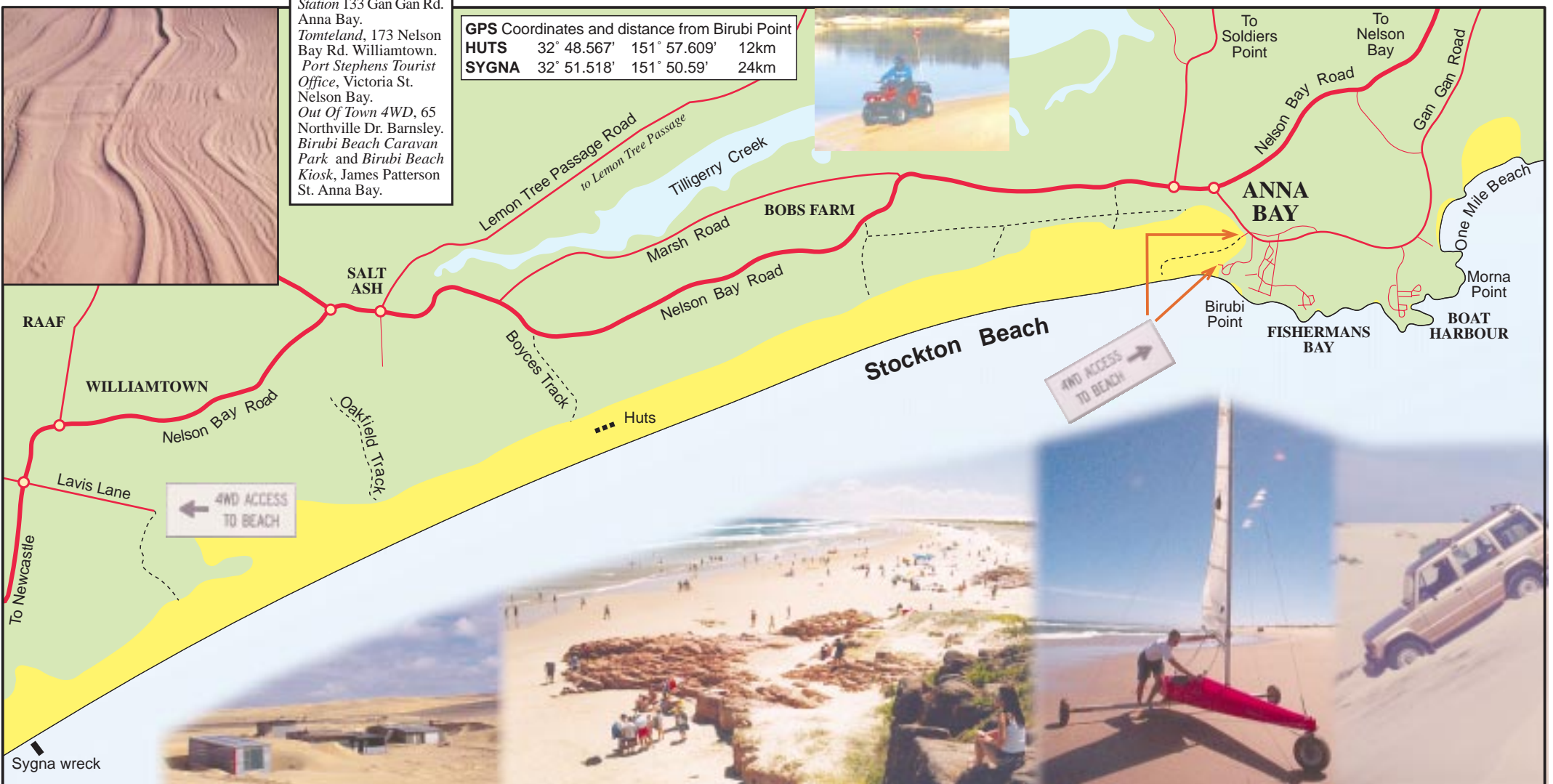
**Beach Vehicle Permit**  
A Beach Vehicle Permit is required before driving a registered vehicle on Stockton Beach. They can be obtained from:  
Birubi Beach Service Station 133 Gan Gan Rd. Anna Bay.  
Tomteland, 173 Nelson Bay Rd. Williamtown.  
Port Stephens Tourist Office, Victoria St. Nelson Bay.  
Out Of Town 4WD, 65 Northville Dr. Barnsley.  
Birubi Beach Caravan Park and Birubi Beach Kiosk, James Patterson St. Anna Bay.



# Anna Bay

Port Stephens

gateway to the sand dunes



Sydney wreck

