



1-7 2007 News & Notes 8-9 The Coaches 10-23 The Players 24-32 Statistics

**DIRECTIONS TO FIU STADIUM  
FROM MIAMI INTERNATIONAL AIRPORT**

Take State Road No. 836 West (Dolphin Expressway) to Northwest 107 Avenue/South exit. Proceed south on 107 Avenue to Southwest Eighth Street (SR 41/Tamiami Trail). Turn right on Eighth Street, two traffic lights to Southwest 112 Avenue. Turn left onto the FIU campus.

**FROM I-95**

Travelling north or south on I-95, exit at State Road No. 836 West (Dolphin Expressway) to Northwest 107 Avenue/South exit. Proceed south on 107 Avenue to Southwest Eighth Street (SR 41/Tamiami Trail). Turn right on Eighth St., two traffic lights to Southwest 112 Avenue. Turn left onto the FIU campus.

**FROM THE PALMETTO EXPRESSWAY (SR 826)**

Travelling north or south on the Palmetto Expressway, exit westbound on Southwest Eight Street (SR 41/Tamiami Trail). Proceed to Southwest 112 Avenue. Turn left onto the FIU campus.

**FROM THE FLORIDA TURNPIKE**

Exit at Southwest Eighth Street (No. 25/Tamiami Trail). Turn right on Eighth Street (SR 41/Tamiami Trail). Go east on Southwest 112 Avenue. Turn right onto the FIU campus.

**MEDIA INFORMATION**

All practice times are subject to change. Spring practices are closed to the general public except for the Spring Game on April 20. Practices will be open to the media for the first 30 minutes. Head coach Mario Cristobal and selected student-athletes will meet with the media on the field at the conclusion of each practice.

**COACHES CLINIC**

For more information on the 2007 FIU Coaches Clinic, contact the Golden Panthers Football Office at (305) 348-4150.

**2007 FIU FOOTBALL SCHEDULE**

DATE	OPPONENT	SITE
Sept. 1	at Penn State	University Park, Pa.
Sept. 8	MARYLAND	HOME
Sept. 15	at Miami (Fla.)	Orange Bowl, Miami, Fla.
Sept. 22	at Kansas	Lawrence, Kan.
Sept. 29	at Middle Tennessee*	Murfreesboro, Tenn.
Oct. 6	TROY*	HOME
Oct. 20	at Louisiana-Monroe*	Monroe, La.
Oct. 27	at Arkansas	Fayetteville, Ark.
Nov. 3	at Arkansas State*	Jonesboro, Ark.
Nov. 17	LOUISIANA-LAFAYETTE*	HOME
Nov. 24	FLORIDA ATLANTIC*	HOME
Dec. 1	NORTH TEXAS*	HOME

Home games in CAPS; \* Sun Belt Conference game

**2006 FIU FOOTBALL RESULTS**

DATE	OPPONENT	W/L	SCORE	ATT.
Aug. 31	at Middle Tennessee	L	6-7	20,058
Sept. 9	at South Florida	L	20-21	27,114
Sept. 16	BOWLING GREEN	L	28-33	15,212
Sept. 23	at Maryland	L	10-14	45,317
Sept. 30	ARKANSAS STATE	L	6-31	15,174
Oct. 7	at North Texas	L	22-25 (7ot)	15,123
Oct. 14	at Miami	L	0-35	51,130
Oct. 28	at Alabama	L	3-38	92,138
Nov. 11	LOUISIANA-MONROE	L	0-35	15,009
Nov. 18	LOUISIANA-LAFAYETTE	L	7-17	15,134
Nov. 25	at Florida Atlantic	L	0-31	9,655
Dec. 2	TROY	L	13-26	15,023

**2007 FIU SPRING PRACTICE SCHEDULE**

Sunday	Monday	Tuesday	Wednesday	Thursday	Friday	Saturday
March 25	26	27 Practice #1 3:00 p.m.	28	29 Practice #2 3:00 p.m.	30 Practice #3 3:00 p.m.	31 Practice #4 10:00 a.m.
April 1	2	3 Practice #5 3:00 p.m.	4	5 Practice #6 3:00 p.m.	6 Practice #7 3:00 p.m.	7 Practice #8 10:00 a.m.
8	9	10 Practice #9 3:00 p.m.	11	12 Practice #10 3:00 p.m.	13 Practice #11 3:00 p.m.	14 Practice #12 10:00 a.m. <i>Coaches Clinic</i>
15	16	17 Practice #13 3:00 p.m.	18	19 Practice #14 3:00 p.m.	20 <i>Spring Game</i> 7:00 p.m.	21

## GENERAL

<b>Name of School</b>	Florida International University
<b>City/Zip</b>	Miami, Florida 33199
<b>Founded/Opened</b>	1965/1972
<b>Enrollment</b>	38,000
<b>Nickname</b>	Golden Panthers
<b>School colors</b>	Blue & Gold
<b>Stadium</b>	TBA
<b>Capacity/Surface</b>	TBA
<b>Affiliation</b>	NCAA Division I-A
<b>Conference</b>	Sun Belt
<b>President</b>	Dr. Modesto A. Maidique
<b>Alma Mater/Year</b>	MIT/1962
<b>Athletic Director</b>	Pete Garcia
<b>Alma Mater/Year</b>	Miami (Fla.)/1984
<b>Athletic Department Phone</b>	(305) 348-2756
<b>Ticket Office Phone</b>	(866) FIU-GAME

## HISTORY

<b>First year of football</b>	2002
<b>All-time bowl/playoff record</b>	N/A
<b>Years in post-season play</b>	N/A
<b>Last post-season appearance</b>	N/A
<b>Result</b>	N/A
<b>All-time record</b>	15-41 (5)

## SPORTS INFORMATION

<b>Assistant SID/Football SID</b>	Evan Koch
<b>Office phone</b>	(305) 348-2084
<b>Cell phone</b>	(786) 376-2999
<b>E-mail</b>	koche@fiu.edu
<b>SID Fax</b>	(305) 348-2963
<b>Assistant AD/Media Relations</b>	Rich Kelch
<b>Office phone</b>	(305) 348-3164
<b>Cell phone</b>	(786) 256-0464
<b>Assistant SID</b>	Kevin Hassett
<b>Office phone</b>	(305) 348-6024
<b>Press Box phone</b>	TBA
<b>SID address</b>	FIU-University Park Pharmed Arena, Room 211 Miami, FL 33199
<b>SID overnight mailing address</b>	FIU-University Park 11200 S.W. 8 Street GPA 260 Miami, FL 33199

## COACHING STAFF

<b>Head coach</b>	Mario Cristobal
<b>Alma Mater/Year</b>	Miami (Fla.)/1993
<b>Record at FIU/Years</b>	First Season
<b>Career record/Years</b>	First Season
<b>Football office phone</b>	(305) 348-4150
<b>Best time/day to reach coach</b>	Contact SID
<b>Assistant Coaches (Alma Mater/Year/Responsibilities):</b>	
James Coley, Florida State, 1997 (Offensive Coordinator/QB);	
Phillip Galiano, Shippensburg, 2000 (Defensive Coordinator/LB);	
Mike Cassano, New Hampshire, 1994 (RB/Recruiting Coordinator);	
Bernard Clark, Miami (Fla.), 1989 (Defense Line);	
Greg Laffere, Miami (Fla.), 2000 (Offensive Line);	
Alex Mirabal, Florida International, 1993 (Tight Ends);	
Frank Ponce, Florida International, 1997 (Wide Receivers);	
Jeff Popovich, Miami (Fla.), 2000 (Defensive Backs);	
Apollo Wright, Wagner, 2001 (Special Teams Coordinator);	
Juan Navarro, Redlands, 2004 (Graduate Assistant);	
Larry Williams, Florida A&M, 1999 (Graduate Assistant).	
<b>Director of Football Operations</b>	Matt Winston
<b>Asst. Dir. of Football Operations</b>	Dennis Smith
<b>Head Strength &amp; Conditioning</b>	Mick Smith
<b>FB Strength &amp; Conditioning</b>	Lon Record
<b>Athletic Trainer</b>	David Ahouse

## TEAM INFORMATION

<b>Overall record last year</b>	0-12
<b>Conference record/finish</b>	0-7/Eighth
<b>Final ranking last year (poll)</b>	N/A
<b>Basic Offense</b>	Multiple
<b>Basic Defense</b>	Multiple
<b>Letterwinners Returning:</b>	
Offense 21	Defense 22
Specialty 3	TOTAL 46
<b>Letterwinners Lost:</b>	
Offense 5	Defense 10
Specialty 2	TOTAL 17
<b>Starters Returning:</b>	
Offense 8	Defense 7
Specialty 2	TOTAL 17
<b>Starters Lost (Pos/Ht./Wt./Class):</b>	
Antwan Barnes (Defensive End/6-1/234/Senior);	
James Black (Linebacker/6-0/216/Senior);	
Alexander Bostic III (Linebacker/6-1/215/Senior);	
Keyvonis Bouie (Linebacker/6-0/224/Senior);	
Josh Padrick (Quarterback/6-3/195/Senior);	
Chris Patullo (Placekicker/6-0/180/Senior);	
Samuel Smith (Tight End/6-3/248/Senior);	
Chandler Williams (Wide Receiver/5-11/180/Senior).	

**Returning Offensive Starters (Pos./Ht./Wt./Class):**

Joe Alajajian (Right Guard/6-3/295/Sophomore)  
 John Ellis (Fullback/5-11/200/Sophomore)  
 Jeff Eugene (Left Guard/6-3/305/Senior)  
 Dustin Gibson (Right Tackle/6-6/269/Junior)  
 Andy Leavine (Left Tackle/6-5/270/Sophomore)  
 A'mod Ned (Running Back/5-9/186/Junior)  
 Ashlyn Parker (Wide Receiver/6-1/195/Sophomore)  
 Xavier Shannon (Offensive Center/6-1/294/Junior)

**Returning Defensive Starters (Pos./Ht./Wt./Class):**

Roland Clarke (Defensive Tackle/6-4/300/Senior)  
 Cory Fleming (Strong Safety/5-11/180/Senior)  
 Jarvis Penerton (Defensive Tackle/6-3/280/Junior)  
 Reginald Jones (Defensive End/6-2/260/Junior)  
 Robert Mitchell (Cornerback/5-11/188/Junior)  
 Lionell Singleton (Cornerback/5-10/175/Senior)  
 Jeremiah Weatherspoon (Free Safety/6-2/211/Junior)

**All-star Candidate:** Lionell Singleton (Defensive Back/Kick Return Specialist)

## RETURNING STATISTICAL LEADERS

<b>Rushing:</b>	<b>GP/GS</b>	<b>Attempts</b>	<b>Yards</b>	<b>Avg.</b>	<b>TD's</b>		
1.) A'mod Ned (RB, 5-9, 186, Jr.) . . . . .	10/5	94	445	4.7	2		
2.) Julian Reams (RB, 5-11, 202, Jr.) . . . . .	10/5	104	325	3.1	3		

<b>Passing:</b>	<b>GP/GS</b>	<b>Comp.</b>	<b>Attempts</b>	<b>Pct.</b>	<b>Yards</b>	<b>Int.</b>	<b>TD's</b>
1.) Paul McCall (QB, 6-0, 201, So.) . . . . .	11/0	7	18	38.9	101	1	0

<b>Receiving:</b>	<b>GP/GS</b>	<b>Rec.</b>	<b>Yards</b>	<b>Avg.</b>	<b>Avg./G</b>	<b>TD's</b>	
1.) Ashlyn Parker (WR, 6-1, 195, So.) . . . . .	12/12	23	231	10.0	19.2	0	
2.) Jeremy Dickens (WR, 6-0, 180, So.) . . . . .	12/5	21	279	13.3	23.2	0	

<b>Tackles:</b>	<b>GP/GS</b>	<b>Solo</b>	<b>Assist</b>	<b>Total</b>	<b>Int.</b>	<b>Sacks</b>	<b>TFL/Yds.</b>
1.) Jeremiah Weatherspoon (FS, 6-2, 211, Jr.) . . . . .	12/11	29	21	50	2-24	0-0	0-0
2.) Robert Mitchell (CB, 5-11, 188, Jr.) . . . . .	10-9	27	18	45	2-14	0-0	4.5-9

## NOTES/CLARIFICATIONS

Florida International University's **Mario Cristobal** begins his first season as head coach after spending the last three years as an assistant at the University of Miami (Fla.). Cristobal is the second head coach in the five-year history of the Golden Panthers football program.

This year's assistant coaching staff is all new at FIU, with the exception of defensive coach **Bernard Clark** who begins his second stint with the Golden Panthers. Clark was the program's defensive coordinator/linebackers coach in 2004 and '05.

**Lionell Singleton** was named to the 2006 Sports Illustrated.com All-America football team as an honorable mention kick return specialist. He, and sophomore wide receiver **Ashlyn Parker**, return in 2007 after being named to the All-Sun Belt Conference football team.

Six bowl teams from 2006 appear on the FIU schedule this season, including five in the first half of the year, and all but three opponents finished 2006 with a .500 record or better. Overall, FIU's 2007 opponents had a combined record of 80-71 (.520) and its non-conference foes went 41-24 (.631) last season.

**A'mod Ned** enters the 2007 season with 820 career rushing yards, which places him third on the school's all-time list and just 66 yards away from second place (**Adam Gorman**, 886 yards, 2002-05).

## ENTIRELY NEW COACHING STAFF TAKES THE REIGNS

Mario Cristobal begins a new era of FIU football with a 2007 coaching staff that includes experience on the professional, college and high school levels.

"We are extremely fortunate to have these men join our staff," Cristobal said. "I had the privilege of personally working with many of them and they all have the knowledge, dedication, work ethic and enthusiasm to help FIU be successful."

Here is a look at this year's new assistant coaching staff:

**JAMES COLEY, Offensive Coordinator/QB** -- Coley is a Miami native who worked most recently as an offensive assistant and quality control coach with the Miami Dolphins. He has coached some of the top talent in football at the high school, college and pro levels and his coaching resume includes stops at 2003 National Champion Louisiana State University and 2002 Florida 6A State Champion Norland High School, in addition to his professional experiences.

**PHILLIP GALIANO, Defensive Coordinator/LB** -- Galiano was an assistant coach for the last four years at Rutgers where he drilled defensive ends for the last two seasons, was linebackers coach in 2004, and worked with the defensive line in 2003. Last year, Galiano's defensive ends were major contributors on the country's fourth-ranked defense. Rutgers' defense ranked fifth in the NCAA with 3.15 sacks and 7.92 tackles for loss per game and produced First Team All-American and All-BIG EAST defensive lineman Eric Foster, as well as Second Team All-BIG EAST defensive linemen Ramel Meekins and Jamaal Westerman.

**MIKE CASSANO, Running Backs/Recruiting Coordinator** -- Cassano, who has more than 12 years experience coaching running backs and as an offensive assistant, comes from the University of Miami where he spent the last three years as a volunteer coach and offensive graduate assistant. At Miami Cassano played a major role in the Hurricanes' offense and running game and he coached in the 2004 and 2005 Peach Bowls, as well as the 2006 Micron PC Bowl in helping lead the program to a 25-12 record.

**GREG LAFFERE, Offensive Line** -- Laffere comes to FIU after two years at Division I-AA power Illinois State. Laffere's line was a key component in helping Illinois State to its second-highest finish ever, a No. 8 ranking in the final Division I-AA poll, and a No. 8 ranking among I-AA offenses. Additionally, Laffere's o-line overcame two injuries to starters at the beginning of the year to help protect the Gateway Football Conference's top passing offense.

**ALEX MIRABAL, Tight Ends** -- Mirabal has taught and coached at Miami-Dade County high schools since 1993. For the last four years, Mirabal has worked at Christopher Columbus High School, the last two seasons as run game coordinator for the 2003-05 district champion Explorers.

**FRANK PONCE, Wide Receivers** -- Ponce knows Miami-Dade County football. One of two FIU graduates on the staff, Ponce has spent the last three years as head coach and offensive coordinator at Miami Senior High School and has coached preps in the area since 1992.

**JEFF POPOVICH, Defensive Backs** -- For the last two seasons, Popovich served as a defensive graduate assistant at the University of Miami working primarily with the secondary and also assisting with special teams. While at UM, his teams ranked first in the country in defensive pass efficiency in 2005 and was ranked 25th in 2006.

**APOLLO WRIGHT, Special Teams** -- Wright comes to FIU after spending six seasons at Villanova as running backs coach, special teams coordinator and the Wildcats' Florida recruiter. It was Wright who mentored I-AA Nation Player of the Year and current NFL running back Brian Westbrook who rushed for 1,603 yards and 22 touchdowns in 2001.

Additionally, after a season spent at the University of South Florida, defensive line coach **BERNARD CLARK** returns to FIU where in 2004-05 he was the Golden Panthers defensive coordinator. Last year, as USF's defensive line coach, the Bulls defense ranked 14th nationally in sacks per game, 21st in scoring defense and 26th in total defense.

Cristobal also welcomes graduate assistants **JUAN NAVARRO** and **LARRY WILLIAMS** to this season's coaching mix.

## AMBITIOUS SCHEDULE AWAITS FIU IN 2007

The Golden Panthers will play one of the toughest schedules in the Sun Belt Conference with one of the more impressive non-conference slates in the country. FIU will play six games, including a road game against Miami, at its

temporary home, the Orange Bowl, while its new Student Support Complex and on-campus stadium begins its first phase of construction.

Six bowl teams from 2006 grace the Golden Panthers schedule, including five in the first half of the year, and all but three opponents finished 2006 with a .500 record or better. Four of the teams won bowl games in 2006, including Penn State, Maryland, Miami and Troy. In addition, FIU's 2007 opponents had a combined record of 80-71 (.520) and its non-conference foes went 41-24 (.631) last season.

## INTRA-CITY RIVALRIES

When FIU resumes its cross-town rivalry against the University of Miami on in the Orange Bowl on Sept. 15, it will continue only the third current I-A intra-city rivalry game in the nation. The other two are USC-UCLA and Rice-Houston.


## SEVEN GOLDEN PANTHERS EARN ACADEMIC HONORS

Seven members of the 2006 Florida International University football team were named to the 2006 Sun Belt Conference Academic Football Team. The Golden Panthers honored to the Commissioner's List (3.50 GPA and above) were Andy Anderson, Matt Berrios and Chris Patullo, while Tyler Clawson, Paul McCall, Josh Padrick and Lionell Singleton earned Academic Honor Roll recognition (3.0-3.49 GPA).

Clawson, McCall and Singleton all return in 2007.

## SINGLETON GARNERS NATIONAL HONORS

FIU senior defensive back Lionell Singleton was named to the Sports Illustrated.com All-America football team as an honorable mention kick return man. Singleton was a two-time Sun Belt Conference Player of the Week in 2006 for the Golden Panthers. On Sept. 18, he was the league's Special Teams Player of the Week after returning a kick-off 98 yards for a touchdown against Bowling Green to go along with a pair of punt returns and two interceptions.



He was also the Sun Belt's Defensive Player of the Week on Sept. 25 after his fifth interception of the year came against Maryland, which tied a school record. He had eight tackles in that game against the Terrapins with one pass breakup. As a defensive back, the 5-foot-10, 174-pound Singleton's season-ending 0.50 interceptions per game ranks tied for 12th nationally.

Singleton finished the year ranking third nationally in kickoff returns, with an average of 29.5 yards per return and 31st among Division I-A punt returns with a 10-yard return average. With 572 total all-purpose yards on the year, Singleton ranked 19th in Sun Belt Conference statistics with an average of 55.3 yards per game.

### MISSING SPRING DRILLS

Injuries will keep the following Golden Panthers from participating in spring practice:

WR	Jeremy Dickens	shoulder
RB	Anthony Guli	shoulder
LB	Wendy Napoleon	neck
LB	Quentin Newman	knee

**NEW ON-CAMPUS STADIUM ON THE HORIZON**

The Florida Board of Governors recently approved a resolution that will allow FIU to finance the expansion of its on-campus football stadium, in a multi-phase project that includes a student support complex.

With this resolution FIU will be able to issue bonds to finance the estimated \$31-million first phase of the project, which includes the conversion of the home of the Golden Panthers football team from a 7,500 permanent-seat facility, to one with approximately 18,000 seats and amenities such as air-conditioned luxury suites, a wrap-around concourse with a full field view, 19 luxury suites, 1,400 club seats, a video scoreboard and a stadium club.

This first phase of the project will be completed by the opening of the 2008 football season.

The second phase of the project includes a 100,000 square-foot student center which will house undergraduate advising, admissions, financial aid and a welcome center. Most of these services have been located on the first floor of the Charles Perry building for years. This phase of the project, at a cost of approximately \$24 million, is expected to be completed in 2011.

**FRESHMEN RECEIVE BAPTISM OF FIRE**

With the departure of 27 seniors in 2005 due to graduation, plenty of youngsters got into the action in 2006 and many received a baptism of fire. True freshmen offensive linemen Andy Leavine and Joe Alajajian, wide receiver/punt returner John Houston Whiddon and punter Chris Cook all got starting nods in the season opener against Middle Tennessee and wide receivers Jeremy Dickens and Ashlyn Parker both become valuable contributors in the Golden Panthers offense. In all, there were 16 true freshmen who saw playing time over the course of the season.

Against Alabama, fullback Chance Attaway, defensive end Matt Garris and defensive tackle Justin West all made starts.

FIU's true freshmen who played in 2006 (games and games started) were:

Player	Games	Starts
Joe Alajajian, OL	7	7
Chance Attaway, RB	10	2
Scott Bryant, LB	9	0
Chris Cook, Punter	11	0
Jeremy Dickens, WR	12	5
Elliott Dix, WR	10	0
Michael Dominguez, LB	8	2
Brandon Ellison, DB	7	0
Matt Garris, DE	11	2
Dezariah Johnson, DB	9	0
Daunte Owens, WR	9	0
Ashlyn Parker, WR	12	12
Luis Pena, DL	2	0
Mannie Wellington, LB	8	0
Justin West, DL	11	2
John Houston Whiddon, WR	12	0

**SEVEN OVERTIME THRILLER**

The Golden Panthers road game at North Texas tied an NCAA record for the longest game in history (Arkansas 58 vs. Ole Miss 56, 11/3/01 and Arkansas 71, Kentucky 63, 11/1/03). The seven overtimes featured a combined 13 field-goal attempts between the two schools. The game came to an end when Denis Hopovac connected on a 34-yard field goal in the seventh overtime period to win the game for UNT, 25-22.

**ALL-SUN BELT CONFERENCE PAIR RETURNS**

Two of FIU's eight 2006 All-Sun Belt Conference performers return for the 2007 campaign. Second-team defensive back honoree Lionell Singleton returns for his senior campaign and honorable mention wide receiver Ashlyn Parker is back for his sophomore season.

Singleton led team with five interceptions and twice earned SBC Player of the Week honors. A second-team special teams All-American of

SportsIllustrated.com, Singleton ranked third nationally in kickoff returns and 31st in punt returns. Parker started all 12 games last season as a true freshman and ranked third on the squad with 23 catches and averaged 10 yards per grab with a long catch-and-run of 42 yards coming against Sun Belt Conference foe Louisiana-Monroe.

**QB SPOT UP FOR GRABS**

For only the second time in the six-year history of the FIU football program, the Golden Panthers starting quarterback position will be up for grabs next fall.

The leading contender for the spot is sophomore Paul McCall, the only player of the group with any intercollegiate experience. McCall played in six games as understudy for senior Josh Padrick and ended the season completing 7-of-18 passes for 101 yards.

Additionally, head coach Mario Cristobal will have three other quarterbacks return from last year's roster in redshirt freshmen John Paul Fraites, Wayne Younger and Randy Van Meter and recruited three others in incoming freshmen Colt Anderson (Omaha, Neb.), Darold Hughes (Marrero, La.) and Bryan Mann (Belle Glade, Fla.).

The only other time there was fall competition for the starting quarterback position was the Golden Panthers very first year of competition in 2002. That year, freshmen Jamie Burke and David Tabor battled it out before Burke was named the starter. The following year, Burke entered the season as starter but injured himself in the season opener at Indiana State. In game No. 3 of the 2003 season, Josh Padrick moved into the starting spot where he remained for his four-year intercollegiate career.

**QB Candidates Tale of the Tape**

Name	Ht.	Wt.	Class	Hometown
Colt Anderson	6-4	195	Fr.	Omaha, Neb.
John Paul Fraites	6-0	207	R-Fr.	Niceville, Fla.
Darold Hughes	6-3	195	Fr.	Marrero, La.
Bryan Mann	6-3	195	Fr.	Belle Glade, Fla.
Paul McCall	6-0	198	So.	Hollywood, Fla.
Randy Van Meter, Jr.	6-2	222	R-Fr.	Lighthouse Point, Fla.
Wayne Younger	6-3	178	R-Fr.	Cocoa, Fla.

**GAMES DECIDED BY LESS THAN A TOUCHDOWN**

Playing close games is nothing new for the Golden Panthers. In fact with any luck, FIU's 2006 record might have been different had it fared better in those games.

Over its first five years of existence, FIU is 5-13 all-time in games decided by seven points or less and 10 of those decisions have come in the team's last two seasons:

DATE	OPPONENT	SCORE
9/7/02	at Elon	.L, 22-23
10/26/02	Gardner-Webb	.L, 14-17
9/6/03	at Indiana State	.L, 10-13
10/4/03	at Georgia Southern	.L, 35-37
11/15/03	at Gardner-Webb	.L, 19-22/ot
9/11/04	at Youngstown State	.W, 22-16/ot
10/9/04	at Stephen F. Austin	.W, 31-24
10/23/04	McNeese State	.L, 27-30
10/15/05	North Texas	.L, 10-13
10/20/05	at Troy	.L, 13-18
11/5/05	at UL Monroe	.W, 31-29
11/19/05	Western Kentucky	.W, 38-35
12/3/05	Middle Tennessee	.W, 35-31
8/31/06	at Middle Tennessee	.L, 6-7
9/9/06	at USF	.L, 20-21
9/16/06	Bowling Green	.L, 28-31
9/23/06	at Maryland	.L, 10-14
10/7/06	at North Texas	.L, 22-25 (7 ot)

## NED PUTS UP CAREER NUMBERS

Junior running back A'mod Ned enters 2007 with 820 career yards, which ranks third on the school's all-time list and just 66 yards out of second place. He was last year's leading rusher with 445 net yards on 94 carries for an average of 4.7 yards per carry and ranked ninth in the Sun Belt averaging 44.5 yards per game, despite missing two games on the year with a knee injury.

Ned logged his first career 100-plus-yard game with 169 yards against Bowling Green last Sept. 16 on 16 carries and an 80-yard touchdownrun that was FIU's longest since Rashod Smith went 76 yards against New Mexico State on Oct. 30, 2004.

He will enter the 2007 season in ear-shot of Adam Gorman's second-place total of 886 yards (2002-05) but he'll have a ways to go for all all-time mark of Smith's 2,195 rushing yards (2002-04).

## WALK-ONS GIVEN SPRING LOOK

Head coach Mario Cristobal opened up his Golden Panther roster to the general FIU student body on Thursday, March 1 with team tryouts, and some 13 were invited back to participate in spring practices. Of the walk-ons who were given numbers and are expected out on the first day, six are listed as linebackers, three are wide receivers, three are defensive linemen and one is an offensive lineman.

## FORMER FIU PLAYERS PARTICIPATE IN PRO DAY

Nearly 30 NFL scouts and coaches from 21 teams were present as nine former FIU Golden Panthers ran 40-yard dashes, shuttle runs and various other position drills at the program's second annual Pro Day in FIU Stadium on March 2.

Antwan Barnes, James Black, Alexander Bostic III, Keyonvis Bouie, Zach Davis, Josh Padrick, Chris Smith, Samuel Smith and Chandler Williams performed at the three-hour event, with friends and family watching in the stands. Dozens of current Golden Panthers were on hand to watch the event.

In addition to the 40-yard dash and 60-yard shuttle, FIU's NFL hopefuls performed the "L" drill, standing broad jump, vertical jump, weight testing, flexibility testing and position-specific drills.

FIU's Pro Day is a chance for draft-eligible players to showcase their speed, strength and agility for NFL scouts and coaches, with the hopes being selected in the upcoming NFL Draft in April.

1. at Alabama (10/28/06)	92,138
2. at Miami (10/14/06)	51,130
3. at Texas Tech (9/10/05)	50,156
4. at Maryland (9/23/06)	45,317
5. at Kansas State (9/3/05)	43,611
6. at USF (9/9/06)	27,114
7. vs. Florida A&M (11/27/04)*	21,010
8. at Middle Tennessee (8/31/06)	20,058
9. at Troy (10/18/03)	19,417
10. at Troy (10/20/05)	18,232

*\*at Orange Bowl, Miami, Fla.*

## PENN STATE

Saturday, September 1  
Beaver Stadium • University Park, Pa.

Series ..... First Meeting  
First Meeting ..... N/A  
Head Coach ..... Joe Paterno (Brown, '50)  
2006 Record ..... 9-4  
2006 Bowl Game ..... Outback Bowl  
vs. Tennessee (W, 20-10)  
2006 Final Rankings (AP/USA Today) ..... 24/25  
Sports Information Contact ..... Jeff Nelson  
SID Phone ..... 814-865-1757  
SID FAX ..... 814-863-3165  
SID E-mail ..... jtn4@psu.edu  
Website ..... www.gopsusports.com

## MARYLAND

Saturday, September 8  
Home • Miami, Fla.

Series ..... Maryland leads, 1-0  
First Meeting ..... September 23, 2006  
at Maryland 14, FIU 10  
Head Coach ..... Ralph Friedgen (Maryland, '70)  
2006 Record ..... 9-4  
2006 Bowl Game ..... Champs Sports Bowl  
vs. Purdue (W, 24-7)  
2006 Final Rankings (AP/USA Today) ..... rv/rv  
Sports Information Contact ..... Shawn Nestor  
SID Phone ..... 301-314-7065  
SID FAX ..... 301-314-9094  
SID E-mail ..... snestor@umd.edu  
Website ..... www.umterps.com

## MIAMI

Saturday, September 15  
Orange Bowl • Miami, Fla.

Series ..... Miami leads, 1-0  
First Meeting ..... October 14, 2006  
at Miami 35, FIU 0  
Head Coach ..... Randy Shannon (Miami, '89)  
2006 Record ..... 7-6  
2006 Bowl Game ..... MPC Computers Bowl  
vs. Nevada (W, 21-20)  
2006 Final Rankings (AP/USA Today) ..... N/A  
Sports Information Contact ..... Rick Korch  
SID Phone ..... 305-284-3249  
SID FAX ..... 305-284-2807  
SID E-mail ..... rkorch@miami.edu  
Website ..... www.hurricanesports.com

## KANSAS

Saturday, September 22  
Memorial Stadium • Lawrence, Kan.

Series ..... First Meeting  
First Meeting ..... N/A  
Head Coach ..... Mark Mangino (Youngstown State, '87)  
2006 Record ..... 6-6  
2006 Bowl Game ..... N/A  
2006 Final Rankings (AP/USA Today) ..... N/A  
Sports Information Contact ..... TBA  
SID Phone ..... 785-864-3420  
SID FAX ..... 785-864-7944  
SID E-mail ..... TBA  
Website ..... www.kuathletics.com

## MIDDLE TENNESSEE STATE

Saturday, September 29  
Johnny "Red" Floyd Stadium • Murfreesboro, Tenn.

Series ..... Series Tied, 1-1  
First Meeting ..... December 3, 2005  
at FIU 35, Middle Tennessee 31  
Last Meeting ..... August 31, 2006  
at Middle Tennessee 7, FIU 6  
Head Coach ..... Rick Stockstill (FSU, '82)  
2006 Record ..... 7-6  
2006 Bowl Game ..... Motor City Bowl  
vs. Central Michigan (L, 31-14)  
2006 Final Rankings (AP/USA Today) ..... N/A  
Sports Information Contact ..... Mark Owens  
SID Phone ..... 615-898-5057  
SID FAX ..... 615-898-5626  
SID E-mail ..... owens@goblueraiders.com  
Website ..... www.goblueraiders.com

## TROY

Saturday, October 6  
Home • Miami, Fla.

Series ..... Troy leads, 3-0  
First Meeting ..... October 18, 2003  
at Troy 21, FIU 10  
Last Meeting ..... December 2, 2006  
Troy 26, at FIU 13  
Head Coach ..... Larry Blakeney (Auburn, '70)  
2006 Record ..... 8-5  
2006 Bowl Game ..... New Orleans Bowl  
vs. Rice (W, 41-17)  
2006 Final Rankings (AP/USA Today) ..... N/A  
Sports Information Contact ..... Ricky Hazel  
SID Phone ..... 334-670-3832  
SID FAX ..... 334-670-5665  
SID E-mail ..... jehazel@troy.edu  
Website ..... www.troytrojans.com

## LOUISIANA-MONROE

Saturday, October 20  
Malone Stadium • Monroe, La.

Series ..... UL Monroe leads, 2-1  
First Meeting ..... October 16, 2004  
at UL Monroe 28, FIU 20  
Last Meeting ..... November 11, 2006  
UL Monroe 35, at FIU 0  
Head Coach ..... Charlie Weatherbie (Oklahoma State, '87)  
2006 Record ..... 4-8  
2006 Bowl Game ..... N/A  
2006 Final Rankings (AP/USA Today) ..... N/A  
Sports Information Contact ..... Judy Willson  
SID Phone ..... 318-342-5463  
SID FAX ..... 318-791-8700  
SID E-mail ..... willson@ulm.edu  
Website ..... www.ulmathletics.com

## ARKANSAS

Saturday, October 27  
Razorback Stadium • Fayetteville, Ark.

Series ..... First Meeting  
First Meeting ..... N/A  
Head Coach ..... Houston Nutt (Oklahoma State, '81)  
2006 Record ..... 10-4  
2006 Bowl Game ..... Capital One Bowl  
vs. Wisconsin (L, 17-14)  
2006 Final Rankings (AP/USA Today) ..... 15/16  
Sports Information Contact ..... Kevin Trainor  
SID Phone ..... 479-575-2751  
SID FAX ..... 479-575-7481  
SID E-mail ..... ktrainor@uark.edu  
Website ..... www.hogwired.com

## ARKANSAS STATE

Saturday, November 3  
Indian Stadium • Jonesboro, Ark.

Series ..... Arkansas State leads, 2-0  
First Meeting ..... September 24, 2005  
at Arkansas State 66, FIU 24  
Last Meeting ..... September 30, 2006  
Arkansas State 31, at FIU 6  
Head Coach Steve Roberts (Ouachita Baptist, '87)  
2006 Record ..... 6-6  
2006 Bowl Game ..... N/A  
2006 Final Rankings (AP/USA Today) ..... N/A  
Sports Information Contact ..... Jerry Scott  
SID Phone ..... 870-972-2541  
SID FAX ..... 870-972-3367  
SID E-mail ..... jscott@astate.edu  
Website ..... www.asuindians.com

## LOUISIANA-LAFAYETTE

Saturday, November 17  
Home • Miami, Fla.

Series ..... UL Lafayette leads, 4-0  
First Meeting ..... November 18, 2003  
at UL Lafayette 43, FIU 10  
Last Meeting ..... November 18, 2006  
UL Lafayette 17, at FIU 7  
Head Coach ..... Rickey Bustle (Clemson, '76)  
2006 Record ..... 6-6  
2006 Bowl Game ..... N/A  
2006 Final Rankings (AP/USA Today) ..... N/A  
Sports Information Contact ..... Daryl Cetnar  
SID Phone ..... 337-482-6331  
SID FAX ..... 337-482-6649  
SID E-mail ..... sportsinfo@louisiana.edu  
Website ..... www.ragincajuns.com

## FLORIDA ATLANTIC

Saturday, November 24  
Home • Miami, Fla.

Series ..... Florida Atlantic leads, 4-1  
First Meeting ..... November 23, 2002  
at Florida Atlantic 31, FIU 21  
Last Meeting ..... November 25, 2006  
at Florida Atlantic 31, FIU 0  
Head Coach ..... Howard Schnellenberger (Ky., '56)  
2006 Record ..... 5-7  
2006 Bowl Game ..... N/A  
2006 Final Rankings (AP/USA Today) ..... N/A  
Sports Information Contact ..... Katrina McCormack  
SID Phone ..... 561-297-3163  
SID FAX ..... 561-297-3499  
SID E-mail ..... kmccormi@fau.edu  
Website ..... www.fausports.com

## NORTH TEXAS

Saturday, December 1  
Home • Miami, Fla.

Series ..... North Texas leads, 2-0  
First Meeting ..... October 15, 2005  
North Texas 13, at FIU 10  
Last Meeting ..... October 7, 2006  
at North Texas 25, FIU 22 (7 ot)  
Head Coach ..... Todd Dodge (Texas, '87)  
2006 Record ..... 3-9  
2006 Bowl Game ..... N/A  
2006 Final Rankings (AP/USA Today) ..... N/A  
Sports Information Contact ..... Eric Capper  
SID Phone ..... 940-565-2476  
SID FAX ..... 940-565-3671  
SID E-mail ..... ecapper@unt.edu  
Website ..... www.meangreensports.com



## HEAD COACH MARIO CRISTOBAL

The qualities that define Mario Cristobal are what will ultimately drive the Florida International University football team to success: passion, leadership, relentlessness, focus, integrity, commitment, enthusiasm, intelligence, fearlessness, vision, confidence, competitiveness and ambition. They are the qualities that have earned

Cristobal a reputation as one of the country's best recruiters and have earned him the opportunity to lead the Golden Panthers.

Cristobal was named the second head coach in FIU's brief football history on December 19, 2006. His vision for the Golden Panthers' future is a simple one: Success. That means success in the classroom, success on the field, success in the community and success in life.

The time frame is immediate, the standards high and the demands of himself, his coaching staff and his student-athletes will be unparalleled by those outside the FIU football program.

In short, Cristobal was exactly what Athletic Director Pete Garcia and University President Dr. Modesto A. Maidique were looking for.

Cristobal embodies the culture, sophistication and attitude of the City of Miami. Born in the Magic City, Cristobal's roots as a coach, player, recruiter and person are embedded in arguably the nation's most talent-rich area for football. Cristobal spent his prep career at Miami's Christopher Columbus High School, his college days at the University of Miami and a coaching career under mentors with Miami ties, who have settled for nothing less than success. He knows the demands of the South Florida region and Florida International University are great and he embraces them.

Progress and success are all that Cristobal has known in his time as a player and coach. Cristobal comes to Florida International after successful coaching tenures at Miami and Rutgers where he has recruited and coached some of the best talent in the country.

### The Coach

Prior to accepting the head coaching job at FIU, Cristobal coached at the University of Miami for three years under former head coach Larry Coker. The Hurricanes compiled a 24-12 record with appearances in the 2004 and 2005 Chick-fil-A Peach Bowls and the 2006 Micron PC Bowl in that time. Cristobal coached Miami's tight ends in the 2004 and '05 seasons, tutoring 2005 Buffalo Bills' second round pick Kevin Everett, 2006 free agent signee Buck Ortega and 2006 First Team All-ACC selection Greg Olsen.

In 2006 Cristobal took over a Miami offensive line that featured four new starters, including a true sophomore at left tackle and a true freshman at right tackle. Despite coaching a unit wrought with inexperience and riddled by injuries throughout the season, the UM offense saw a 39 percent decrease in sacks given up from 36 to 22, only seven of which Cristobal's line was deemed responsible. Junior guard Derrick Morse was an honorable mention All-ACC selection and true freshman tackle Jason Fox was named to the Rivals.com All-America Second Team.

Cristobal helped set the table for one of the biggest success stories in the last 30 years of college football while coaching at Rutgers from 2001-03. While there, Cristobal worked under former UM defensive coordinator Greg Schiano, coaching the offensive tackles and tight ends for two seasons before shifting his focus solely to the offensive line in 2003. He was a critical factor in Rutgers' resurgence to competitiveness and helped lay the foundation in recruiting and coaching for a team that went from obscurity to college football's upper echelon in a matter of five years. During Cristobal's tenure at Rutgers, the Scarlet Knights improved from records of 2-9 and 1-11 to a 5-7 mark in 2003, the school's best record since 1998. One of Cristobal's brightest pupils was tight end L.J. Smith, the Philadelphia Eagles' second-round pick in the 2003 NFL Draft and current starter.

It was at Rutgers that Cristobal put the first notches in his belt as a full-time coach and that his talent as a coach and recruiter were recognized.

### HEAD COACH MARIO CRISTOBAL

**Full Name:** Mario Manuel Cristobal

**Born:** September 24, 1970

**Wife:** Jessica, married in June 2006

**Hometown:** Miami, Florida

**Education:** B.A., University of Miami, Coral Gables, Florida (1993)  
M.A., University of Miami, Coral Gables, Florida (2001)

#### Cristobal's Coaching Career

**2006:** Florida International University (Head Coach)

**2006:** University of Miami (Assistant Coach, offensive line)

**2004-05:** University of Miami (Assistant Coach, tight ends)

**2001-03:** Rutgers University (Assistant Coach, tight ends / OL)

**1998-2000:** University of Miami (Graduate Assistant)

#### Bowl Games as a Coach (5)

2005 Peach Bowl

2004 Peach Bowl

2001 Sugar Bowl

2000 Gator Bowl

1998 Micron PC Bowl

#### Bowl Games as a Player (4)

1993 Sugar Bowl

1992 Orange Bowl

1991 Cotton Bowl

1990 Sugar Bowl

#### Player Highlights

- 1992 First-Team All-Big East Conference (offensive tackle)

- 1995-96 NFL Europe's Amsterdam Admirals (offensive lineman)

- 1994 preseason camp NFL's Denver Broncos (offensive lineman)

- Four-year letterman University of Miami (offensive lineman)

#### Prominent Players Coached

- Martin Bibla (Miami) - Cleveland Browns, Atlanta Falcons

- Kevin Everett (Miami) - Buffalo Bills

- Joaquin Gonzalez (Miami) - Cleveland Browns, Indianapolis Colts

- Bryant McKinnie (Miami) - Minnesota Vikings

- L.J. Smith (Rutgers) - Philadelphia Eagles



"I knew early in my relationship with Mario that someday he would be a head coach," Schiano said. "FIU has landed a great man for the job."

Cristobal began his coaching career in 1998, when he joined the Miami Hurricanes staff as a graduate assistant, working with the Hurricanes for three seasons (1998-2000) under head coach Butch Davis. He helped his alma mater to a 29-8 record, three bowl wins and a pair of Big East Conference championships in that time.

"Mario Cristobal is an exceptional man with a great passion for football and people," Davis said. "He is an excellent recruiter and coach who has been around great football programs and I believe is an excellent choice for FIU. Coach Cristobal will make a huge impact on the program and will be dynamic in South Florida."

**The Recruiter**

Willie Foster. Clark Harris. Eric Foster. Jason Fox. They all have one thing in common beyond their successes on the gridiron: Mario Cristobal recruited them and signed them. Defensive tackle Eric Foster (Homestead HS/Homestead) joined Ray Rice last season at Rutgers in becoming the school's first AP All-Americans since 1995. Wide receiver Willie Foster (Central HS/Miami) was the 2005 BIG EAST Special Teams Player of the Year. Rutgers tight end Clark Harris (Manahawkin,

N.J.) is a three-time First Team All BIG EAST selection. A freshman starting offensive tackle, Fox (North Crowley, Texas), was Miami's best lineman in 2006 and was named a Freshman All-American by Rivals.com.


They are the most recent examples of talented student-athletes who Cristobal has recruited and who were willing to travel distances far and wide to play with the programs with which he was associated.

**The Player**

A 1993 graduate of Miami, Cristobal was a four-year letterman and member of the Hurricanes' football team from 1988-92. He earned All-Big East honors as an offensive tackle in 1992 during his senior season. Cristobal signed with Denver Broncos as an undrafted rookie in 1994 and played for the Amsterdam Admirals in NFL Europe in 1995 and '96 before beginning his coaching career.

Coach Cristobal is married to the former Jessica White.

**2007 FIU ASSISTANT COACHES**

<p><b>JAMES COLEY</b></p> <p><b>Offensive Coordinator</b>                      Year at FIU .....First                      College .....Florida State, '97                      Born .....April 14, 1973                      Hometown .....Miami, Fla.</p>	<p><b>PHILLIP GALIANO</b></p> <p><b>Defensive Coordinator</b>                      Year at FIU .....First                      College .....Shippensburg, '00                      Born .....September 8, 1977                      Hometown .....Philadelphia, Pa.</p>	<p><b>MIKE CASSANO</b></p> <p><b>Running Backs/Recruiting Coordinator</b>                      Year at FIU .....First                      College .....New Hampshire, '94                      Born .....March 12, 1970                      Hometown .....Uniontown, Pa.</p>
<p><b>BERNARD CLARK</b></p> <p><b>Defense</b>                      Year at FIU .....Third                      College .....Miami (Fla.), '89                      Born .....January 12, 1967                      Hometown .....Tampa, Fla.</p>	<p><b>GREG LAFFERE</b></p> <p><b>Offensive Line</b>                      Year at FIU .....First                      College .....Miami (Fla.), '00                      Born .....October 31, 1977                      Hometown .....Basehor, Kan.</p>	<p><b>ALEX MIRABAL</b></p> <p><b>Tight Ends</b>                      Year at FIU .....First                      College .....Florida International, '93                      Born .....April 2, 1970                      Hometown .....Miami, Fla.</p>
<p><b>FRANK PONCE</b></p> <p><b>Wide Receivers</b>                      Year at FIU .....First                      College .....Florida International, '97                      Born .....April 3, 1971                      Hometown .....Miami, Fla.</p>	<p><b>JEFF POPOVICH</b></p> <p><b>Defensive Backs</b>                      Year at FIU .....First                      College .....Miami (Fla.), '00                      Born .....October 26, 1977                      Hometown .....Louisville, Ky.</p>	<p><b>APOLLO WRIGHT</b></p> <p><b>Special Teams</b>                      Year at FIU .....First                      College .....Wagner, '01                      Born .....October 31, 1975                      Hometown .....Philadelphia, Pa.</p>
<p><b>JUAN NAVARRO</b></p> <p><b>Graduate Assistant</b>                      Year at FIU .....First                      College .....Redlands, '04                      Born .....July 23, 1980                      Hometown .....North Ridge, Calif.</p>	<p><b>LARRY WILLIAMS</b></p> <p><b>Offensive Line</b>                      Year at FIU .....First                      College .....Florida A&amp;M, '99                      Born .....March 26, 1976                      Hometown .....Miami, Fla.</p>	

# ALPHABETICAL SPRING ROSTER

NO.	NAME	POS.	HT.	WT.	CLASS	DOB	HOMETOWN	HIGH SCHOOL	HS COACH
93	** Audric Adger	DE	6-2	213	Sr.	1/20/85	Miami, Fla.	Southridge	Stu Rodgers
50	* Joe Alajajian	OL	6-3	290	So.	1/8/88	Naples, Fla.	Naples	Bill Kramer
65	Michael Alls	OL	6-2	274	So.	3/13/87	Lauderdale Lakes, Fla.	Northeast	Adam Ratkevich
74	*** Mike Alvarez	OL	6-0	285	Sr.	12/6/84	Miami, Fla.	Hialeah Miami Lakes	Jeffrey Rogers
4	* Sanchez Anderson	WR	5-10	176	So.	12/16/86	Hollywood, Fla.	Hollywood Hills	Al Lang
28	* Chance Attaway	RB	5-10	200	So.	1/23/88	Clarksville, Fla.	Blountstown	Bobby Johns
94	** Jonathan Betancourt	DL	6-1	279	Jr.	2/10/86	Miami, Fla.	Coral Reef	Frank Pounce
44	* Scott Bryant	LB	5-10	205	So.	6/20/88	Lakeland, Fla.	Lakeland	Deron Collins
88	Mario Caraballo	WR	6-1	238		12/28/86	Miami, Fla.		
62	Daniel Chacreton	DL	6-3	255	Sr.	11/27/85	Delray Beach, Fla.	Spanish River	Bob Braunstein
59	Ibrahim Chaudry	LB	6-0	220	Jr.	6/9/86	Miami, Fla.	Archbishop Carroll	Keith Green
72	Kori Clark	DT	5-10	298		8/10/85	Miami, Fla.		
99	* Roland Clarke	DL	6-4	305	Sr.	1/6/84	Miami, Fla.	Northwestern	Roland Smith
49	* Tyler Clawson	LB	5-11	222	So.	6/15/87	Naples, Fla.	Gulf Coast	Frank Tudryn
41	* Chris Cook	P/K	6-1	193	So.	4/10/88	Palm Bay, Fla.	Palm Bay	Dan Burke
61	Clarence Denis	LB	5-7	205		11/21/86	Miami, Fla.		
5	* Jeremy Dickens	WR	5-10	187	So.	11/10/98	Marianna, Fla.	Cottondale	Mike Melvin
84	* Elliott Dix	WR	6-0	201	So.	10/5/87	Orlando, Fla.	Evans	Maxwell Purcell
53	* Michael Dominguez	LB	5-11	225	So.	6/2/88	Miami, Fla.	North Miami Beach	Jeff Bertani
27	* John Ellis	FB	5-10	233	So.	1/11/87	Pensacola, Fla.	Pensacola	Mike Bennett
23	* Brandon Ellison	DB	5-10	184	So.	4/4/88	Lauderhill, Fla.	South Plantation	Jack Chapman
68	* Jeffrey Eugene	OL	6-0	305	Sr.	6/18/86	Miami, Fla.	Monsignor Pace	Joe Zaccheo
80	Travis Felder	WR	6-2	187		8/26/86	Miami, Fla.		
30	* Cory Fleming	DB	5-11	187	Sr.	4/23/85	Orlando, Fla.	Edgewater	Bill Gierke
38	* Jeremiah Flood	DB	5-11	205	Jr.	1/6/86	Plantation, Fla.	St. Thomas Aquinas	George Smith
10	John Paul Fraites	QB	6-0	207	R-Fr.	9/12/87	Niceville, Fla.	Niceville	John Hicks
2	Devon Freeman	RB	5-10	207	R-Fr.	9/13/87	Niceville, Fla.	Niceville	John Hicks
33	* Matt Garris	LB	6-0	212	So.	1/5/88	St. Augustine, Fla.	St. Augustine	Joey Wiles
78	* Dustin Gibson	OL/LS	6-4	285	Jr.	7/30/86	Quincy, Fla.	Lincoln	David Wilson
103	Chris Grund	LB	5-10	235		6/1/88	Orlando, Fla.		
48	* Anthony Guli	RB	5-11	245	Sr.	10/1/83	Chicago, Ill.	Adlai E. Stevenson	Bill Mitz
31	Zephaniah "Zap" Hawkins	WR	6-1	173		2/14/85	Miami, Fla.		
57	Brett Homeyer	LB	6-1	224		11/11/78	Miami, Fla.		
20	* Kent Henderson	DB	6-2	205	So.	10/23/86	Belle Glade, Fla.	Glades Central	Larry Coffee
77	Javon Hill	OL	6-3	322	R-Fr.	9/25/87	Hollywood, Fla.	Monsignor Pace	Joe Zaccheo
89	** Moses Hinton	TE	6-3	276	Jr.	10/7/85	Delray Beach, Fla.	American Heritage	Sam Bryant
29	* Dezariah Johnson	DB	6-0	168	So.	6/11/88	Orlando, Fla.	Jones	Mike Cullison
34	James Jones	RB	5-8	200	R-Fr.	9/3/86	Miami, Fla.	Chaminade College Prep	Mark Guandolo
6	** Malik Jones	DB	6-0	196	Jr.	2/4/86	Miami, Fla.	Norland	Nigel Dunn
36	*** Marcus Jones II	FB	6-1	259	Sr.	4/18/85	Miami, Fla.	Gulliver Prep	Steve Howey
98	** Reginald Jones	DL	6-2	267	Jr.	12/20/86	Tallahassee, Fla.	Florida	Mike Hickman
60	Brian Kelleher II	OL	6-1	327	So.	5/10/87	Sarasota, Fla.	Sarasota	Bob Perkins
58	* Andy Leavine	OL	6-5	292	So.	12/27/87	Brooksville, Fla.	Springstead	John Wilkinson
87	Ryan Martinez	LB	6-0	207		8/15/86	Teaneck, N.J.		
12	* Paul McCall	QB	6-0	198	So.	3/17/87	Hollywood, Fla.	Hollywood Hills	Al Lang
17	** Robert Mitchell	DB	5-11	195	Jr.	8/1/86	Melbourne, Fla.	Palm Bay	Dan Burke
82	* Vergus Mock	WR	5-11	163	So.	7/5/87	Tampa, Fla.	Middleton	Harry Hubbard
18	* Lloyd Moss	WR	5-11	219	Jr.	3/19/86	Miami, Fla.	Carol City	Walt Frazier
92	** Jonas Murrell	DL	6-1	316	Jr.	5/13/87	Lebanon, Ky.	Marion County	Jeff Robbins
51	* Danny Muy	OL	6-3	280	So.	2/27/86	Miami, Fla.	Tallahassee Lincoln	David Wilson
86	Joey Myers	DL	6-3	218	R-Fr.	9/8/87	Miami, Fla.	Palmetto	Jim Kroll
56	* Wendy Napoleon	LB	6-1	235	So.	1/11/87	Pompano Beach, Fla.	Deerfield Beach	Greg Minnis
3	** A'mod Ned	RB	5-9	184	Jr.	9/26/86	Davie, Fla.	Northeast	Adam Ratkevich
54	* Quentin Newman	LB	6-0	223	Jr.	12/22/85	Cocoa, Fla.	Cocoa	Gerald Odum
70	Michael Ogunlade	OL	5-11	281		8/29/85	Miami, Fla.		
8	* Daunte Owens	RB	5-9	195	So.	5/6/88	St. Augustine, Fla.	Nease	Craig Howard
73	Chris Pacheco	DT	6-3	263		11/20/85	Miami, Fla.		
11	* Ashlyn Parker	WR	5-11	206	So.	12/13/87	Port St. Joe, Fla.	Port St. Joe	John Palmer
64	* Luis Pena	DL	6-3	273	So.	5/14/87	Miami, Fla.	Coral Gables	Joe Montoya
96	** Jarvis Penerton	DE	6-3	282	Jr.	7/30/86	Homestead, Fla.	South Dade	Don Drinkhahn
32	** Julian Reams	RB	5-10	205	Jr.	3/8/87	Miami, Fla.	Coral Reef	Frank Ponce
40	* Dustin Rivest	K/P	5-8	169	So.	2/8/87	Tallahassee, Fla.	Lincoln	David Wilson
90	* Garrett Rockfeld	LS	6-0	231	So.	3/3/87	Davie, Fla.	Cypress Bay	Bill Hobbs
97	Jake Rockman	LB	6-1	223		6/30/87	Miami, Fla.		
55	** Xavier Shannon	OL	6-0	295	Jr.	5/20/86	Miami, Fla.	Coral Gables	Joe Montoya
22	*** Lionell Singleton	DB	5-10	174	Sr.	11/13/85	Tallahassee, Fla.	Florida	Mike Hickman
81	Torrelt Solomon	WR	5-10	172	R-Fr.	2/3/87	Miami, Fla.	Booker T. Washington	Timothy Harris
69	* Alex Szima	OL	6-2	320	So.	5/12/87	Miami, Fla.	Sunset	Robert Fernandez
9	* Reggie Thompson	WR	5-11	189	So.	1/26/87	Ft. Lauderdale, Fla.	Northeast	Adam Ratkevich
35	Trenard Turner	RB	5-11	216	R-Fr.	2/26/87	Miami, Fla.	Monsignor Pace	Joe Zaccheo
71	Mike Tyson	DL	6-0	288		8/29/85	Miami, Fla.		
102	Randy Van Meter, Jr.	QB	6-2	222	R-Fr.	11/20/86	Lighthouse Point, Fla.	Westminster Academy	Michael Timpson
52	* Artis Warthen, Jr.	LB	6-1	232	So.	11/1/86	Miramar, Fla.	Miramar	Rodney Gray
13	** Jeremiah Weatherspoon	DB	6-1	221	Jr.	1/19/87	Tallahassee, Fla.	Florida	Mike Hickman
47	* Mannie Wellington	LB	5-8	211	So.	11/17/87	Ponte Vedra, Fla.	Nease	Craig Howard
95	* Justin West	DL	6-1	297	So.	11/30/87	Jacksonville, Fla.	Wolfson	Ron Reagan
83	* John Houston Whiddon	WR	6-0	197	So.	11/17/87	Niceville, Fla.	Niceville	John Hicks
91	Armond Willis	LB	6-1	211		5/3/87	Chatsworth, Ga.		
14	Wayne Younger	QB	6-3	178	R-Fr.	8/14/88	Cocoa, Fla.	Cocoa	John Wilkinson

\* Indicates letters won

# NUMERICAL SPRING ROSTER

NO.	NAME	POS.	HT.	WT.	CLASS	DOB	HOMETOWN	HIGH SCHOOL	HS COACH
2	Devon Freeman	RB	5-10	207	R-Fr.	9/13/87	Niceville, Fla.	Niceville	John Hicks
3	A'mod Ned	RB	5-9	184	Jr.	9/26/86	Davie, Fla.	Northeast	Adam Ratkevich
4	** Sanchez Anderson	WR	5-10	176	So.	12/16/86	Hollywood, Fla.	Hollywood Hills	Al Lang
5	* Jeremy Dickens	WR	5-10	187	So.	11/10/98	Marianna, Fla.	Cottondale	Mike Melvin
6	** Malik Jones	DB	6-0	196	Jr.	2/4/86	Miami, Fla.	Norland	Nigel Dunn
8	* Daunte Owens	RB	5-9	195	So.	5/6/88	St. Augustine, Fla.	Nease	Craig Howard
9	* Reggie Thompson	WR	5-11	189	So.	1/26/87	Ft. Lauderdale, Fla.	Northeast	Adam Ratkevich
10	John Paul Fraitcs	QB	6-0	207	R-Fr.	9/12/87	Niceville, Fla.	Niceville	John Hicks
11	* Ashlyn Parker	WR	5-11	206	So.	12/13/87	Port St. Joe, Fla.	Port St. Joe	John Palmer
12	* Paul McCall	QB	6-0	198	So.	3/17/87	Hollywood, Fla.	Hollywood Hills	Al Lang
13	** Jeremiah Weatherspoon	DB	6-1	221	Jr.	1/19/87	Tallahassee, Fla.	Florida	Mike Hickman
14	Wayne Younger	QB	6-3	178	R-Fr.	8/14/88	Cocoa, Fla.	Cocoa	John Wilkinson
17	** Robert Mitchell	DB	5-11	195	Jr.	8/1/86	Melbourne, Fla.	Palm Bay	Dan Burke
18	* Lloyd Moss	WR	5-11	219	Jr.	3/19/86	Miami, Fla.	Carol City	Walt Frazier
20	* Kent Henderson	DB	6-2	205	So.	10/23/86	Belle Glade, Fla.	Glades Central	Larry Coffee
22	*** Lionell Singleton	DB	5-10	174	Sr.	11/13/85	Tallahassee, Fla.	Florida	Mike Hickman
23	* Brandon Ellison	DB	5-10	184	So.	4/4/88	Lauderhill, Fla.	South Plantation	Jack Chapman
27	* John Ellis	FB	5-10	233	So.	1/11/87	Pensacola, Fla.	Pensacola	Mike Bennett
28	* Chance Attaway	RB	5-10	200	So.	1/23/88	Clarksville, Fla.	Blountstown	Bobby Johns
29	* Dezariah Johnson	DB	6-0	168	So.	6/11/88	Orlando, Fla.	Jones	Mike Cullison
30	* Cory Fleming	DB	5-11	187	Sr.	4/23/85	Orlando, Fla.	Edgewater	Bill Gierke
31	Zephaniah "Zap" Hawkins	WR	6-1	173		2/14/85	Miami, Fla.		
32	** Julian Reams	RB	5-10	205	Jr.	3/8/87	Miami, Fla.	Coral Reef	Frank Ponce
33	* Matt Garris	LB	6-0	212	So.	1/5/88	St. Augustine, Fla.	St. Augustine	Joey Wiles
34	James Jones	RB	5-8	200	R-Fr.	9/3/86	Miami, Fla.	Chaminade College Prep	Mark Guandolo
35	Trenard Turner	RB	5-11	216	R-Fr.	2/26/87	Miami, Fla.	Monsignor Pace	Joe Zaccheo
36	*** Marcus Jones II	FB	6-1	259	Sr.	4/18/85	Miami, Fla.	Gulliver Prep	Steve Howey
38	* Jeremiah Flood	DB	5-11	205	Jr.	1/6/86	Plantation, Fla.	St. Thomas Aquinas	George Smith
40	* Dustin Rivest	K/P	5-8	169	So.	2/8/87	Tallahassee, Fla.	Lincoln	David Wilson
41	* Chris Cook	P/K	6-1	193	So.	4/10/88	Palm Bay, Fla.	Palm Bay	Dan Burke
44	* Scott Bryant	LB	5-10	205	So.	6/20/88	Lakeland, Fla.	Lakeland	Deron Collins
47	* Mannie Wellington	LB	5-8	211	So.	11/17/87	Ponte Vedra, Fla.	Nease	Craig Howard
48	* Anthony Guli	RB	5-11	245	Sr.	10/1/83	Chicago, Ill.	Adlai E. Stevenson	Bill Mitz
49	* Tyler Clawson	LB	5-11	222	So.	6/15/87	Naples, Fla.	Gulf Coast	Frank Tudryn
50	* Joe Alajajian	OL	6-3	290	So.	1/8/88	Naples, Fla.	Naples	Bill Kramer
51	* Danny Muy	OL	6-3	280	So.	2/27/86	Miami, Fla.	Tallahassee Lincoln	David Wilson
52	* Artis Warthen, Jr.	LB	6-1	232	So.	11/1/86	Miramar, Fla.	Miramar	Rodney Gray
53	* Michael Dominguez	LB	5-11	225	So.	6/2/88	Miami, Fla.	North Miami Beach	Jeff Bertani
54	* Quentin Newman	LB	6-0	223	Jr.	12/22/85	Cocoa, Fla.	Cocoa	Gerald Odom
55	** Xavier Shannon	OL	6-0	295	Jr.	5/20/86	Miami, Fla.	Coral Gables	Joe Montoya
56	* Wendy Napoleon	LB	6-1	235	So.	11/11/87	Pompano Beach, Fla.	Deerfield Beach	Greg Minnis
57	Brett Homeyer	LB	6-1	224		11/11/78	Miami, Fla.		
58	* Andy Leavine	OL	6-5	292	So.	12/27/87	Brooksville, Fla.	Springstead	John Wilkinson
59	Ibrahim Chaudry	LB	6-0	220	Jr.	6/9/86	Miami, Fla.	Archbishop Carroll	Keith Green
60	Brian Kelleher II	OL	6-1	327	So.	5/10/87	Sarasota, Fla.	Sarasota	Bob Perkins
61	Clarence Denis	LB	5-7	205		11/21/86	Miami, Fla.		
62	Daniel Chacreton	DL	6-3	255	Sr.	11/27/85	Delray Beach, Fla.	Spanish River	Bob Braunstein
64	* Luis Pena	DL	6-3	273	So.	5/14/87	Miami, Fla.	Coral Gables	Joe Montoya
65	Michael Aills	OL	6-2	274	So.	3/13/87	Lauderdale Lakes, Fla.	Northeast	Adam Ratkevich
68	* Jeffrey Eugene	OL	6-0	305	Sr.	6/18/86	Miami, Fla.	Monsignor Pace	Joe Zaccheo
69	* Alex Szima	OL	6-2	320	So.	5/12/87	Miami, Fla.	Sunset	Robert Fernandez
70	Michael Ogunlade	OL	5-11	281		8/29/85	Miami, Fla.		
71	Mike Tyson	DL	6-0	288		8/29/85	Miami, Fla.		
72	Kori Clark	DT	5-10	298		8/10/85	Miami, Fla.		
73	Chris Pacheco	DT	6-3	263		11/20/85	Miami, Fla.		
74	*** Mike Alvarez	OL	6-0	285	Sr.	12/6/84	Miami, Fla.	Hialeah Miami Lakes	Jeffrey Rogers
77	Javon Hill	OL	6-3	322	R-Fr.	9/25/87	Hollywood, Fla.	Monsignor Pace	Joe Zaccheo
78	* Dustin Gibson	OL/LS	6-4	285	Jr.	7/30/86	Quincy, Fla.	Lincoln	David Wilson
80	Travis Felder	WR	6-2	185		8/26/86	Miami, Fla.		
81	Torrelt Solomon	WR	5-10	172	R-Fr.	2/3/87	Miami, Fla.	Booker T. Washington	Timothy Harris
82	* Vergus Mock	WR	5-11	163	So.	7/5/87	Tampa, Fla.	Middleton	Harry Hubbard
83	* John Houston Whiddon	WR	6-0	197	So.	11/17/87	Niceville, Fla.	Niceville	John Hicks
84	* Elliott Dix	WR	6-0	201	So.	10/5/87	Orlando, Fla.	Evans	Maxwell Purcell
86	Joey Myers	DL	6-3	218	R-Fr.	9/8/87	Miami, Fla.	Palmetto	Jim Kroll
87	Ryan Martinez	LB	6-0	207		8/15/86	Teaneck, N.J.		
88	Mario Caraballo	WR	6-1	238		12/28/86	Miami, Fla.		
89	** Moses Hinton	TE	6-3	276	Jr.	10/7/85	Delray Beach, Fla.	American Heritage	Sam Bryant
90	* Garrett Rockfeld	LS	6-0	231	So.	3/3/87	Davie, Fla.	Cypress Bay	Bill Hobbs
91	Armond Willis	LB	6-1	211		5/3/87	Chatsworth, Ga.		
92	** Jonas Murrell	DL	6-1	316	Jr.	5/13/87	Lebanon, Ky.	Marion County	Jeff Robbins
93	** Audric Adger	DE	6-2	213	Sr.	1/20/85	Miami, Fla.	Southridge	Stu Rodgers
94	** Jonathan Betancourt	DL	6-1	279	Jr.	2/10/86	Miami, Fla.	Coral Reef	Frank Pounce
95	* Justin West	DL	6-1	297	So.	11/30/87	Jacksonville, Fla.	Wolfson	Ron Reagan
96	** Jarvis Penerton	DE	6-3	282	Jr.	7/30/86	Homestead, Fla.	South Dade	Don Drinkhahn
97	Jake Rockman	LB	6-1	223		6/30/87	Miami, Fla.		
98	** Reginald Jones	DL	6-2	267	Jr.	12/20/86	Tallahassee, Fla.	Florida	Mike Hickman
99	* Roland Clarke	DL	6-4	305	Sr.	1/6/84	Miami, Fla.	Northwestern	Roland Smith
102	Randy Van Meter, Jr.	QB	6-2	222	R-Fr.	11/20/86	Lighthouse Point, Fla.	Westminster Academy	Michael Timpson
103	Chris Grund	LB	5-10	235		6/1/88	Orlando, Fla.		

\* Indicates letters won

# 2007 FIU FOOTBALL AT A GLANCE

## STARTERS

**STARTERS RETURNING: 15**  
*(Minimum 7 games started in 2006)*

**OFFENSE - 7**  
**Offensive Line - 5**  
Joe Alajajian (7)  
Dustin Gibson (12)  
Andy Leavine (12)  
Xavier Shannon (12)  
Jeffrey Eugene (10)

**Wide Receiver - 1**  
Ashlyn Parker (12)

**Fullback - 1**  
John Ellis (7)

**DEFENSE - 6**  
**Defensive Line - 3**  
Roland Clarke (9)  
Reginald Jones (10)  
Jarvis Penerton (8)

**Defensive Backs - 3**  
Jeremiah Weatherspoon (12)  
Robert Mitchell (9)  
Lionell Singleton (9)

**SPECIALISTS - 2**  
**PAT/FG KICKER - 1**  
Dustin Rivest (10)

**Punter - 1**  
Chris Cook (8)

**OTHER STARTERS RETURNING: 16**

**OFFENSE - 7**  
**Offensive Line - 1**  
Mike Alvarez (1)

**Wide Receiver - 1**  
Jeremy Dickens (5)

**Tight End - 1**  
Moses Hinton (3)

**Running Back - 3**  
A'mod Ned (6)  
Julian Reams (5)  
Chance Attaway (2)

**Fullback - 1**  
Anthony Guli (1)

**DEFENSE - 9**  
**Defensive Line - 3**  
Matt Garris (2)  
Jonas Murrell (3)  
Jonathan Betancourt (2)

**Linebackers - 3**  
Wendy Napoleon (4)  
Michael Dominguez (2)  
Justin West (2)

**Defensive Backs - 3**  
Cory Fleming (3)  
Jeremiah Flood (2)  
Malik Jones (2)

**STARTERS LOST: 8**  
*(Minimum 7 games started in 2006)*

**OFFENSE - 3**  
**Wide Receiver - 1**  
Chandler Williams (9)

**Tight End - 1**  
Samuel Smith (9)

**Quarterback - 1**  
Josh Padrick (12)

**DEFENSE - 4**  
**Defensive Line - 1**  
Antwan Barnes (12)

**Linebackers - 3**  
Alexander Bostic III (12)  
Keyonvis Bouie (10)  
James Black (8)

**SPECIALISTS - 1**  
**Placekicker - 1**  
Chris Patullo (12)

**OTHER STARTERS LOST: 5**

**OFFENSE - 2**  
**Offensive Line - 1**  
David Bailey (6)

**Tight End - 1**  
Andy Anderson (1)

**DEFENSE - 3**  
**Defensive Backs - 3**  
Chris Smith (6)  
Zach Davis (3)  
Marshall McDuffie (1)

## LETTERMEN

**LETTERMEN RETURNING: 46**

**OFFENSE - 21**  
**Offensive Line - 8**  
Joe Alajajian  
Mike Alvarez  
Jeffrey Eugene  
Dustin Gibson  
Andy Leavine  
Danny Muy  
Xavier Shannon  
Alex Szima

**Wide Receivers - 5**  
Jeremy Dickens  
Elliott Dix  
Lloyd Moss  
Ashlyn Parker  
John Houston Whiddon

**Tight End - 1**  
Moses Hinton

**Quarterback - 1**  
Paul McCall

**Running Backs - 6**  
Chance Attaway  
John Ellis  
Anthony Guli  
A'mod Ned  
Daunte Owens  
Julian Reams

**DEFENSE - 22**  
**Defensive Line - 8**  
Jonathan Betancourt  
Roland Clarke  
Matt Garris  
Reginald Jones  
Jonas Murrell  
Luis Pena  
Jarvis Penerton  
Justin West

**Linebackers - 6**  
Scott Bryant  
Tyler Clawson  
Michael Dominguez  
Wendy Napoleon  
Artis Warthen  
Mannie Wellington

**Defensive Backs - 8**  
Brandon Ellison  
Cory Fleming  
Jeremiah Flood  
Dezariah Johnson  
Malik Jones  
Robert Mitchell  
Lionell Singleton  
Jeremiah Weatherspoon

**SPECIALISTS - 3**  
**FG/PAT Kicker - 1**  
Dustin Rivest

**Punter - 1**  
Chris Cook

**Long Snapper - 1**  
Garrett Rockfeld

**LETTERMEN LOST: 17**

**OFFENSE - 5**  
**Offensive Line - 1**  
David Bailey

**Wide Receiver - 1**  
Chandler Williams

**Tight Ends - 2**  
Andy Anderson  
Samuel Smith

**Quarterback - 1**  
Josh Padrick

**DEFENSE - 10**  
**Defensive Line - 2**  
Antwan Barnes  
Pedro Marti

**Linebackers - 3**  
James Black  
Alexander Bostic III  
Keyonvis Bouie

**Defensive Backs - 5**  
Brian Ausgood  
Zach Davis  
Marshall McDuffie  
Shelton Penrow  
Chris Smith

**SPECIALISTS - 2**  
**Placekicker - 1**  
Chris Patullo

**Long Snapper - 1**  
Caleb Miller



**JOE ALAJAJIAN**

Offensive Lineman  
6-3 • 290 • Sophomore  
Naples, Fla.  
Naples High School

**50**

**2006 (Freshman):** Talented performer who played a prominent role in the offensive line rotation...started all seven games in which he appeared—six at right guard and one at left guard.

**2006 Totals:** 7 games, 7 starts



**CHANCE ATTAWAY**

Running Back  
5-10 • 200 • Sophomore  
Clarksville, Fla.  
Blountstown High School

**28**

**2006 (Freshman):** Another of the 18 true freshmen to see game action...played in 10 games with three starts...finished with 22 yards on 15 carries, which ranked third most on the team...got his first inter-collegiate start at fullback against Bowling Green (9/16)...in his second start at Alabama (10/30) rushed for 23 yards on 13 carries, including a season-long 13 yard run...got his first two collegiate runs a game earlier at Miami (10/14)...credited with one special teams tackle versus Bowling Green (9/16)...fielded one kickoff and returned it seven yards at South Florida (9/9).

**Chance Attaway's Career Statistics**

Year	GP/GS	Rushing				Receiving				
		Att	Yds.	Avg.	TD	LG	No.	Yards	Avg.	TD
2006	10/3	15	22	1.5	0	11	0	0.0	0	0



**JONATHAN BETANCOURT**

Defensive Lineman  
6-1 • 279 • Junior  
Miami, Fla.  
Coral Reef High School

**94**

**2006 (Sophomore):** Saw action in six games on the season with a start at Alabama (10/28) at defensive tackle...finished with eight tackles (six solo)...played career game in season opener at Middle Tennessee (8/31) when he recorded five tackles (four unassisted) with three tackles for losses of minus-12 yards and a sack...collected a pair of tackles at Alabama with a pass breakup...also picked up a solo stop at South Florida (9/9).

**Jonathan Betancourt's Career Statistics**

Year	Tackles				Sacks	Fumbles		Pass	
	Solo	Asst.	Total	TFL-Yds.		FF	Fr-Yds.	Int.-Yds.	Def
2006	6	2	8	4.0-15	1-6	0	0-0	0-0	1



**SCOTT BRYANT**

Linebacker  
5-10 • 205 • Sophomore  
Lakeland, Fla.  
Lakeland High School

**44**

**2006 (Freshman):** Played in nine games as another of the true freshmen who saw meaningful action on the year...got more comfortable and showed promise as a capable linebacker...collected 16 of his 21 total tackles over the last three games of the season including 10 stops (four unassisted) and a pass breakup in the season finale against Sun Belt Conference champion Troy (12/2)...involved in five tackles (two solo) and assisted on a tackle for loss of minus-2 yards at Florida Atlantic (11/25)...credited with two assisted stops at North Texas (10/7)...total tackles tied for 12th best on the team.

**Scott Bryant's Career Statistics**

Year	Tackles				Sacks	Fumbles		Pass	
	Solo	Asst.	Total	TFL-Yds.		FF	Fr-Yds.	Int.-Yds.	Def
2006	8	13	21	0.5-2	0-0	0	0-0	0-0	1



**ROLAND CLARKE**

Defensive Lineman  
6-4 • 305 • Senior  
Miami, Fla.  
Northwestern High School

**99**

**2006 (Junior):** Enjoyed a breakout season at a defensive tackle position...started nine of the 10 games he played...finished the campaign with 17 tackles (10 unassisted)...career-high six tackles (three solo) and a tackle for a loss of minus-1 yard at Florida Atlantic (11/25)...recorded a pair of tackles with his lone sack of the year against Sun Belt Conference champion Troy (12/2)...also had two stops in games versus Middle Tennessee (8/31), South Florida (9/9) and North Texas (10/7).

**Roland Clarke's Career Statistics**

Year	Tackles				Sacks	Fumbles		Pass	
	Solo	Asst.	Total	TFL-Yds.		FF	Fr-Yds.	Int.-Yds.	Def
2005	0	2	2	0.0-0	0-0	0	1-0	0-0	0
2006	10	7	17	1.5-4	1-3	0	0-0	0-0	0
<b>Totals</b>	<b>10</b>	<b>9</b>	<b>19</b>	<b>1.5-4</b>	<b>1-3</b>	<b>0</b>	<b>1-0</b>	<b>0-0</b>	<b>0</b>



Roland Clarke



**TYLER CLAWSON**

Linebacker  
5-11 • 222 • Sophomore  
Naples, Fla.  
Gulf Coast High School

**49**

**2006 (Redshirt Freshman):** Hardnosed competitor who saw action in 11 games on the year as a backup linebacker and on special teams...finished with 12 total tackles (eight unassisted)...collected a personal-high five stops (four solo) against Louisiana-Monroe (11/11)...saw extended playing time against Alabama (10/30) and recorded four tackles...credited with two tackles versus Louisiana-Lafayette (11/18) and another at Miami (10/14).

**Tyler Clawson's Career Statistics**

Year	Tackles			TFL-Yds.	Sacks No.-Yds	Fumbles FF Fr-Yds.	Pass Int.-Yds. Def
	Solo	Asst.	Total				
2006	8	4	12	0.0-0	0-0	0 0-0	0-0 0



**CHRIS COOK**

Punter/Kicker  
6-1 • 193 • Sophomore  
Palm Bay, Fla.  
Palm Bay High School

**41**

**2006 (Freshman):** Left-footed kicker who was the team's top punter for the first eight games of the season before giving way to senior Chris Patullo...punted 54 times on the year, four shy of the school record...averaged 35.4 yards per kick with 12 of those downed inside the 20-yard line...had four games with eight punts and another with seven...showed promise at nationally-recognized Maryland (9/23) where he punted eight times for an average of 41.9 yards that included three kicks over 50 yards and four downed inside the 20...kicked off twice, once each against Louisiana-Monroe (11/11) and Florida Atlantic (11/25)...on the downside, had punts blocked in consecutive games at Miami (10/14) and Alabama (10/28)...forced to make a tackle versus Bowling Green (9/16) and scrambled for 11 yards against Sun Belt Conference champion Troy (12/2).

**Chris Cook's Career Statistics**

Year	Punting									
	No.	Yds.	Avg.	Long	Blkd	TB	FC	50+	I20	
2006	54	1909	35.4	61	2	3	2	3	12	



**JEREMY DICKENS**

Wide Receiver  
5-10 • 187 • Sophomore  
Marianna, Fla.  
Cottondale High School

**5**

**2006 (Freshman):** One of a number of true freshmen who played quality minutes, seeing action in all 12 games with five starts...ranked fourth on the squad with 21 receptions for 279 yards and his 13.3 yards per catch was tops on the team...23.2 yards per game of all-purpose yards ranked sixth best...first collegiate reception went for 16 yards at nationally-recognized Maryland (9/23)...from that game on, had at least two receptions in six of the last eight games of the year...his 24-yard catch was originally ruled a touchdown in the fifth

overtime period at North Texas (10/7) but later changed by instant replay and ultimately led to a field goal...four catches good for 100 yards at Alabama (10/28) included his season-long 68-yard grab...season-high five catches against Louisiana-Monroe (11/11) went for 75 yards.

**Jeremy Dickens' Career Statistics**

Year	GP/GS	Rushing					Receiving				
		Att	Yds.	Avg.	TD	LG	No.	Yards	Avg.	TD	LG
2006	12/5	0	0	0.0	0	0	21	279	13.3	0	68



**ELLIOTT DIX**

Wide Receiver  
6-0 • 201 • Sophomore  
Orlando, Fla.  
Evans High School

**84**

**2006 (Freshman):** Speedster who appeared in 10 games on the year with eight catches, all coming in the last four games of the year, totaling 80 yards...made his first intercollegiate grab for five yards against Louisiana-Monroe (11/11)...recorded a season high three catches for 38 yards at Florida Atlantic (11/25)...came up with two catches each in games vs. ULM and Sun Belt Conference champion Troy (12/2)...forced to make an unassisted tackle after a fumble recovery at Alabama (10/28).

**Elliott Dix's Career Statistics**

Year	GP/GS	Rushing					Receiving				
		Att	Yds.	Avg.	TD	LG	No.	Yards	Avg.	TD	LG
2006	10/0	0	0	0.0	0	0	8	80	10.0	0	18



**MICHAEL DOMINGUEZ**

Linebacker  
5-11 • 225 • Sophomore  
Miami, Fla.  
North Miami Beach H.S.

**53**

**2006 (Freshman):** Earned playing time in eight games, mostly on special teams, but started the last two games of the season at middle linebacker in place of an injured Keyonvis Bouie...collected 18 of his 23 total tackles in those last two games...recorded nine tackles (six solo) and assisted on one stop for minus-1 yard at Florida Atlantic (11/25)...tallied nine more tackles (five unassisted) to go along with a pass breakup in the season finale against Sun Belt Conference champion Troy (12/2)...entering the game in relief of Bouie against Louisiana-Lafayette (11/18), came up with three tackles...also credited with stops in his intercollegiate debut against Bowling Green (9/16) and at nationally-recognized Maryland (9/23).

**Michael Dominguez's Career Statistics**

Year	Tackles			TFL-Yds.	Sacks No.-Yds	Fumbles FF Fr-Yds.	Pass Int.-Yds. Def
	Solo	Asst.	Total				
2006	14	9	23	0.5-1	0-0	0 0	0-0 1



**JOHN ELLIS**

Fullback  
5-10 • 233 • Sophomore  
Pensacola, Fla.  
Pensacola High School

**27**

**2006 (Redshirt Freshman):** Emerged as FIU's starting fullback with seven starts in 11 games...used mostly as a blocking back...rushed for 42 yards on eight carries over the season with a long run of 13 yards versus Bowling Green (9/16)...averaged 5.2 yards per carry...also caught four passes on the year, two each against North Texas (10/7) and Louisiana-Lafayette (11/18)...grabbed a one-yard TD pass from quarterback Josh Padrick vs. UL...as an up-man on the kickoff team, recorded a pair of returns against Middle Tennessee (8/31) and North Texas...made six tackles on special teams, three of those at nationally-recognized Maryland (9/23).

**John Ellis' Career Statistics**

Year	GP/GS	Rushing					Receiving				
		Att	Yds.	Avg.	TD	LG	No.	Yards	Avg.	TD	LG
2006	11/7	8	42	5.3	0	13	4	16	4.0	1	6



**BRANDON ELLISON**

Defensive Back  
5-10 • 184 • Sophomore  
Lauderhill, Fla.  
South Plantation High School

**23**

**2006 (Freshman):** Another one of the 18 true freshmen who saw action on the field...played in seven games on special teams and as a reserve in the defensive backfield...recorded three tackles (two solo) with two stops against Arkansas State (9/30) and the other at nationally-recognized Maryland (9/23).

**Brandon Ellison's Career Statistics**

Year	Tackles				Sacks	Fumbles		Pass	
	Solo	Asst.	Total	TFL-Yds.	No.-Yds	FF	Fr-Yds.	Int.-Yds.	Def
2006	2	1	3	0.0-0	0-0	0	0-0	0-0	0



**JEFFREY EUGENE**

Offensive Lineman  
6-0 • 305 • Senior  
Miami, Fla.  
Monsignor Pace High School

**68**

**2006 (Junior):** FIU's first-ever junior college recruit who saw action in all 12 games, cracking the starting lineup in the third game of the season and remaining there for the rest of the season...made his first intercollegiate start at right guard against Bowling Green (9/16) where he played for three games before moving over to left guard where he started four of the last six games.

**2006 Totals:** 12 games, 11 starts



**CORY FLEMING**

Defensive Back  
5-11 • 187 • Senior  
Orlando, Fla.  
Edgewater High School

**30**

**2006 (Junior):** Came on as the season progressed to play in six games with starts in the last three games of the season at strong safety...ended with 17 tackles (12 solo), 15 of those coming in the last three games...returned a blocked punt 22 yards for a touchdown in the season finale against Sun Belt Conference champion Troy (12/2)...recorded a sack versus Louisiana-Lafayette (11/18) and involved for a tackle for loss of minus-1 yard at Florida Atlantic (11/25)...forced two fumbles, one each at Miami (10/14) and Louisiana-Lafayette (11/18)...credited with a pass breakup to go along with an unassisted tackle at South Florida (9/9).

**Cory Fleming's Career Statistics**

Year	Tackles				Sacks	Fumbles		Pass	
	Solo	Asst.	Total	TFL-Yds.	No.-Yds	FF	Fr-Yds.	Int.-Yds.	Def
2004	0	0	0	0.0-0	0-0	0	0-0	0-0	0
2005	4	1	5	0.0-0	0-0	0	0-0	0-0	0
2006	12	5	17	1.5-7	1-6	2	0-0	0-0	1
<b>Totals</b>	<b>16</b>	<b>6</b>	<b>22</b>	<b>1.5-7</b>	<b>1-6</b>	<b>2</b>	<b>0-0</b>	<b>0-0</b>	<b>1</b>



**JEREMIAH FLOOD**

Defensive Back  
5-11 • 205 • Junior  
Plantation, Fla.  
St. Thomas Aquinas H.S.

**38**

**2006 (Sophomore):** Backup defensive back and special teams performer who was forced into starting assignments at Alabama (10/28) and Louisiana-Monroe (11/11)...ended the season with five tackles (three solo) with two each against ULM and Louisiana-Lafayette (11/18)...credited with a special teams kickoff solo tackle in the season finale against Sun Belt Conference champion Troy (12/2).

**Jeremiah Flood's Career Statistics**

Year	Tackles				Sacks	Fumbles		Pass	
	Solo	Asst.	Total	TFL-Yds.	No.-Yds	FF	Fr-Yds.	Int.-Yds.	Def
2006	3	2	5	0.0-0	0-0	0	0-0	0-0	0



**MATT GARRIS**

Defensive End  
6-0 • 212 • Sophomore  
St. Augustine, Fla.  
St. Augustine High School

**33**

**2006 (Freshman):** Started the year on special teams but earned playing time at defensive end with game starts against Arkansas State (9/30), at Alabama (10/28) and versus Louisiana-Monroe (11/11)...recorded 14 tackles (eight unassisted) over 11 games with a career-best four stops at Alabama...one of three solo stops against Bowling Green (9/16) went for a loss of minus-4 yards...tallied another tackle for a loss of four yards and a pass breakup against Miami...collected three tackles, returned a punt for 15 yards and blocked a punt that resulted in a 22-yard touchdown return by Cory Fleming versus Sun Belt Conference champion Troy (12/2).

# PLAYER PROFILES

## Matt Garrison's Career Statistics

Year	Tackles			TFL-Yds.	Sacks		Fumbles		Pass	
	Solo	Ast.	Total		No.-Yds	FF	Fr-Yds.	Int.-Yds.	Def	
2006	8	6	14	2.0-8	0-0	0	0-0	0-0	1	



## DUSTIN GIBSON

Offensive Lineman  
6-4 • 285 • Junior  
Quincy, Fla.  
Lincoln High School

# 78

**2006 (Sophomore):** Gained valuable experience as one of three offensive line members to start all 12 games of the season...manned the right tackle position.

**2006 Totals:** 12 games, 12 starts



## ANTHONY GULI

Running Back  
5-11 • 245 • Senior  
Chicago, Ill.  
Adlai E. Stevenson H.S.

# 48

**2006 (Junior):** Backup fullback used as a blocker in games at Miami (10/14) and Florida Atlantic (11/25)...earned the starting nod at FAU.

## Anthony Guli's Career Statistics

Year	GP/GS	Rushing				Receiving					
		Att	Yds.	Avg.	TD	LG	No.	Yards	Avg.	TD	LG
2006	2/1	0	0	0.0	0	0	0	0	0.0	0	0



## MOSES HINTON

Tight End  
6-3 • 276 • Junior  
Delray Beach, Fla.  
American Heritage H.S.

# 89

**2006 (Sophomore):** Hampered by a broken foot suffered the preceding summer and was never able to regain the dominance showed during his redshirt freshman season...ended up in seven games, making his first appearance at nationally-recognized Maryland (9/23)...finished the year with three catches for 23 yards...made two of those grabs at Alabama (10/28), good for 13 yards and the other came a week later against Louisiana-Monroe (11/11).

## Moses Hinton's Career Statistics

Year	GP/GS	Rushing				Receiving					
		Att	Yds.	Avg.	TD	LG	No.	Yards	Avg.	TD	LG
2005	10/2	0	0	0.0	0	0	15	188	12.5	1	28
2006	8/3	0	0	0.0	0	0	3	23	7.7	0	12
Totals	18/5	0	0	0.0	0	0	18	211	11.7	1	28



## DEZARIAH JOHNSON

Defensive Back  
6-0 • 168 • Sophomore  
Orlando, Fla.  
Jones High School

# 29

**2006 (Freshman):** Saw action in nine games as a reserve defensive back...ended the season with four assisted tackles and a fumble recovery...in on two tackles in the seven-overtime game at North Texas (10/7)...also assisted on stops at nationally-recognized Maryland (9/23) and Louisiana-Monroe (11/11)...fumble recovery ended a ULM scoring threat.

## Dezariah Johnson's Career Statistics

Year	Tackles			TFL-Yds.	Sacks		Fumbles		Pass	
	Solo	Ast.	Total		No.-Yds	FF	Fr-Yds.	Int.-Yds.	Def	
2006	0	4	4	0.0-0	0-0	0	1-0	0-0	0	



## MALIK JONES

Defensive Back  
6-0 • 196 • Junior  
Miami, Fla.  
Norland High School

# 6

**2006 (Sophomore):** A regular in the defensive backfield rotation who played in 11 games with two starts coming against Alabama (10/28) and Louisiana-Monroe (11/11)...tallied 13 tackles (nine solo) on the year with six of those coming at Alabama and another three versus Miami (10/14)...as an upback on the kickoff team, recorded a 40-yard return against Bowling Green (9/16).

## Malik Jones' Career Statistics

Year	Tackles			TFL-Yds.	Sacks		Fumbles		Pass	
	Solo	Ast.	Total		No.-Yds	FF	Fr-Yds.	Int.-Yds.	Def	
2005	0	1	1	0.0-0	0-0	0	0-0	0-0	0	
2006	9	4	13	0.0-0	0-0	0	0-0	0-0	0	
Totals	9	5	14	0.0-0	0-0	0	0-0	0-0	0	



## REGINALD JONES

Defensive Lineman  
6-2 • 267 • Junior  
Tallahassee, Fla.  
Florida High School

# 98

**2006 (Sophomore):** With 10 starts on the year, ended as the top tackler on the defensive line and among the top-10 tacklers on the team...ended the season with 23 stops (12 solo) with a sack and three tackles for loss...opened the year with four tackles in each of the first two games at Middle Tennessee (8/31) and South Florida (9/9)...also credited with two tackles for losses of minus-6 yards versus the Bulls...season-high five tackles and a pass breakup came against Louisiana-Lafayette (11/18)...three stops were recorded in conference games at North Texas (10/7) and Florida Atlantic (11/25).

## Reginald Jones' Career Statistics

Year	Tackles			TFL-Yds.	Sacks		Fumbles		Pass	
	Solo	Ast.	Total		No.-Yds	FF	Fr-Yds.	Int.-Yds.	Def	
2005	4	3	7	1.0-1	0-0	0	0-0	0-0	0	
2006	12	11	23	3.0-10	1-2	0	0-0	0-0	1	
Totals	16	14	30	4.0-11	1-2	0	0-0	0-0	1	





**ANDY LEAVINE**

Offensive Lineman  
6-5 • 292 • Sophomore  
Brooksville, Fla.  
Springstead High School

**58**

**2006 (Freshman):** Made coaches take notice of his talents by cracking the starting lineup at left tackle and starting all 12 games of his true freshman campaign...continued to progress in the weight room and in conditioning sessions and is expected to become a leader on the offensive line.

**2006 Totals:** 12 games, 12 starts



**PAUL McCALL**

Quarterback  
6-0 • 198 • Sophomore  
Hollywood, Fla.  
Hollywood Hills High School

**12**

**2006 (Redshirt Freshman):** Saw action in all 12 games, mostly as holder on PATs and field goals, but got more playing time as back-up at quarterback as the year progressed...completed 7-of-18 passes on the season for 101 yards with a Passing Efficiency of 74.91...completed his first-ever passing attempt to Chandler Williams for 18 yards in the season opener at Middle Tennessee (8/31)...connected on 4-of-8 passes for 61 yards against Florida Atlantic (11/25), which included a season-long 22-yard completion to John Houston Whiddon...also completed passes against Alabama (10/28) and Louisiana-Monroe (11/11).

**Paul McCall's Career Statistics**

Year	Att.	Comp.	Int.	TD	Pct.	Yards	Long
2006	18	7	1	0	38.9	101	22



**ROBERT MITCHELL**

Defensive Back  
5-11 • 195 • Junior  
Melbourne, Fla.  
Palm Bay High School

**17**

**2006 (Sophomore):** Played in and started all 10 games at the right corner back position...ranked among the top-10 on the team and tied for 28th in the Sun Belt with 45 tackles (27 unassisted)...4.5 of those stops resulted in minus-9 yards...recorded two interceptions, five pass breakups and recovered a fumble...0.70 passes defended per game was ninth best in the SBC...first career interception was returned 14 yards for a touchdown at South Florida (9/9)... also came up with a fumble recovery against the Bulls...recorded a career-best nine tackles, including 2.5 tackles for losses and an interception at North Texas (10/7)...collected six tackles at Florida Atlantic (11/25) and five stops against Bowling Green (9/16) and Arkansas State (9/30)...posted a pair of pass breakups at nationally-recognized Maryland (9/23) and versus Sun Belt Conference champion Troy (12/2).

**Robert Mitchell's Career Statistics**

Year	Tackles			TFL-Yds.	Sacks		Fumbles		Pass	
	Solo	Ast.	Total		No.-Yds	FF	Fr-Yds.	Int.-Yds.	Def	
2005	4	1	5	1.0-1	0-0	0	0-0	0-0	0	
2006	27	18	45	4.5-9	0-0	0	1-0	2-14	5	
<b>Totals</b>	<b>31</b>	<b>19</b>	<b>50</b>	<b>5.5-10</b>	<b>0-0</b>	<b>0</b>	<b>1-0</b>	<b>2-14</b>	<b>5</b>	



**LLOYD MOSS**

Wide Receiver  
5-11 • 219 • Junior  
Miami, Fla.  
Carol City High School

**18**

**2006 (Sophomore):** Saw action in games against South Florida (9/9) and Louisiana-Lafayette (11/18) in what was an injury-plagued season.

**Lloyd Moss' Career Statistics**

Year	GP/GS	Rushing					Receiving				
		Att	Yds.	Avg.	TD	LG	No.	Yards	Avg.	TD	LG
2006	2/0	0	0	0.0	0	0	0	0	0.0	0	0



**JONAS MURRELL**

Defensive Lineman  
6-1 • 316 • Junior  
Lebanon, Ky.  
Marion County High School

**92**

**2006 (Sophomore):** Big, strong defensive tackle from whom big things are expected...saw action in eight games with three starts on the season...finished with 14 tackles (seven unassisted)...biggest game of the year came against nationally-recognized Maryland (9/23) when he registered six stops (three solo) with a sack, 1.5 tackles for losses of minus-7 yards, a quarterback hurry and a pass breakup...one week later against Arkansas State (9/30), made his first intercollegiate interception and returned it 25 yards...credited with three tackles (two unassisted) versus Louisiana-Monroe (11/11) and two assisted stops at Florida Atlantic (11/25).

**Jonas Murrell's Career Statistics**

Year	Tackles			TFL-Yds.	Sacks		Fumbles		Pass	
	Solo	Ast.	Total		No.-Yds	FF	Fr-Yds.	Int.-Yds.	Def	
2005	11	8	19	4.0-15	2-7	0	0-0	0-0	0	
2006	7	7	14	1.5-7	1-6	0	0-0	1-25	2	
<b>Totals</b>	<b>18</b>	<b>15</b>	<b>33</b>	<b>5.5-22</b>	<b>3-13</b>	<b>0</b>	<b>0-0</b>	<b>1-25</b>	<b>2</b>	




**DANNY MUY**

Offensive Lineman  
6-3 • 280 • Sophomore  
Miami, Fla.  
Tallahassee Lincoln H.S.

**51**

**2006 (Redshirt Freshman):** Played in a total of four games but involved in multiple snaps over the last three games of the season.

**2006 Totals:** 4 games, 0 starts



**WENDY NAPOLEON**


Linebacker  
6-1 • 235 • Sophomore  
Pompano Beach, Fla.  
Deerfield Beach High School

**56**

**2006 (Redshirt Freshman):** Showed great promise until a season-ending injury...played in seven games with four starts at the strong-side linebacker position...35 tackles (21 solo) still ended among the top-10 on the team...put up career numbers with 16 stops (10 unassisted) and 1.5 tackles for losses of minus-3 yards in the seven-over-time thriller at North Texas (10/7)...enjoyed his first career start against Bowling Green (9/16) and one week later, recorded nine tackles (three solo) at nationally-recognized Maryland (9/23)...credited with three solo stops at Miami (10/14) and two tackles in his collegiate debut against South Florida (9/9), which also included a tackle for loss and a pass breakup, Arkansas State (9/30) and at Alabama (10/28) where a cervical injury ended his year.

**Wendy Napoleon's Career Statistics**

Year	Tackles			TFL-Yds.	Sacks No.-Yds	Fumbles		Pass	
	Solo	Asst.	Total			FF	Fr-Yds.	Int.-Yds.	Def
2006	21	14	35	3.0-6	0-0	0	0-0	0-0	1



**A'MOD NED**

Running Back  
5-9 • 184 • Junior  
Davie, Fla.  
Northeast High School

**3**

**2006 (Sophomore):** Leading rusher with 445 net yards on 94 carries for an average of 4.7 yards per carry...ranked ninth in the Sun Belt averaging 44.5 yards per game...fifth leading pass catcher with 17 receptions on the season for 141 yards...averaged 8.3 yards per catch...ranked second on the squad in total offense (44.5 yards/game) and in all-purpose yards (58.6 yards/game)...started six games, splitting time with Julian Reams as the Golden Panthers featured running backs...put up career numbers with 169 yards and one TD on 16 rushes and another 56 yards on three receptions against Bowling Green (9/16)...longest run of 80 yards, the team's longest of the season, came in that game against the Falcons, as did his season-long 47-yard reception... rushed for 88 yards, including a long of 52 yards, at nationally-recognized Maryland (9/23) and with 12 receiving yards, posted his second-straight 100-plus yard all-purpose yards game... scored his second touchdown of the year versus Arkansas State (9/30)...caught five passes for 37 yards in the season finale against Sun Belt Conference champion Troy (12/2).

**A'mod Ned's Career Statistics**

Year	GP/GS	Rushing				Receiving					
		Att	Yds.	Avg.	TD	LG	No.	Yards	Avg.	TD	LG
2005	6/5	88	375	4.3	3	46	13	81	13.5	0	17
2006	10/6	94	445	4.7	2	80	17	141	8.3	0	47
Totals	16/11	182	820	4.5	5	80	30	222	7.4	0	47



**DAUNTE OWENS**

Running Back  
5-9 • 195 • Sophomore  
St. Augustine, Fla.  
Nease High School

**8**

**2006 (Freshman):** Played in nine games, mostly on special teams...pressed into extended playing time at Alabama (10/28) and responded with seven carries for 13 yards and five kick returns for 72 yards...against Louisiana-Monroe (11/11) got his other carry for eight yards and had three kick returns for 61 yards, including his season-long 29-yard return...his 12 kick returns and 212 yards were second-most on the team...averaged 17.7 yards per return...25.9 all-purpose yards ranked seventh on the squad...forced to make a special team's tackle versus Bowling Green (9/16).

**Daunte Owens' Career Statistics**

Year	GP/GS	Rushing					Receiving				
		Att	Yds.	Avg.	TD	LG	No.	Yards	Avg.	TD	LG
2006	9/0	8	21	2.6	0	8	0	0	0.0	0	0



**ASHLYN PARKER**

Wide Receiver  
5-11 • 206 • Sophomore  
Port St. Joe, Fla.  
Port St. Joe High School

**11**

**2006 (Freshman):** An outstanding freshman talent who played in, and started, all 12 games on the season...caught 23 passes on the year with a career-high eight grabs for 71 yards coming at North Texas (10/7)...first collegiate catch went for 27 yards in the second game of the season at South Florida (9/9)...had three catches in games at nationally-recognized Maryland (9/23) and against Louisiana-Monroe...had his longest catch of the year for 42 yards vs. ULM...recorded two grabs in games against South Florida, Bowling Green (9/16) and Louisiana-Lafayette (11/18)...forced to assist on a special teams tackle at North Texas...finished with 231 all-purpose yards that ranked among the top-10 on the team.

**Ashlyn Parker's Career Statistics**

Year	GP/GS	Rushing					Receiving				
		Att	Yds.	Avg.	TD	LG	No.	Yards	Avg.	TD	LG
2006	12/12	0	0	0.0	0	0	23	231	10.0	0	42



**LUIS PENA**


Defensive Lineman  
6-3 • 273 • Sophomore  
Miami, Fla.  
Coral Gables High School

**64**

**2006 (Redshirt Freshman):** Another true freshman who got some early looks at defensive tackle...saw action off the bench in the season opener at Middle Tennessee (8/31) and at nationally-recognized Maryland (9/23), credited with an assisted tackle in each game.

**Luis Pena's Career Statistics**

Year	Tackles			Sacks No.-Yds	Fumbles		Pass	
	Solo	Asst.	Total		FF	Fr-Yds.	Int.-Yds.	Def
2006	0	2	2	0-0	0	0-0	0-0	0



**JARVIS PENERTON**

Defensive End  
6-3 • 282 • Junior  
Homestead, Fla.  
South Dade High School

**96**

**2006 (Sophomore):** Mainstay at defensive tackle where he started eight of the 10 games he played...21 tackles on the year were the second-most among defensive linemen on the team...season-best five stops (one solo), assisted on a tackle for loss and involved in a pass breakup in the seven-overtime game at North Texas (10/7)...credited with three tackles (two unassisted) and a sack against nationally-recognized Maryland (9/23)...also had three tackles in games at Miami (10/14) and against Sun Belt Conference champion Troy (12/2) and Louisiana-Lafayette (11/18)...picked up his second sack of the year versus UL.

**Jarvis Penerton's Career Statistics**

Year	Tackles				Sacks No.-Yds	Fumbles		Pass	
	Solo	Ast.	Total	TFL-Yds.		FF	Fr-Yds.	Int.-Yds.	Def
2005	2	2	4	1.5-8	2-8	0	0-0	0-0	0
2006	7	14	21	1.5-4	2-4	0	0-0	0-0	1
<b>Totals</b>	<b>9</b>	<b>16</b>	<b>25</b>	<b>3.0-12</b>	<b>4-12</b>	<b>0</b>	<b>0-0</b>	<b>0-0</b>	<b>1</b>




**JULIAN REAMS**

Running Back  
5-10 • 205 • Junior  
Miami, Fla.  
Coral Reef High School

**32**

**2006 (Sophomore):** Shared featured-back status with A'mod Ned...played in 10 games with five starts and carried the ball 104 times for 325 yards and three touchdowns to go along with 10 pass receptions for 41 yards...second-leading ground gainer averaging 3.1 yards per carry...leading non-kicking scorer on the team (18 points)...ran for a career-high 96 yards on 27 carries, which included a season-long 27-yard run, during the seven-overtime game at North Texas (10/7)...also caught three passes for 14 yards versus the Mean Green...scored FIU's only points in the Golden Panthers 7-6 season-opening loss at Middle Tennessee (8/31) on 13 carries for 80 yards...tallied two touchdown runs in the home opener vs. Bowling Green (9/16)...ranked third on the team in total offense (32.5 yards per game) and fifth in all-purpose yards (36.6 yards per game).



**Julian Reams' Career Statistics**

Year	GP/GS	Rushing					Receiving				
		Att	Yds.	Avg.	TD	LG	No.	Yards	Avg.	TD	LG
2005	9/3	87	322	3.7	0	33	1	2	2.0	0	2
2006	10/5	104	325	3.1	3	27	10	41	4.1	0	13
<b>Totals</b>	<b>19/8</b>	<b>191</b>	<b>647</b>	<b>3.4</b>	<b>3</b>	<b>33</b>	<b>11</b>	<b>43</b>	<b>3.9</b>	<b>0</b>	<b>13</b>



**DUSTIN RIVEST**

Placekicker  
5-8 • 169 • Sophomore  
Tallahassee, Fla.  
Lincoln High School

**40**

**2006 (Redshirt Freshman):** Came on in the third game of the season to take over PAT and field goal kicking chores...led the team in scoring with 23 points on five (of 10) field goals and eight (of 11) PATs...field goals of 37 yards at North Texas (10/7) and Alabama (10/30) represent his career long...converted his first field-goal attempt, from 26 yards, at nationally-recognized Maryland (9/23)...connected on three of a school-record seven field goal attempts in the seven overtime game at NT and finished that game with a season-high 10 points...made 3-of-4 field goals from 29 yards or less...connected on his first five PATs, including 4-of-4 against Bowling Green (9/16)...punted three times in the season finale versus Sun Belt Conference champion Troy, averaging 29.0 yards.

**Dustin Rivest's Career Statistics**

Year	Field Goals								PATs	
	Att	Made	Pct.	1-19	20-29	30-39	40+	Long	Att-Made	
2006	10	5	50.0	1-1	2-3	2-5	0-1	37	11-8	



**GARRETT ROCKFELD**

Long Snapper  
6-0 • 231 • Sophomore  
Davie, Fla.  
Cypress Bay High School

**90**

**2006 (Redshirt Freshman):** Saw action in four games as a long snapper.

**2006 Totals:** 4 games, 0 starts



**XAVIER SHANNON**

Offensive Lineman  
6-0 • 295 • Junior  
Miami, Fla.  
Coral Gables High School

**55**

**2006 (Sophomore):** Came in and anchored the offensive line as starting center in all 12 games of the season.

**2006 Totals:** 12 games, 12 starts



**LIONELL SINGLETON**

Defensive Back  
5-10 • 174 • Senior  
Tallahassee, Fla.  
Florida High School

**22**

**2006 (Junior):** Breakout year for the first Golden Panther ever to gain recognition on a national postseason All-American team when he was selected as a Sports Illustrated.com honorable mention All-American kick return man...a two-time Sun Belt Conference Player of the Week after being named the league's Special Teams POW after returning a kickoff 98 yards for a touchdown against Bowling Green (9/16) to go along with a pair of punt returns and two interceptions and its Defensive Player of the Week after his fifth interception of the year against nationally-recognized Maryland (9/23) that tied a school record...started all 10 games he played with 38 tackles (23 solo)...grabbed two interceptions against Bowling Green, returning one for a touchdown, that tied the school record and his average of 0.50 interceptions per game tied for first in the Sun Belt...ranked fifth nationally and tops in the conference in kickoff returns, averaging 29.5 yards per return and 31st in Division I-A and third in the SBC in punt returns with a 10-yard return average...best in the league with 1.60 passes defended per game...season-high eight tackles (four unassisted) that included 0.5 tackles for loss and two pass breakups in the seven overtime game at North Texas.

**Lionell Singleton's Career Statistics**

Year	Tackles			TFL-Yds.	Sacks		Fumbles		Pass	
	Solo	Ast.	Total		No.-Yds	FF	Fr-Yds.	Int.-Yds.	Def	
2004	13	9	22	1.0-1	0-0	0	0-0	0-0	2	
2005	32	17	49	0.0-0	0-0	0	0-0	2-51	3	
2006	23	15	38	2.0-5	0-0	0	0-0	5-59	11	
<b>Totals</b>	<b>68</b>	<b>41</b>	<b>109</b>	<b>3.0-6</b>	<b>0-0</b>	<b>0</b>	<b>0-0</b>	<b>7-110</b>	<b>16</b>	

Year	Kick Return					Punt Return				
	No.	Yds.	Avg.	TD	Long	No.	Yds.	Avg.	TD	Long
2005	6	121	20.2	0	26	1	2	2.0	0	2
2006	13	373	28.7	1	98	14	140	10.0	0	30
<b>Totals</b>	<b>19</b>	<b>494</b>	<b>26.0</b>	<b>1</b>	<b>98</b>	<b>15</b>	<b>142</b>	<b>9.5</b>	<b>0</b>	<b>30</b>



**ALEX SZIMA**

Offensive Lineman  
6-2 • 320 • Sophomore  
Miami, Fla.  
Sunset High School

**69**

**2006 (Redshirt Freshman):** Saw limited action in the offensive line rotation, appearing in games at South Florida (9/9), Arkansas State (9/30) and at North Texas (10/7) at the right guard position.

**2006 Totals:** 3 games, 0 starts



**ARTIS WARTHEN**

Linebacker  
6-1 • 232 • Sophomore  
Miramar, Fla.  
Miramar High School

**52**

**2006 (Redshirt Freshman):** Untimely injuries limited his playing time to just three games all off the bench...finished the year with one solo tackle that came against Louisiana-Monroe (11/11)...also earned playing time against Arkansas State (9/30) and at Miami (10/14).

**Artis Warthen's Career Statistics**

Year	Tackles			TFL-Yds.	Sacks		Fumbles		Pass	
	Solo	Ast.	Total		No.-Yds	FF	Fr-Yds.	Int.-Yds.	Def	
2006	1	0	1	0.0-0	0-0	0	0-0	0-0	0	



**JEREMIAH WEATHERSPOON**

Defensive Back  
6-1 • 221 • Junior  
Tallahassee, Fla.  
Florida High School

**13**

**2006 (Sophomore):** FIU's top returning tackler with 50 (29 solo), which ranked 36th in Sun Belt Conference play...started all 12 games as the free safety...collected at least one tackle in every game including a season-high nine stops against Arkansas State (9/30)...also forced a fumble against the Indians...recorded eight tackles versus Louisiana-Monroe (11/11) and six at Florida Atlantic (11/25)...picked off two passes at North Texas (10/7) and against Louisiana-Lafayette (11/18), returning the second for 24 yards.

**Jeremiah Weatherspoon's Career Statistics**

Year	Tackles			TFL-Yds.	Sacks		Fumbles		Pass	
	Solo	Ast.	Total		No.-Yds	FF	Fr-Yds.	Int.-Yds.	Def	
2005	9	6	15	0.0-0	0-0	0	0-0	0-0	0	
2006	29	21	50	0.0-0	0-0	1	0-0	2-24	2	
<b>Totals</b>	<b>38</b>	<b>27</b>	<b>65</b>	<b>0.0-0</b>	<b>0-0</b>	<b>1</b>	<b>0-0</b>	<b>2-24</b>	<b>2</b>	



**MANNIE WELLINGTON**

Linebacker  
5-8 • 211 • Sophomore  
Ponte Verda, Fla.  
Nease High School

**47**

**2006 (Freshman):** Appeared in eight games at linebacker and on special teams until an stress fracture injury suffered against Louisiana-Monroe (11/11) ended his season...recorded a solo tackle on the year against South Florida (9/9).

**Mannie Wellington's Career Statistics**

Year	Tackles			TFL-Yds.	Sacks		Fumbles		Pass	
	Solo	Ast.	Total		No.-Yds	FF	Fr-Yds.	Int.-Yds.	Def	
2006	1	0	1	0.0-0	0-0	0	0-0	0-0	0	



**JUSTIN WEST**

Defensive Lineman  
6-1 • 297 • Sophomore  
Jacksonville, Fla.  
Wolfson High School

**95**

**2006 (Freshman):** Showed continued improvement over the course of the season, seeing action in 11 games with a pair of starts to his credit...finished with 14 tackles (seven unassisted) on the year...in a start versus Louisiana-Monroe (11/11), came up with a career-high five tackles (four solo)...against Sun Belt Conference champion Troy (12/2) in the season finale, came up with three stops and his lone sack of the season ...also had three tackles at nationally-recognized Maryland (9/23) and a pair of stops at South Florida (9/9).

**Justin West's Career Statistics**

Year	Tackles				Sacks No.-Yds	Fumbles		Pass	
	Solo	Ast.	Total	TFL-Yds.		FF	Fr-Yds.	Int.-Yds.	Def
2006	7	7	14	0.5-4	1-4	0	0-0	0-0	0



**JOHN HOUSTON WHIDDON**

Wide Receiver  
6-0 • 197 • Sophomore  
Niceville, Fla.  
Niceville High School

**83**

**2006 (Freshman):** Valuable offensive weapon as a true freshman...appeared in all 12 games as a receiver and in punt and kick return situations...made 11 catches for 111 yards with a career long 22-yard reception from QB Paul McCall at Florida Atlantic (11/25)...grabbed his first intercollegiate catch for nine yards in the season opener at Middle Tennessee (8/31)...had five catches for 45 yards against Louisiana-Monroe (11/11)...ran back four kickoffs and two punts on the year with longs of 20 and 12 yards respectively against ULM...finished among the top-10 on the team with 15.1 all-purpose yards per game.

**John Houston Whiddon's Career Statistics**

Year	GP/GS	Rushing					Receiving				
		Att	Yds.	Avg.	TD	LG	No.	Yards	Avg.	TD	LG
2006	12/0	0	0	0.0	0	0	11	111	10.1	0	22



John Houston Whiddon

FIU Head Coach Mario Cristobal's first recruiting class consists of 19 student-athletes, including 14 from the state of Florida, eight from South Florida and four from outside the Sunshine State. The class includes 12 offensive players and seven on defense.

"We have all the confidence in the world that these guys are not only going to be great players, but also great leaders, great students and they will represent this University in a big-time way," Cristobal said of his recruiting class. "I can't wait until they step foot on campus."

While this recruiting class has more commitments from outside of Florida than any other in the history of the program, Cristobal and his staff achieved their goal of keeping some of South Florida's best players home.

"We chose to attack South Florida, like we should," Cristobal said. "This is our home state and there are plenty of great football players here."

Cristobal and his staff had roughly three weeks to hit the recruiting trail and ended up signing potentially the best recruiting class in FIU history. He and his staff were looking for student-athletes with high character, great athletic ability and who could make an immediate impact.

"We came in with a goal and a mindset to compete at the highest level," Cristobal said. "It doesn't matter what conference or what team was recruiting a specific player. We're not backing down and we're not shying away. We took that approach and it has paid off. We won a lot of those battles and those results will show themselves in the coming years."

Name	Pos.	Ht.	Wt.	Hometown (Previous School)
Colt Anderson	QB	6-4	195	Omaha, Neb. (Omaha Westside)
Kendall Berry	WR	6-0	185	Haines City, Fla. (Haines City)
Ricky Booker	DE/LB	6-3	245	Orlando, Fla. (Dr. Phillips)
Curtis Bryant	DT	6-3	270	Miami, Fla. (South Miami)
Chris Cawthon	OL	6-4	320	Loganville, Ga. (Grayson)
Greg Ellingson	WR	6-3	200	Tampa, Fla. (Tampa Robinson)
Jason Frierson	WR	5-8	160	Miami, Fla. (Coral Gables)
Bryan Frye	DE	6-4	230	Fairfax, Va. (Woodson)
Anthony Gaitor	DB	5-10	175	Miami, Fla. (Northwestern)
Ernest Goodley	OL	6-3	260	Plantation, Fla. (South Plantation)
Shaquan Hicks	OL	6-2	324	Sandersville, Ga. (Washington County)
Darold Hughes	QB	6-3	195	Marrero, La. (Archbishop Shaw)
Bryan Mann	QB	6-3	195	Belle Glade, Fla. (Glades Central)
Jermaine Malcolm	DB	6-1	190	West Palm Beach, Fla. (Palm Beach Lakes)
Devin Parrish	DB	6-0	185	Miami, Fla. (Milford Academy)
Cody Pellicer	DL	6-3	235	Port Orange, Fla. (Spruce Creek)
Marquis Rolle	WR	6-3	185	Orlando, Fla. (Olympia)
James Rucker	WR	6-1	190	Jacksonville, Fla. (Englewood)
Jarvis Wilson	LB	6-2	195	Miami, Fla. (Carol City)

**COLT ANDERSON**

Quarter Back • 6-4 • 195 • Omaha, Neb.  
Westside High School

Instrumental in leading the Warriors to a 12-1 season record and the Nebraska Class A state championship game... a two-star Rivals.com player who was that service's No. 9 rated player in Nebraska...in 13 games as a senior, set school records passing for 2,100 yards and 24 touchdowns with eight interceptions...also picked up 350 yards rushing with four TDs...totaled 3,278 yards and 36 touchdowns through the air as a junior and senior...an Omaha World-Herald All-Metro Conference selection and an AP All State Honorable Mention...Chose FIU over interest shown by Western Michigan and a preferred walk-on invitation by Colorado.

## 2007 FOOTBALL SIGNEES

### **KENDALL BERRY**

**Wide Receiver • 6-0 • 185 • Haines City, Fla.**  
**Haines City High School**

---

Grew into the Haines City triple-option offense as its quarterback over the last two seasons after playing the running back position as a sophomore when he led the Hornets with 705 yards rushing...passed for 410 yards and four touchdowns while carrying the ball 124 times for 950 yards, an average of 95.1 yards per game, and 10 touchdowns...also returned two punts for 68 total yards...led Haines City in scoring (64 points), rushing and total offense (128.1 yards per game).

### **RICKY BOOKER**

**Defensive End/Linebacker • 6-3 • 245 • Orlando, Fla.**  
**Dr. Phillips High School**

---

Good speed, athletic ability and quickness...recognized as a sideline to sideline player and an explosive hitter...third-team 6A all-state defensive lineman who lead Dr. Phillips with 87 tackles as a senior...a two-star prospect by Rivals.com and ranked as the nationally-ranked No. 30 OLB by ESPN.com, who lists him as a "Good Prospect"...an honorable mention All-Orange County performer as a junior with 115 tackles, 21 tackles for loss, 17 sacks and two interceptions, he also caught two passes as a tight end for 36 yards and two touchdowns...chose FIU over offers from schools including Auburn, Alabama, Georgia, Tennessee, Louisville, Pittsburgh and UCF.

### **CURTIS BRYANT**

**Defensive Tackle • 6-3 • 270 • Miami, Fla.**  
**South Miami Senior High School**

---

Verbally committed to North Carolina State last September but rescinded that commitment with the departure of head coach Chuck Amato...rated the No. 76 offensive tackle in the country by Scout.com...selected to the 10th annual Nike South Florida All-Star Game...second-team all-county offensive guard by the Miami Herald who was named among the Herald's Top 25 Miami-Dade recruits (No. 16)...graded out at 85 percent for the season with 15 pancake blocks and without allowing a sack...recorded 22 solo tackles, three sacks, two forced fumbles and a fumble recovery on defense...bench presses 335 points and is expected to continue the tradition of solid offensive linemen to come out of South Miami...a two-star prospect by Rivals.com...selected FIU over interest shown by Marshall, Ole Miss and Colorado State.

### **CHRIS CAWTHON**

**Offensive Lineman • 6-4 • 320 • Loganville, Ga.**  
**Grayson High School**

---

Team captain who anchored an offensive line that allowed the Rams to rush for more than 200 yards per game...a strong prospect who possesses nearly a 350-pound bench press...impressed intercollegiate scouts in attendance at last summer's Southern Mississippi Senior Camp...also received interest from Georgia Tech.

### **GREG ELLINGSON**

**Wide Receiver • 6-3 • 195 • Tampa, Fla.**  
**Robinson High School**

---

An all-around football player when earned third-team all-state honors at wide receiver by the Florida Sports Writers Association...also played safety and punter and placekicker...played at tight end as a prep junior where he proved to be a capable blocker...first-team All-Hillsborough selection of the Tampa Tribune...finished 2007 with 1,009 receiving

yards, 13 touchdowns and 10 PATs...selected to compete in the Florida Athletic Coaches Association North-South Football All-Star Classic...possesses good speed (4.5 seconds in the 40)...also excelled in track (100m, 400m, long jump, high jump) and scholastic soccer.

### **JASON FRIERSON**

**Wide Receiver • 5-8 • 160 • Miami, Fla.**  
**Coral Gables High School**

---

Caught 41 passes for 699 yards and eight touchdowns to lead the Cavaliers to their first district title in 17 years...scored four TDs during a 45-22 win over Miami Beach H.S.—two by rush, one on a 17-yard catch and another on a 60-yard punt return...second-team all-state selection of the Florida Sports Writers Association...first-team all-county performer who was included among the Miami Herald's Top-25 Miami-Dade recruits...a three-year starter who played quarterback, wide receiver, running back, corner back, safety and as a return man on special teams...totaled 108 career catches for 1,721 yards and 19 touchdowns...selected to compete in the 10th Annual South Florida All-Star Football game...played on the Team USA roster for the NFL Global Junior Championships where he made the all-tournament team and scored a touchdown during the title game against Team Canada...runs a 4.5, 40-yard dash...cousin of San Francisco 49ers Pro-Bowl running back Frank Gore...also a four-year starter in basketball who finished third in Dade County in assists.

### **BRYAN FRYE**

**Defensive End • 6-4 • 230 • Fairfax, Va.**  
**Woodson High School**

---

A first-team All-Metro and All-Washington D.C. 1AA selection in 2006...recorded 65 tackles and 23 sacks as a senior...a dominant force in a 34-0 win at Cardozo with eight recorded sacks -- one of which resulted in a safety -- and a blocked punt that was recovered for a touchdown...helped Woodson to a third-consecutive DCIAA indoor track and field title in Feb. 2006 with individual wins in the high jump and shot put and a second-place showing in the long jump...also plays on his prep basketball team...chose FIU over interest received by Illinois and North Carolina.

### **ANTHONY GAITOR**

**Defensive Back • 5-10 • 175 • Miami, Fla.**  
**Northwestern High School**

---

A second-team All-Miami-Dade County performer who was instrumental in Northwestern's 2006 6A state championship...recorded 87 total tackles on the year and seven interceptions...a member of Team USA at the NFL Global Junior Championships whose 96-yard interception for a score lifted USA over Team Mexico...selected FIU over scholarship interest by Bowling Green.

### **ERNEST GOODLEY**

**Offensive Tackle • 6-3 • 260 • Plantation, Fla.**  
**South Plantation High School**

---

First-team all-state 6A offensive lineman of the Florida Sports Writers Association and first-team All-Broward by the Miami Herald...member of Team USA at the NFL Global Junior Championships that reached the title game versus Team Canada...recorded 125 pancake blocks and allowed 0 sacks in 2006...also played defensive line in goal line situations, recording four tackles...was a three-year starter who garnered honorable mention honors as a junior...won the team's Iron Man Award.

**SHAQUAN HICKS**

**Offensive Lineman • 6-2 • 324 • Sandersville, Ga.**  
**Washington County High School**

An all-state and All-Middle Georgia performer who played in the Georgia Athletic Coaches Association (GACA) North/South All-Star Football Classic as a member of the south squad...a two-star rated prospect by Rivals.com...considered by the Augusta Chronicle as "the area's finest run blocker" and mentioned among that publication's Dream-16...collected 119 pancake blocks in 10 games last season and graded out at 85 percent as a junior...finished second as a sophomore in all classes at the state's high school weight-lifting meet...selected FIU over a scholarship offer by Middle Tennessee State.

**DAROLD HUGHES**

**Quarterback • 6-3 • 195 • Marrero, La.**  
**Archbishop Shaw High School**

Shaw ran a spread offense and completed 92-of-177 passes for 1,225 yards, 12 touchdowns and three interceptions in leading Shaw to the 4A State Championship game and a 14-1 record...was named to Shaw's Honor Roll last quarter...received interest from Louisiana-Monroe, Louisiana-Lafayette, Tulane and Central Florida.

**JERMAINE MALCOLM**

**Defensive Back • 6-1 • 190 • West Palm Beach, Fla.**  
**Palm Beach Lakes High School**

Named to Second Team All-Area by the Palm Beach Post after recording 45 tackles and three interceptions as a safety...rushed 88 times for 576 yards and caught nine passes for 167 yards on offense.

**BRYAN MANN**

**Quarterback • 6-3 • 195 • Belle Glade, Fla.**  
**Glades Central High School**

Mann finished off a stellar career by completing 100-of-173 passes for 1,684 yards and 20 touchdowns, while rushing for 268 yards and two touchdowns to lead Glades Central to the 3A State Championship...Only threw four interceptions as a senior...Rushed for two touchdowns and threw for two more in the 39-27 state title victory against Pensacola Pine Forest...Third Team All-State by the Palm Beach Post...Completed 15-of-17 passes for 356 yards and six touchdowns against Belen Jesuit Prep during his senior season...Received interest from Ole Miss and South Florida...rated as the No. 76 quarterback in the country by Scout.com.

**DEVIN PARRISH**

**Defensive Back • 6-0 • 185 • Miami, Fla.**  
**Milford Academy**

Rated the No. 30 prep school prospect by Rivals.com...three-star recruit by Rivals.com...rated the No. 85 cornerback in the country by Scout.com...had offers from Boston College, Michigan State, Minnesota, Tennessee and Temple out of prep school...intercepted six passes, recorded 45 tackles and served as a captain in 2006 for Milford Academy, which plays against college JV teams...All-Dade defensive back who caught 21 passes for 550 yards (26.2 avg.) and five touchdowns as a senior at Parkway Academy (Miramar, Fla.)...was a three-star recruit coming out of high school, who was rated No. 87 in Florida's top 100...received offers from Illinois, Colorado and Louisville out of high school...hauled in 13 passes for 370 yards and recorded 20 tackles as a junior for Hollywood Christian High School...is the younger cousin of Buffalo Bills wide receiver Roscoe Parrish...received

scholarship offers from Boston College, Michigan State, Tennessee and Minnesota.

**CODY PELLICER**

**Defensive End • 6-3 • 235 • Port Orange, Fla.**  
**Spruce Creek High School**

Orlando Sentinel Second Team All-Central Florida selection, First Team All-Volusia County, Honorable Mention All-State, team captain and Central Florida All-Star...rated as the nation's No. 82 defensive tackle by ESPN.com...played left tackle for Spruce Creek and graded out at 92 percent for the season while allowing only two sacks...also played defensive end and posted 47 tackles and 5.5 sacks...three-year starter...also a member of the school's weightlifting team...competed in the shot put and discus on the track and field team.

**MARQUIS ROLLE**

**Wide Receiver • 6-3 • 185 • Orlando, Fla.**  
**Olympia High School**

Orlando Sentinel Second Team All-Orange pick in 2006... labeled as a three-star recruit by Rivals.com and Scout.com...totaled 70 catches for 820 yards and eight touchdowns receiving, two rushing and four more on kickoff returns...two-time offensive MVP...team MVP as a senior...played in Citrus Bowl All-Star Game...has been timed at 4.46 in the 40...caught 25 passes for more than 300 yards as a junior...two-year starter in basketball.

**JAMES RUCKER**

**Wide Receiver • 6-1 • 190 • Jacksonville, Fla.**  
**Englewood High School**

A two-way prep player who work as a wide receiver, running back and defensive back...caught 21 passes as a senior for 384 yards and three TDs...also had a touchdown on 12 carries for 65 yards and collected three interceptions...returned three kicks for TDs...first team All-Space Coast and an all-conference wide receiver...two-star prospect of Scout.com...had 24 receptions for 463 yards and three touchdowns as a junior.

**JARVIS WILSON**

**Linebacker • 6-2 • 195 • Miami, Fla.**  
**Carol City High School**

Honorable Mention All-Dade County by the Miami Herald...extremely athletic linebacker who possesses great instincts and comes from a tradition-rich football school...chose FIU after receiving interest from Central Florida, Minnesota, South Florida and Florida Atlantic.

# 2006 REGULAR SEASON REVIEW

## GAME 1 — FIU at MIDDLETENNESSEE (Aug. 31, 2006 at Murfreesboro, Tenn.)

Score by Quarters	1	2	3	4	Score
FIU	6	0	0	0	— 6
Middle Tennessee	0	7	0	0	— 7

	FIU	MTSU
FIRST DOWNS	15	12
RUSHES-YARDS (NET)	25-97	35-92
PASSING YARDS (NET)	150	83
Passes: Att-Comp-Int	39-22-0	18-11-1
TOTAL OFFENSE PLAYS-YARDS	64-247	53-175
Punts (Number-Avg)	8-34.0	9-43.3
Fumbles-Lost	4-1	0-0
Penalties-Yards	4-40	6-51
Possession Time	28:12	31:48

## GAME 2 — FIU at SOUTH FLORIDA (Sept. 9, 2006 at Tampa, Fla.)

Score by Quarters	1	2	3	4	Score
FIU	6	14	0	0	— 20
South Florida	0	7	7	7	— 21

	FIU	USF
FIRST DOWNS	15	16
RUSHES-YARDS (NET)	31-24	34-123
PASSING YARDS (NET)	238	174
Passes: Att-Comp-Int	33-20-1	28-15-2
TOTAL OFFENSE PLAYS-YARDS	64-262	62-297
Punts (Number-Avg)	7-32.1	5-37.4
Fumbles-Lost	1-1	2-1
Penalties-Yards	8-60	8-92
Possession Time	32:44	27:16

## GAME 3 — BOWLING GREEN at FIU (Sept. 16, 2006 at Miami, Fla.)

Score by Quarters	1	2	3	4	Score
Bowling Green	7	16	0	10	— 33
FIU	7	7	7	7	— 28

	BGSU	FIU
FIRST DOWNS	22	13
RUSHES-YARDS (NET)	45-161	28-187
PASSING YARDS (NET)	242	145
Passes: Att-Comp-Int	34-18-2	23-14-3
TOTAL OFFENSE PLAYS-YARDS	79-403	51-332
Punts (Number-Avg)	4-47.0	5-35.8
Fumbles-Lost	0-0	1-1
Penalties-Yards	6-52	11-69
Possession Time	32:21	22:05

## GAME 4 — FIU at MARYLAND (Sept. 23, 2006 at College Park, Md.)

Score by Quarters	1	2	3	4	Score
FIU	0	7	0	3	— 10
Maryland	7	7	0	0	— 14

	FIU	MD
FIRST DOWNS	12	20
RUSHES-YARDS (NET)	19-89	40-117
PASSING YARDS (NET)	221	158
Passes: Att-Comp-Int	34-15-1	30-17-1
TOTAL OFFENSE PLAYS-YARDS	53-310	70-275
Punts (Number-Avg)	8-41.9	7-42.6
Fumbles-Lost	0-0	1-0
Penalties-Yards	6-50	6-74
Possession Time	23:53	36:07

## GAME 5 — ARKANSAS STATE at FIU (Sept. 30, 2006 at Miami, Fla.)

Score by Quarters	1	2	3	4	Score
Arkansas State	7	7	7	10	— 31
FIU	0	0	6	0	— 6

	ASU	FIU
FIRST DOWNS	21	13
RUSHES-YARDS (NET)	47-222	19-9
PASSING YARDS (NET)	108	177
Passes: Att-Comp-Int	22-10-1	35-18-3
TOTAL OFFENSE PLAYS-YARDS	69-330	54-186
Punts (Number-Avg)	3-41.0	4-38.0
Fumbles-Lost	1-0	1-1
Penalties-Yards	8-90	12-121
Possession Time	35:57	24:03

## GAME 6 — FIU at NORTH TEXAS (Oct. 7, 2006 at Denton, Texas)

Score by Quarters	1	2	3	4	[ 5 6 7 8 9 10 11 ]	Score
FIU	0	0	13	3	[ 0 3 0 0 0 3 0 ]	— 22
Troy	5	0	0	11	[ 0 3 0 0 0 3 3 ]	— 25

	FIU	NT
FIRST DOWNS	15	16
RUSHES-YARDS (NET)	35-75	55-108
PASSING YARDS (NET)	248	161
Passes: Att-Comp-Int	43-29-0	32-19-3
TOTAL OFFENSE PLAYS-YARDS	78-323	87-269
Punts (Number-Avg)	5-35.8	4-42.2
Fumbles-Lost	2-2	1-0
Penalties-Yards	9-85	10-93
Possession Time	23:33	34:06

## GAME 7 — FIU at MIAMI (Oct. 14, 2006 at Miami, Fla.)

Score by Quarters	1	2	3	4	Score
FIU	0	0	0	0	— 0
Miami	0	7	14	14	— 35

	FIU	UM
FIRST DOWNS	12	16
RUSHES-YARDS (NET)	31-28	29-90
PASSING YARDS (NET)	86	189
Passes: Att-Comp-Int	25-12-2	26-17-0
TOTAL OFFENSE PLAYS-YARDS	56-114	55-279
Punts (Number-Avg)	9-28.9	4-38.0
Fumbles-Lost	3-1	1-1
Penalties-Yards	9-65	5-64
Possession Time	32:12	27:48

## GAME 8 — FIU at ALABAMA (Oct. 28, 2006 at Tuscaloosa, Ala.)

Score by Quarters	1	2	3	4	Score
FIU	3	0	0	0	— 3
Alabama	0	10	14	14	— 38

	FIU	UA
FIRST DOWNS	6	14
RUSHES-YARDS (NET)	27-40	30-107
PASSING YARDS (NET)	135	117
Passes: Att-Comp-Int	26-9-1	24-14-0
TOTAL OFFENSE PLAYS-YARDS	53-175	54-224
Punts (Number-Avg)	9-32.2	6-34.8
Fumbles-Lost	1-1	1-0
Penalties-Yards	6-59	5-40
Possession Time	29:53	30:07



**GAME 9 — LOUISIANA-MONROE at FIU (Nov. 11, 2006 at Miami, Fla.)**

Score by Quarters	1	2	3	4	Score
Louisiana-Monroe	14	7	14	0	— 35
FIU	0	0	0	0	— 0

	ULM	FIU
FIRST DOWNS	16	9
RUSHES-YARDS (NET)	47-162	21-10
PASSING YARDS (NET)	184	200
Passes: Att-Comp-Int	18-15-0	36-19-1
TOTAL OFFENSE PLAYS-YARDS	65-346	57-210
Punts (Number-Avg)	3-43.3	5-41.4
Fumbles-Lost	5-2	3-2
Penalties-Yards	5-38	5-54
Possession Time	33:59	25:14

**GAME 10 — LOUISIANA-LAFAYETTE at FIU (Nov. 18, 2006 at Miami, Fla.)**

Score by Quarters	1	2	3	4	Score
Louisiana-Lafayette	0	3	7	7	— 17
FIU	7	0	0	0	— 7

	UL	FIU
FIRST DOWNS	19	8
RUSHES-YARDS (NET)	55-270	19-53
PASSING YARDS (NET)	84	137
Passes: Att-Comp-Int	20-8-1	32-17-1
TOTAL OFFENSE PLAYS-YARDS	75-354	51-190
Punts (Number-Avg)	6-32.2	9-37.6
Fumbles-Lost	1-1	0-0
Penalties-Yards	4-20	6-45
Possession Time	36:14	23:46

**GAME 11 — FIU at FLORIDA ATLANTIC (Nov. 25, 2006 at Miami, Fla.)**

Score by Quarters	1	2	3	4	Score
FIU	0	0	0	0	— 0
Florida Atlantic	7	14	0	10	— 31

	FIU	FAU
FIRST DOWNS	13	22
RUSHES-YARDS (NET)	19-50	45-142
PASSING YARDS (NET)	153	219
Passes: Att-Comp-Int	31-15-1	22-15-0
TOTAL OFFENSE PLAYS-YARDS	50-203	67-361
Punts (Number-Avg)	6-40.5	3-29.7
Fumbles-Lost	0-0	1-0
Penalties-Yards	6-73	4-35
Possession Time	22:41	34:08

**GAME 12 — TROY at FIU (Dec. 2, 2006 at Miami, Fla.)**

Score by Quarters	1	2	3	4	Score
Troy	0	13	10	3	— 26
FIU	0	7	0	6	— 13

	Troy	FIU
FIRST DOWNS	15	19
RUSHES-YARDS (NET)	43-245	25-20
PASSING YARDS (NET)	53	225
Passes: Att-Comp-Int	23-9-0	51-30-1
TOTAL OFFENSE PLAYS-YARDS	66-298	76-245
Punts (Number-Avg)	5-33.4	8-26.2
Fumbles-Lost	1-1	1-1
Penalties-Yards	4-50	5-48
Possession Time	26:20	33:40

**2006 FIU TEAM STATISTICS**

TEAM STATISTICS	FIU	OPP
SCORING	115	313
Points Per Game	9.6	26.1
FIRST DOWNS	150	209
Rushing	37	100
Passing	94	87
Penalty	19	22
RUSHING YARDAGE	682	1839
Yards gained rushing	1033	2213
Yards lost rushing	351	374
Rushing Attempts	299	505
Average Per Rush	2.3	3.6
Average Per Game	56.8	153.2
TDs Rushing	5	15
PASSING YARDAGE	2115	1772
Att-Comp-Int	408-220-15	297-168-11
Average Per Pass	5.2	6.0
Average Per Catch	9.6	10.5
Average Per Game	176.2	147.7
TDs Passing	5	18
TOTAL OFFENSE	2797	3611
Total Plays	707	802
Average Per Play	4.0	4.5
Average Per Game	233.1	300.9
KICK RETURNS: #-YARDS	40-841	22-497
PUNT RETURNS: #-YARDS	21-268	34-514
INT RETURNS: #-YARDS	11-145	15-91
KICK RETURN AVERAGE	21.0	22.6
PUNT RETURN AVERAGE	12.8	15.1
INT RETURN AVERAGE	13.2	6.1
FUMBLES-LOST	17-11	15-6
PENALTIES-YARDS	87-769	71-699
Average Per Game	64.1	58.2
PUNTS-YARDS	83-2890	59-2296
Average Per Punt	34.8	38.9
Net punt average	27.2	32.3
TIME OF POSSESSION/GAME	26:50	32:11
3RD-DOWN CONVERSIONS	39/166	68/173
3rd-Down Pct	23%	39%
4TH-DOWN CONVERSIONS	7/24	8/18
4th-Down Pct	29%	44%
SACKS BY-YARDS	25-176	32-221
MISC YARDS	0	21
TOUCHDOWNS SCORED	15	39
FIELD GOALS-ATTEMPTS	5-11	13-24
PAT-ATTEMPTS	10-15	36-38
ATTENDANCE	75552	260535
Games/Avg Per Game	5/15110	7/37219

SCORE BY QUARTERS	1st	2nd	3rd	4th	OT	Total
Florida International	29	35	26	19	6	115
Opponents	47	98	73	86	9	313

# 2006 INDIVIDUAL STATISTICS

RUSHING	GP	Att	Gain	Loss	Net	Avg	TD	Long	Avg/G
A'mod Ned	10	94	482	37	445	4.7	2	80	44.5
Julian Reams	10	104	349	24	325	3.1	3	27	32.5
John Ellis	11	8	43	1	42	5.2	0	13	3.8
Chance Attaway	10	15	28	6	22	1.5	0	11	2.2
Daunte Owens	9	8	23	2	21	2.6	0	8	2.3
Chris Cook	11	2	11	0	11	5.5	0	11	1.0
Paul McCall	11	6	18	23	-5	-0.8	0	7	-0.5
Chandler Williams	10	3	3	12	-9	-3.0	0	3	-0.9
TEAM	7	2	0	24	-24	-12.0	0	0	-3.4
Josh Padrick	12	57	76	222	-146	-2.6	0	9	-12.2
Total	12	299	1033	351	682	2.3	5	80	56.8
Opponents	12	505	2213	374	1839	3.6	15	52	153.2

PASSING	G	Effic	Cmp-Att	Int	Pct	Yds	TD	Lng	Avg/G
Josh Padrick	12	95.54	213-388	14	54.9	2014	5	89	167.8
Paul McCall	11	74.91	7-18	1	38.9	101	0	22	9.2
TEAM	7	0.00	0-2	0	0.0	0	0	0	0.0
Total	12	94.16	220-408	15	53.9	2115	5	89	176.2
Opponents	12	119.28	168-297	11	56.6	1772	18	54	147.7

RECEIVING	G	No.	Yds	Avg	TD	Long	Avg/G
Chandler Williams	10	67	664	9.9	1	45	66.4
Samuel Smith	10	47	458	9.7	2	89	45.8
Ashlyn Parker	12	23	231	10.0	0	42	19.2
Jeremy Dickens	12	21	279	13.3	0	68	23.2
A'mod Ned	10	17	141	8.3	0	47	14.1
John Houston Whiddon	12	11	111	10.1	0	22	9.2
Julian Reams	10	10	41	4.1	0	13	4.1
Elliott Dix	10	8	80	10.0	0	18	8.0
Andy Anderson	11	8	72	9.0	1	21	6.5
John Ellis	11	4	16	4.0	1	6	1.5
Moses Hinton	8	3	23	7.7	0	12	2.9
Josh Padrick	12	1	-1	-1.0	0	0	-0.1
Total	12	220	2115	9.6	5	89	176.2
Opponents	12	168	1772	10.5	18	54	147.7

PUNT RETURNS	No.	Yds	Avg	TD	Long
Lionell Singleton	14	140	10.0	0	30
Chandler Williams	4	86	21.5	1	82
John Houston Whiddon	2	5	2.5	0	12
Matt Garris	1	15	15.0	0	0
Cory Fleming	0	22	0.0	1	22
Total	21	268	12.8	2	82
Opponents	34	514	15.1	3	76

INTERCEPTIONS	No.	Yds	Avg	TD	Long
Lionell Singleton	5	59	11.8	0	29
Jeremiah Weatherspoon	2	24	12.0	0	24
Robert Mitchell	2	14	7.0	1	14
Jonas Murrell	1	25	25.0	0	25
Antwan Barnes	1	23	23.0	1	23
Total	11	145	13.2	2	29
Opponents	15	91	6.1	2	34

KICK RETURNS	No.	Yds	Avg	TD	Long
Lionell Singleton	13	373	28.7	1	98
Daunte Owens	12	212	17.7	0	29
Chandler Williams	7	130	18.6	0	25
John Houston Whiddon	4	65	16.2	0	20
John Ellis	2	14	7.0	0	12
Malik Jones	1	40	40.0	0	40
Chance Attaway	1	7	7.0	0	7
Total	40	841	21.0	1	98
Opponents	22	497	22.6	0	38

FUMBLE RETURNS	No.	Yds	Avg	TD	Long
Total	0	0	0.0	0	0
Opponents	3	21	7.0	1	11

TOTAL OFFENSE	G	Plays	Rush	Pass	Total	Avg/G
Josh Padrick	12	445	-146	2014	1868	155.7
A'mod Ned	10	94	445	0	445	44.5
Julian Reams	10	104	325	0	325	32.5
Paul McCall	11	24	-5	101	96	8.7
John Ellis	11	8	42	0	42	3.8
Chance Attaway	10	15	22	0	22	2.2
Daunte Owens	9	8	21	0	21	2.3
Chris Cook	11	2	11	0	11	1.0
Chandler Williams	10	3	-9	0	-9	-0.9
TEAM	7	4	-24	0	-24	-3.4
Total	12	707	682	2115	2797	233.1
Opponents	12	802	1839	1772	3611	300.9

PUNTING	No.	Yds	Avg	Long	TB	FC	I20	Blkd
Chris Cook	54	1909	35.4	61	3	2	12	2
Chris Patullo	24	892	37.2	54	3	2	2	0
Dustin Rivest	3	87	29.0	34	0	1	0	0
TEAM	2	2	1.0	2	0	0	0	0
Total	83	2890	34.8	61	6	5	14	2
Opponents	59	2296	38.9	79	6	17	24	1

KICKOFFS	No.	Yds	Avg	TB	OB	Retn	Net	YdLn
Chris Patullo	28	1477	52.8	2	1			
Chris Cook	2	106	53.0	0	0			
Total	30	1583	52.8	2	1	497	34.9	30
Opponents	60	3584	59.7	18	0	841	39.7	25

# 2006 INDIVIDUAL STATISTICS

FIELD GOALS	FGM-A	Pct	01-19	20-29	30-39	40-49	50-99	Lg	Blk
Chris Patullo	0-1	0.0	0-0	0-0	0-0	0-1	0-0	0	0
Dustin Rivest	5-10	50.0	1-1	2-3	2-5	0-1	0-0	37	0

FG SEQUENCE	Fla. International	Opponents
Middle Tennessee	41	40
South Florida	-	35
Bowling Green	-	(38),(25)
Maryland	(26)	47
Arkansas State	37	40,37,(19)
North Texas	(28),(37),26,36,(19), 42,35	(35),(23),51,(26),29,38,(39), 47,(34)
Miami	-	43
Alabama	(37)	(46)
Louisiana-Monroe	-	-
Louisiana-Lafayette	-	(47)
Florida Atlantic	-	(29)
Troy	-	45,(29),(36)

Numbers in (parentheses) indicate field goal was made.

|----- PATs -----|

SCORING	TD	FGs	Kick	Rush	Rcv	Pass	DXP	Saf	Points
Dustin Rivest	0	5-10	8-11	0-0	0	0-0	0	0	23
Julian Reams	3	0-0	0-0	0-0	0	0-0	0	0	18
Samuel Smith	2	0-0	0-0	0-0	0	0-0	0	0	12
A'mod Ned	2	0-0	0-0	0-0	0	0-0	0	0	12
Chandler Williams	2	0-0	0-0	0-0	0	0-0	0	0	12
Antwan Barnes	1	0-0	0-0	0-0	0	0-0	0	0	6
Andy Anderson	1	0-0	0-0	0-0	0	0-0	0	0	6
Cory Fleming	1	0-0	0-0	0-0	0	0-0	0	0	6
John Ellis	1	0-0	0-0	0-0	0	0-0	0	0	6
Robert Mitchell	1	0-0	0-0	0-0	0	0-0	0	0	6
Lionell Singleton	1	0-0	0-0	0-0	0	0-0	0	0	6
Chris Patullo	0	0-1	2-4	0-0	0	0-0	0	0	2
Total	15	5-11	10-15	0-0	0	0-0	0	0	115
Opponents	39	13-24	36-38	1-1	0	0-0	0	1	313

ALL PURPOSE	G	Rush	Rec	PR	KOR	IR	Tot	Avg/G
Chandler Williams	10	-9	664	86	130	0	871	87.1
A'mod Ned	10	445	141	0	0	0	586	58.6
Lionell Singleton	10	0	0	140	373	59	572	57.2
Samuel Smith	10	0	458	0	0	0	458	45.8
Julian Reams	10	325	41	0	0	0	366	36.6
Jeremy Dickens	12	0	279	0	0	0	279	23.2
Daunte Owens	9	21	0	0	212	0	233	25.9
Ashlyn Parker	12	0	231	0	0	0	231	19.2
John Houston Whiddon	12	0	111	5	65	0	181	15.1
Elliott Dix	10	0	80	0	0	0	80	8.0
John Ellis	11	42	16	0	14	0	72	6.5
Andy Anderson	11	0	72	0	0	0	72	6.5
Malik Jones	11	0	0	0	40	0	40	3.6
Chance Attaway	10	22	0	0	7	0	29	2.9
Jonas Murrell	8	0	0	0	0	25	25	3.1
Jeremiah Weatherspoon	12	0	0	0	0	24	24	2.0
Moses Hinton	8	0	23	0	0	0	23	2.9
Antwan Barnes	12	0	0	0	0	23	23	1.9
Cory Fleming	6	0	0	22	0	0	22	3.7
Matt Garris	11	0	0	15	0	0	15	1.4
Robert Mitchell	10	0	0	0	0	14	14	1.4
Chris Cook	11	11	0	0	0	0	11	1.0
Paul McCall	11	-5	0	0	0	0	-5	-0.5
TEAM	7	-24	0	0	0	0	-24	-3.4
Josh Padrick	12	-146	-1	0	0	0	-147	-12.2
Total	12	682	2115	268	841	145	4051	337.6
Opponents	12	1839	1772	514	497	91	4713	392.8

## 2006 STARTING LINEUPS

Offense	WR	LT	LG	C	RG	RT	TE	RB	FB	QB	WR
at Middle Tenn.	Parker	Leavine	Bailey	Shannon	Alajajian	Gibson	Sam Smith	Ned	Ellis	Padrick	C. Williams
at USF	Parker	Leavine	Bailey	Shannon	Alajajian	Gibson	Sam Smith	Reams	Ellis	Padrick	C. Williams
Bowling Green	Parker	Leavine	Bailey	Shannon	Eugene	Gibson	Sam Smith	Ned	Attaway	Padrick	C. Williams
at Maryland	Parker	Leavine	Bailey	Shannon	Eugene	Gibson	Sam Smith	Ned	Ellis	Padrick	C. Williams
Arkansas State	Parker	Leavine	Alvarez	Shannon	Eugene	Gibson	Sam Smith	Ned	Ellis	Padrick	C. Williams
at North Texas	Parker	Leavine	Eugene	Shannon	Alajajian	Gibson	Sam Smith	Reams	Ellis	Padrick	C. Williams
at Miami	Parker	Leavine	Eugene	Shannon	Alajajian	Gibson	Sam Smith	Reams	Dickens^	Padrick	C. Williams
at Alabama	Parker	Leavine	Bailey	Shannon	Eugene	Gibson	Anderson	Attaway	Hinton	Padrick	Dickens
UL Monroe	Parker	Leavine	Alajajian	Shannon	Eugene	Gibson	Hinton	Reams	Ellis	Padrick	Dickens
UL Lafayette	Parker	Leavine	Eugene	Shannon	Alajajian	Gibson	Sam Smith	Reams	Ellis	Padrick	Dickens
at Florida Atlantic	Parker	Leavine	Eugene	Shannon	Alajajian	Gibson	Sam Smith	Ned	Guli	Padrick	C. Williams
Troy	Parker	Leavine	Eugene	Shannon	Alajajian	Gibson	Sam Smith	Ned	Dickens^	Padrick	C. Williams

Defense	DE	DT	DT	DE	SLB	MLB	WLB	CB	SS	FS	CB
at Middle Tenn.	Barnes	Clarke	Betancourt	R. Jones	Black	Bouie	Bostic	Singleton	C. Smith	Weatherspoon	Mitchell
at USF	Barnes	Clarke	McDuffie*	R. Jones	Black	Bouie	Bostic	Singleton	C. Smith	Weatherspoon	Mitchell
Bowling Green	Barnes	Clarke	Pennerton	R. Jones	Napoleon	Bouie	Bostic	Singleton	C. Smith	Weatherspoon	Mitchell
at Maryland	Barnes	Clarke	Pennerton	R. Jones	Napoleon	Bouie	Bostic	Singleton	C. Smith	Weatherspoon	Mitchell
Arkansas State	Barnes	Clarke	Pennerton	R. Jones	Napoleon	Bouie	Bostic	Singleton	C. Smith	Weatherspoon	Mitchell
at North Texas	Barnes	Clarke	Pennerton	R. Jones	Napoleon	Bouie	Bostic	Singleton	C. Smith	Weatherspoon	Mitchell
at Miami	Barnes	Murrell	Fleming*	R. Jones	Black	Bouie	Bostic	Singleton	C. Smith	Weatherspoon	Mitchell
at Alabama	Barnes	West	Betancourt	Garris	Black	Bouie	Bostic	Davis	Flood	Weatherspoon	Jones
UL Monroe	Barnes	West	Murrell	Garris	Black	Bouie	Bostic	Davis	Flood	Weatherspoon	Jones
UL Lafayette	Barnes	Clarke	Pennerton	R. Jones	Black	Bouie	Bostic	Davis	Fleming	Weatherspoon	Mitchell
at Florida Atlantic	Barnes	Clarke	Pennerton	R. Jones	Black	Dominguez	Bostic	Singleton	Fleming	Weatherspoon	Mitchell
Troy	Barnes	Clarke	Pennerton	R. Jones	Black	Dominguez	Bostic	Singleton	Fleming	Weatherspoon	Mitchell

\*Defensive Back

^H-Back

# 2006 DEFENSIVE STATISTICS

DEFENSIVE LEADERS	GP	-----Tackles-----			-Sacks-		-----Pass Def-----			----Fumbles----		Blkd	
		Solo	Ast	Total	TFL/Yds	No-Yards	Int-Yds	BrUp	QBH	Rcv-Yds	FF	Kick	Saf
Keyonvis Bouie	10	68	51	119	18.0-56	3-9	.	3	.	1-0	.	1	.
Alexander Bostic	12	55	43	98	19.0-81	8-54	.	3	1	.	3	.	.
Antwan Barnes	12	42	27	69	22.5-87	6-51	1-23	1	2	1-0	.	.	.
Chris Smith	7	46	16	62	6.5-14	.	.	4	.	.	.	.	.
Jeremiah Weatherspoon	12	29	21	50	.	.	2-24	2	.	.	1	.	.
James Black	12	29	18	47	4.5-19	3-13	.	.	1	.	3	.	.
Rebert Mitchell	10	27	18	45	4.5-9	.	2-14	5	.	1-0	.	.	.
Lionell Singleton	10	23	15	38	2.0-5	.	5-59	11	.	.	.	.	.
Wendy Napoleon	7	21	14	35	3.0-6	.	.	1	.	.	.	.	.
Michael Dominguez	8	14	9	23	0.5-1	.	.	1	.	.	.	.	.
Reginald Jones	10	12	11	23	3.0-10	1-2	.	1	.	.	.	.	.
Scott Bryant	9	8	13	21	0.5-2	.	.	1	.	.	.	.	.
Jarvis Penerton	9	7	14	21	1.5-4	2-4	.	1	.	.	.	.	.
Marshall McDuffie	6	11	8	19	1.5-2	.	.	.	.	1-0	.	.	.
Cory Fleming	6	12	5	17	1.5-7	1-6	.	1	.	.	2	.	.
Roland Clarke	10	10	7	17	1.5-4	1-3	.	.	.	.	.	.	.
Justin West	11	7	7	14	0.5-4	1-4	.	.	.	.	.	.	.
Jonas Murrell	8	7	7	14	1.5-7	1-6	1-25	2	1	.	.	.	.
Matt Garris	11	8	6	14	2.0-8	.	.	1	.	.	.	1	.
Malik Jones	11	9	4	13	.	.	.	.	.	.	.	.	.
Tyler Clawson	11	8	4	12	.	.	.	.	.	.	.	.	.
Jonathan Betancourt	6	6	2	8	4.0-15	1-6	.	1	.	.	.	.	.
John Ellis	11	4	2	6	.	.	.	.	.	.	.	.	.
Zach Davis	10	4	1	5	.	.	.	1	.	1-0	.	.	.
Jeremiah Flood	5	3	2	5	.	.	.	.	.	.	.	.	.
Chandler Williams	10	5	.	5	.	.	.	.	.	.	.	.	.
Dezariah Johnson	9	.	4	4	.	.	.	.	.	1-0	.	.	.
Brandon Ellison	7	2	1	3	.	.	.	.	.	.	.	.	.
Luis Pena	2	.	2	2	.	.	.	.	.	.	.	.	.
Chris Patullo	12	2	.	2	.	.	.	.	.	.	.	.	.
Caleb Miller	6	1	1	2	.	.	.	.	.	.	.	.	.
Elliott Dix	10	1	.	1	.	.	.	.	.	.	.	.	.
Daunte Owens	9	1	.	1	.	.	.	.	.	.	.	.	.
Mannie Wellington	8	1	.	1	.	.	.	.	.	.	.	.	.
Chris Cook	11	1	.	1	.	.	.	.	.	.	.	.	.
Chance Attaway	10	1	.	1	.	.	.	.	.	.	.	.	.
Shelton Penrow	4	1	.	1	.	.	.	.	.	.	.	.	.
Josh Padrick	12	.	1	1	.	.	.	.	.	.	.	.	.
Brian Ausgood	5	1	.	1	.	.	.	.	.	.	.	.	.
Ashlyn Parker	12	.	1	1	.	.	.	.	.	.	.	.	.
Artis Warthen	3	1	.	1	.	.	.	.	.	.	.	.	.
Dustin Gibson	12	1	.	1	.	.	.	.	.	.	.	.	.
Total	12	489	335	824	98-341	25-176	11-145	40	5	6-0	9	2	.
Opponents	12	423	213	636	82.0-324	32-221	15-91	38	9	11-21	13	4	1

## 2006 HONORS

- DE Antwan Barnes - First-team All-Sun Belt Conference
- LB Alexander Bostic III - First-team All-Sun Belt Conference
- LB Keyonvis Bouie - First-team All-Sun Belt Conference; SBC Defensive Player of the Year
- QB Josh Padrick - Honorable mention All-Sun Belt Conference
- WR Ashlyn Parker - Honorable mention All-Sun Belt Conference
- DB/KR Lionell Singleton - Honorable mention SportsIllustrated.com All-America; Second-team All-Sun Belt Conference
- TE Samuel Smith - First-team All-Sun Belt Conference
- WR Chandler Williams - Second-team All-Sun Belt Conference

# 2006 GAME-BY-GAME STATISTICS

## FLORIDA INTERNATIONAL STATISTICS

Date	Opponent	---RUSHING---				--RECEIVING--				-----PASSING-----				--KICK RET--				--PUNT RET--				All Purp		
		No.	Yds	TD	Lg	No.	Yds	TD	Lg	Cmp	Att	Int	Yds	TD	Lg	No	Yds	TD	Lg	No	Yds		TD	Lg
Aug 31, 2006	at Middle Tennessee	25	97	1	18	22	150	0	20	22	39	0	150	0	20	2	31	0	19	3	-5	0	0	293
Sep 09, 2006	at South Florida	31	24	0	5	20	238	1	27	20	33	1	238	1	27	1	7	0	7	1	82	1	82	365
Sep 16, 2006	BOWLING GREEN	28	187	3	80	14	145	0	47	14	23	3	145	0	47	6	203	1	98	2	18	0	18	579
Sep 23, 2006	at Maryland	19	89	0	52	15	221	1	89	15	34	1	221	1	89	1	19	0	19	4	32	0	13	374
Sep 30, 2006	ARKANSAS STATE	19	9	1	11	18	177	0	25	18	35	3	177	0	25	4	68	0	27	1	5	0	5	284
Oct 07, 2006	at North Texas	35	75	0	27	29	248	1	24	29	43	0	248	1	24	3	66	0	40	2	30	0	24	442
Oct 14, 2006	at Miami	31	28	0	9	12	86	0	18	12	25	2	86	0	18	2	32	0	17	1	1	0	1	147
Oct 28, 2006	at Alabama	27	40	0	11	9	135	0	68	9	26	1	135	0	68	6	83	0	20	0	0	0	0	258
Nov 11, 2006	LOUISIANA-MONROE	21	10	0	11	19	200	0	42	19	36	1	200	0	42	4	81	0	29	1	12	0	12	303
Nov 18, 2006	LOUISIANA-LAFAYETTE	19	53	0	12	17	137	1	25	17	32	1	137	1	25	4	90	0	26	3	48	0	30	352
Nov 25, 2006	at Florida Atlantic	19	50	0	11	15	153	0	22	15	31	1	153	0	22	6	136	0	26	0	0	0	0	339
Dec 02, 2006	TROY	25	20	0	16	30	225	1	24	30	51	1	225	1	24	1	25	0	25	3	45	1	22	315
Totals		299	682	5	80	220	2115	5	89	220	408	15	2115	5	89	40	841	1	98	21	268	2	82	4051
Opponent		505	1839	15	52	168	1772	18	54	168	297	11	1772	18	54	22	497	0	38	34	514	3	76	4713

Games played: 12  
 Avg per rush: 2.3  
 Avg per catch: 9.6  
 Pass efficiency: 94.16  
 Kick ret avg: 21.0  
 Punt ret avg: 12.8  
 All purpose avg/game: 337.6  
 Total offense avg/gm: 233.1

Date	Opponent	-----TACKLES-----			--SACKS--		-FUMBLE-			Pass Blkd			--Kicks--XPTS--				Pts						
		Solo	Ast	Total	TFL	Yds	No	Yds	FF	FR	Yds	Int	Yds	QBH	Brk	Kick		Att	Mad	Run	Rcv	Saf	
Aug 31, 2006	at Middle Tennessee	43	8	51	9	0-44	6	37	0	0	0	1-20	0	1	0	1	0	0	0	0	0	0	6
Sep 09, 2006	at South Florida	39	13	52	6	0-25	0	0	0	1	0	2-14	0	3	0	3	2	0	0	0	0	0	20
Sep 16, 2006	BOWLING GREEN	58	6	64	10	0-27	3	5	0	0	0	2-26	0	3	0	4	4	0	0	0	0	0	28
Sep 23, 2006	at Maryland	40	44	84	11	0-31	4	20	0	0	0	1-13	4	6	0	1	1	0	0	0	0	0	10
Sep 30, 2006	ARKANSAS STATE	48	12	60	5	0-18	1	8	1	0	0	1-25	0	3	1	1	0	0	0	0	0	0	6
Oct 07, 2006	at North Texas	44	64	108	17	0-52	2	18	0	0	0	3-23	0	4	0	2	1	0	0	0	0	0	22
Oct 14, 2006	at Miami	37	12	49	8	0-23	2	11	1	1	0	0-0	0	2	0	0	0	0	0	0	0	0	0
Oct 28, 2006	at Alabama	25	38	63	5	0-20	1	8	1	0	0	0-0	1	3	0	0	0	0	0	0	0	0	3
Nov 11, 2006	LOUISIANA-MONROE	44	28	72	7	0-31	2	17	4	2	0	0-0	0	0	0	0	0	0	0	0	0	0	0
Nov 18, 2006	LOUISIANA-LAFAYETTE	40	44	84	8	0-28	4	16	1	1	0	1-24	0	5	0	1	1	0	0	0	0	0	7
Nov 25, 2006	at Florida Atlantic	36	38	74	7	0-25	1	11	0	0	0	0-0	0	2	0	0	0	0	0	0	0	0	0
Dec 02, 2006	TROY	35	28	63	5	0-17	2	7	1	1	0	0-0	0	8	1	2	1	0	0	0	0	0	13
Totals		489	335	824	98	0-341	28	158	9	6	0	11-145	5	40	2	15	10	0	0	0	0	0	115
Opponent		423	213	636	82	0-324	34	221	13	11	21	15-91	9	38	4	38	36	1	0	1	1	1	313

Date	Opponent	No	Yds	-----PUNTING-----						--FIELD GOALS--			-----KICKOFFS-----						
				Avg	Long	Blkd	TB	FC	50+	I20	Att	Made	Lg	Blkd	No	Yds	Avg	TB	OB
Aug 31, 2006	at Middle Tennessee	8	272	34.0	44	0	0	0	0	0	4	1	0	0	2	125	62.5	1	0
Sep 09, 2006	at South Florida	7	225	32.1	40	0	1	0	0	2	0	0	0	4	182	45.5	0	0	
Sep 16, 2006	BOWLING GREEN	5	179	35.8	40	0	1	1	0	0	0	0	5	302	60.4	1	0		
Sep 23, 2006	at Maryland	8	335	41.9	61	0	0	0	3	4	1	26	0	3	189	63.0	0	0	
Sep 30, 2006	ARKANSAS STATE	4	152	38.0	45	0	0	0	0	0	1	0	0	2	126	63.0	0	1	
Oct 07, 2006	at North Texas	5	179	35.8	40	0	0	1	0	1	7	37	0	5	214	42.8	0	0	
Oct 14, 2006	at Miami	9	260	28.9	42	1	1	0	0	0	0	0	0	1	58	58.0	0	0	
Oct 28, 2006	at Alabama	9	290	32.2	49	1	0	0	0	1	1	37	0	2	79	39.5	0	0	
Nov 11, 2006	LOUISIANA-MONROE	5	207	41.4	47	0	0	2	0	0	0	0	0	1	51	51.0	0	0	
Nov 18, 2006	LOUISIANA-LAFAYETTE	9	338	37.6	51	0	2	0	2	2	0	0	0	2	108	54.0	0	0	
Nov 25, 2006	at Florida Atlantic	6	243	40.5	54	0	1	0	1	0	0	0	0	1	55	55.0	0	0	
Dec 02, 2006	TROY	8	210	26.2	39	0	0	1	0	0	0	0	0	2	94	47.0	0	0	
Totals		83	2890	34.8	61	2	6	5	6	14	11	5	37	0	30	1583	52.8	2	1
Opponent		59	2296	38.9	79	1	6	17	7	24	24	13	47	1	60	3584	59.7	18	0

# 2006 OPPONENT STATISTICS

## OPPONENT STATISTICS

Date	Opponent	--RUSHING--				--RECEIVING--				-----PASSING-----				--KICK RET--				--PUNT RET--				All Purp		
		No.	Yds	TD	Lg	No.	Yds	TD	Lg	Cmp	Att	Int	Yds	TD	Lg	No.	Yds	TD	Lg	No.	Yds		TD	Lg
Aug 31, 2006	at Middle Tennessee	35	92	1	33	11	83	0	18	11	18	1	83	0	18	1	20	0	20	3	6	0	5	201
Sep 09, 2006	at South Florida	34	123	1	20	15	174	1	29	15	28	2	174	1	29	2	35	0	20	3	129	1	76	461
Sep 16, 2006	BOWLING GREEN	45	161	1	26	18	242	2	30	18	34	2	242	2	30	4	89	0	37	2	20	0	10	512
Sep 23, 2006	at Maryland	40	117	0	17	17	158	2	21	17	30	1	158	2	21	3	93	0	35	5	75	0	37	445
Sep 30, 2006	ARKANSAS STATE	47	222	4	30	10	108	0	44	10	22	1	108	0	44	1	38	0	38	2	19	0	14	415
Oct 07, 2006	at North Texas	55	108	0	26	19	161	1	40	19	32	3	161	1	40	4	81	0	32	4	45	0	24	395
Oct 14, 2006	at Miami	29	90	1	16	17	189	4	54	17	26	0	189	4	54	1	34	0	34	3	47	0	21	360
Oct 28, 2006	at Alabama	30	107	1	33	14	117	2	24	14	24	0	117	2	24	0	0	0	0	5	81	1	65	339
Nov 11, 2006	LOUISIANA-MONROE	47	162	2	31	15	184	2	51	15	18	0	184	2	51	1	7	0	7	1	5	0	5	384
Nov 18, 2006	LOUISIANA-LAFAYETTE	55	270	2	52	8	84	0	31	8	20	1	84	0	31	2	42	0	26	1	1	0	1	397
Nov 25, 2006	at Florida Atlantic	45	142	2	20	15	219	2	34	15	22	0	219	2	34	1	25	0	25	2	20	0	14	406
Dec 02, 2006	TROY	43	245	0	37	9	53	2	20	9	23	0	53	2	20	2	33	0	18	3	66	1	48	398
Opponent totals		505	1839	15	52	168	1772	18	54	168	297	11	1772	18	54	22	497	0	38	34	514	3	76	4713
Fla. International		299	682	5	80	220	2115	5	89	220	408	15	2115	5	89	40	841	1	98	21	268	2	82	4051

Games played: 12  
 Avg per rush: 3.6  
 Avg per catch: 10.5  
 Pass efficiency: 119.28  
 Kick ret avg: 22.6  
 Punt ret avg: 15.1  
 All purpose avg/game: 392.8  
 Total offense avg/gm: 300.9

Date	Opponent	-----TACKLES-----			--SACKS--		--FUMBLE--			Pass Blkd			--Kicks--XPTS--				Pts					
		Solo	Ast	Total	TFL	Yds	No	Yds	FF	FR	Yds	Int	Yds	QBH	Brk	Kick		Att	Mad	Run	Rcv	Saf
Aug 31, 2006	at Middle Tennessee	39	14	53	8.0	24	2	15	3	1	0	0	0	6	0	1	1	0	0	0	0	7
Sep 09, 2006	at South Florida	46	4	50	9.0	26	3	14	0	1	0	1	0	3	0	3	3	0	0	0	0	21
Sep 16, 2006	BOWLING GREEN	42	1	43	7.0	34	3	27	1	1	9	3	0	1	0	4	3	0	0	0	0	33
Sep 23, 2006	at Maryland	25	24	49	6.0	17	0	0	0	0	0	1	2	3	2	2	2	0	0	0	0	14
Sep 30, 2006	ARKANSAS STATE	34	4	38	7.0	32	3	25	1	1	0	3	28	0	4	1	4	4	0	0	0	31
Oct 07, 2006	at North Texas	34	62	96	6.0	21	4	16	2	2	0	0	0	0	0	1	0	0	1	0	1	25
Oct 14, 2006	at Miami	35	20	55	9.0	33	3	26	2	1	1	2	0	5	1	5	5	0	0	0	0	35
Oct 28, 2006	at Alabama	29	22	51	5.0	17	1	9	1	1	11	1	34	6	3	1	5	5	0	0	0	38
Nov 11, 2006	LOUISIANA-MONROE	38	12	50	8.0	37	4	25	3	2	0	1	26	0	4	0	5	5	0	0	0	35
Nov 18, 2006	LOUISIANA-LAFAYETTE	31	14	45	2.0	6	2	6	0	0	0	1	0	0	4	0	2	2	0	0	0	17
Nov 25, 2006	at Florida Atlantic	29	20	49	6.0	19	2	14	0	0	0	1	0	0	3	0	4	4	0	0	0	31
Dec 02, 2006	TROY	41	16	57	9.0	58	7	44	0	1	0	1	1	0	3	0	3	2	0	0	0	26
Opponent totals		423	213	636	82.0	324	34	221	13	11	21	15	91	9	38	4	38	36	1	0	1	313
Fla. International		489	335	824	98.0	341	28	158	9	6	0	11	145	5	40	2	15	10	0	0	0	115

Date	Opponent	-----PUNTING-----										--FIELD GOALS--			-----KICKOFFS-----				
		No	Yds	Avg	Long	Bkld	TB	FC	50+	I20	Att	Made	Lg	Bkld	No	Yds	Avg	TB	OB
Aug 31, 2006	at Middle Tennessee	9	391	43.4	79	0	0	5	1	4	1	0	0	2	111	55.5	0	0	
Sep 09, 2006	at South Florida	5	187	37.4	47	0	0	2	0	3	1	0	0	4	245	61.2	3	0	
Sep 16, 2006	BOWLING GREEN	4	188	47.0	61	0	1	0	1	1	2	2	38	0	6	367	61.2	0	0
Sep 23, 2006	at Maryland	7	298	42.6	60	0	1	1	3	3	1	0	0	3	171	57.0	1	0	
Sep 30, 2006	ARKANSAS STATE	3	123	41.0	50	0	1	0	1	0	3	1	19	1	6	334	55.7	2	0
Oct 07, 2006	at North Texas	4	169	42.2	52	0	1	0	1	1	9	5	39	0	4	159	39.8	0	0
Oct 14, 2006	at Miami	4	152	38.0	40	0	1	2	0	2	1	0	0	6	400	66.7	4	0	
Oct 28, 2006	at Alabama	6	209	34.8	44	0	0	4	0	5	1	1	46	0	7	423	60.4	1	0
Nov 11, 2006	LOUISIANA-MONROE	3	130	43.3	48	0	0	0	0	1	0	0	0	6	377	62.8	2	0	
Nov 18, 2006	LOUISIANA-LAFAYETTE	6	193	32.2	47	0	0	1	0	3	1	1	47	0	4	237	59.2	0	0
Nov 25, 2006	at Florida Atlantic	3	89	29.7	40	0	1	0	0	0	1	1	29	0	6	371	61.8	0	0
Dec 02, 2006	TROY	5	167	33.4	47	1	0	2	0	1	3	2	36	0	6	389	64.8	5	0
Opponent totals		59	2296	38.9	79	1	6	17	7	24	24	13	47	1	60	3584	59.7	18	0
Fla. International		83	2890	34.8	61	2	6	5	6	14	11	5	37	0	30	1583	52.8	2	1

2006 FIU INDIVIDUAL GAME HIGHS

Rushes	27	Julian Reams at North Texas (Oct 07, 2006)
Yards Rushing	169	A'mod Ned vs Bowling Green (Sep 16, 2006)
TD Rushes	2	Julian Reams vs Bowling Green (Sep 16, 2006)
Long Rush	80	A'mod Ned vs Bowling Green (Sep 16, 2006)
Pass attempts	51	Josh Padrick vs Troy (Dec 02, 2006)
Pass completions	30	Josh Padrick vs Troy (Dec 02, 2006)
Yards Passing	248	Josh Padrick at North Texas (Oct 07, 2006)
TD Passes	1	Josh Padrick at South Florida (Sep 09, 2006)
		Josh Padrick at Maryland (Sep 23, 2006)
		Josh Padrick at North Texas (Oct 07, 2006)
		Josh Padrick vs Louisiana-Lafayette (Nov 18, 2006)
		Josh Padrick vs Troy (Dec 02, 2006)
Long Pass	89	Josh Padrick at Maryland (Sep 23, 2006)
Receptions	11	Samuel Smith at Middle Tennessee (Aug 31, 2006)
		Chandler Williams vs Troy (Dec 02, 2006)
Yards Receiving	129	Chandler Williams at South Florida (Sep 09, 2006)
TD Receptions	1	Samuel Smith at South Florida (Sep 09, 2006)
		Samuel Smith at Maryland (Sep 23, 2006)
		Andy Anderson at North Texas (Oct 07, 2006)
		John Ellis vs Louisiana-Lafayette (Nov 18, 2006)
		Chandler Williams vs Troy (Dec 02, 2006)
Long Reception	89	Samuel Smith at Maryland (Sep 23, 2006)
Field Goals	3	Dustin Rivest at North Texas (Oct 07, 2006)
Long Field Goal	37	Dustin Rivest at North Texas (Oct 07, 2006)
		Dustin Rivest at Alabama (Oct 28, 2006)
Punts	9	Chris Patullo vs Louisiana-Lafayette (Nov 18, 2006)
Punting Avg	41.9	Chris Cook at Maryland (Sep 23, 2006)
Long Punt	61	Chris Cook at Maryland (Sep 23, 2006)
Long Punt Return	82	Chandler Williams at South Florida (Sep 09, 2006)
Long Kickoff Return	98	Lionell Singleton vs Bowling Green (Sep 16, 2006)
Tackles	20	Keyonvis Bouie at Alabama (Oct 28, 2006)
Sacks	4.0	Antwan Barnes at Middle Tennessee (Aug 31, 2006)
Tackles For Loss	5.5	Keyonvis Bouie at North Texas (Oct 07, 2006)
Interceptions	2	Singleton, Lionell vs Bowling Green (Sep 16, 2006)

FIU TEAM GAME HIGHS

Rushes	35	at North Texas (Oct 07, 2006)
Yards Rushing	187	vs Bowling Green (Sep 16, 2006)
Yards Per Rush	6.7	vs Bowling Green (Sep 16, 2006)
TD Rushes	3	vs Bowling Green (Sep 16, 2006)
Pass attempts	51	vs Troy (Dec 02, 2006)
Pass completions	30	vs Troy (Dec 02, 2006)
Yards Passing	248	at North Texas (Oct 07, 2006)
Yards Per Pass	7.2	at South Florida (Sep 09, 2006)
TD Passes	1	at South Florida (Sep 09, 2006)
		at Maryland (Sep 23, 2006)
		at North Texas (Oct 07, 2006)
		vs Louisiana-Lafayette (Nov 18, 2006)
		vs Troy (Dec 02, 2006)
Total Plays	78	at North Texas (Oct 07, 2006)
Total Offense	332	vs Bowling Green (Sep 16, 2006)
Yards Per Play	6.5	vs Bowling Green (Sep 16, 2006)
Points	28	vs Bowling Green (Sep 16, 2006)
Sacks By	6	at Middle Tennessee (Aug 31, 2006)
First Downs	19	vs Troy (Dec 02, 2006)
Penalties	12	vs Arkansas State (Sep 30, 2006)
Penalty Yards	121	vs Arkansas State (Sep 30, 2006)
Turnovers	4	vs Bowling Green (Sep 16, 2006)
		vs Arkansas State (Sep 30, 2006)
Interceptions By	3	at North Texas (Oct 07, 2006)

100-YARD PERFORMANCES

<b>Rushing</b>	
<b>Bowling Green</b>	
A'mod Ned	16-169
<b>Receiving</b>	
<b>South Florida</b>	
Chandler Williams	10-129
<b>Maryland</b>	
Samuel Smith	2-104
<b>Alabama</b>	
Jeremy Dickens	4-100

SCORING IN THE RED ZONE

	FIU	Opp.
Times	24	50
Scores	12	38
Touchdowns	7	29
Field Goals	5	9
Turnovers	3	3
Missed Field Goals	4	5
Interceptions	3	1
Fumbles Lost	0	2
Lost on Downs	4	3
Game/Half Ended	1	1

THIRD-DOWN CONVERSIONS

	FIU	Opp.
Middle Tennessee	4/16	2/14
South Florida	5/16	4/12
Bowling Green	3/11	10/18
Maryland	4/14	6/14
Arkansas State	2/10	5/12
North Texas	3/18	5/21
Miami	3/14	3/10
Alabama	3/15	3/13
Louisiana-Monroe	2/12	10/16
Louisiana-Lafayette	1/12	8/17
Florida Atlantic	2/10	9/14
Troy	7/18	3/12

FOURTH-DOWN CONVERSIONS

	FIU	Opp.
Middle Tennessee	3/3	0/0
South Florida	0/2	1/2
Bowling Green	2/2	1/2
Maryland	1/1	0/0
Arkansas State	0/3	1/1
North Texas	0/3	3/4
Miami	1/1	0/1
Alabama	0/1	2/3
Louisiana-Monroe	0/3	0/1
Louisiana-Lafayette	0/1	0/1
Florida Atlantic	0/2	0/1
Troy	0/2	0/2

NON-OFFENSIVE SCORES (5)

South Florida	Punt Return
	Interception Return
Bowling Green	Kickoff Return
North Texas	Interception Return
Troy	Blocked Punt Return

2006 OPPONENT INDIVIDUAL GAME HIGHS

Rushes	38	Jamario Thomas at North Texas (Oct 07, 2006)
Yards Rushing	172	Tyrell Fenroy vs Louisiana-Lafayette (Nov 18, 2006)
TD Rushes	2	Travis Hewitt vs Arkansas State (Sep 30, 2006)
		Calvin Dawson vs Louisiana-Monroe (Nov 11, 2006)
		Tyrell Fenroy vs Louisiana-Lafayette (Nov 18, 2006)
Long Rush	52	Tyrell Fenroy vs Louisiana-Lafayette (Nov 18, 2006)
Pass attempts	30	S. Hollenbach at Maryland (Sep 23, 2006)
Pass completions	17	S. Hollenbach at Maryland (Sep 23, 2006)
Yards Passing	185	Anthony Turner vs Bowling Green (Sep 16, 2006)
TD Passes	3	Kyle Wright at Miami (Oct 14, 2006)
Long Pass	54	K. Freeman at Miami (Oct 14, 2006)
Receptions	10	Johnny Quinn at North Texas (Oct 07, 2006)
Yards Receiving	106	Tauras Johnson at South Florida (Sep 09, 2006)
TD Receptions	2	L. Leggett at Miami (Oct 14, 2006)
Long Reception	54	Shields,S., at Miami (Oct 14, 2006)
Field Goals	5	Denis Hopovac at North Texas (Oct 07, 2006)
Long Field Goal	47	Drew Edmiston vs Louisiana-Lafayette (Nov 18, 2006)
Punts	9	Colby Smith at Middle Tennessee (Aug 31, 2006)
Punting Avg	47.0	Alonso Rojas vs Bowling Green (Sep 16, 2006)
Long Punt	79	Colby Smith at Middle Tennessee (Aug 31, 2006)
Long Punt Return	76	Ean Randolph at South Florida (Sep 09, 2006)
Long Kickoff Return	38	B. Thompkins vs Arkansas State (Sep 30, 2006)
Tackles	12	Aaron Weathers at North Texas (Oct 07, 2006)
Sacks	2.0	George Selvie at South Florida (Sep 09, 2006)
		Kenny Mainor vs Troy (Dec 02, 2006)
Tackles For Loss	5.0	George Selvie at South Florida (Sep 09, 2006)
Interceptions	2	J. Sanderson vs Bowling Green (Sep 16, 2006)

OPPONENT TEAM GAME HIGHS

Rushes	55	at North Texas (Oct 07, 2006)
		vs Louisiana-Lafayette (Nov 18, 2006)
Yards Rushing	270	vs Louisiana-Lafayette (Nov 18, 2006)
Yards Per Rush	5.7	vs Troy (Dec 02, 2006)
TD Rushes	4	vs Arkansas State (Sep 30, 2006)
Pass attempts	34	vs Bowling Green (Sep 16, 2006)
Pass completions	19	at North Texas (Oct 07, 2006)
Yards Passing	242	vs Bowling Green (Sep 16, 2006)
Yards Per Pass	10.2	vs Louisiana-Monroe (Nov 11, 2006)
TD Passes	4	at Miami (Oct 14, 2006)
Total Plays	87	at North Texas (Oct 07, 2006)
Total Offense	403	vs Bowling Green (Sep 16, 2006)
Yards Per Play	5.4	at Florida Atlantic (Nov 25, 2006)
Points	38	at Alabama (Oct 28, 2006)
Sacks By	6	vs Troy (Dec 02, 2006)
First Downs	22	vs Bowling Green (Sep 16, 2006)
		at Florida Atlantic (Nov 25, 2006)
Penalties	10	at North Texas (Oct 07, 2006)
Penalty Yards	93	at North Texas (Oct 07, 2006)
Turnovers	3	at South Florida (Sep 09, 2006)
		at North Texas (Oct 07, 2006)
Interceptions By	3	vs Bowling Green (Sep 16, 2006)
		vs Arkansas State (Sep 30, 2006)