

USING THE VORTEX ENERGISER™

The Vortex Energiser (approx. 20 cm height, 18 cm greatest diameter) is a spiralling copper device. It contains highly energised water, which has been prepared using an innovative new process called implosion. Whilst this process is new to technology it is actually as ancient as the Universe.



Implosion is one of the fundamental processes behind nature. The Austrian Viktor Schauberg, the father of implosion technology saw implosion as the life generating principle and explosion as the life degenerating principle (Coats, 1996).



Because of the special water it contains, and its form, the Vortex Energiser acts as a cosmic antenna and amplifier which takes its energy directly from the Quantum Sea of Energy or Ether, a subtle form of energy which is all around us.

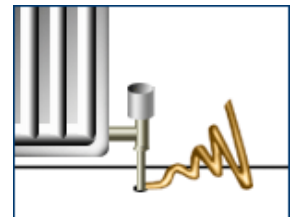
This means that no electrical power supply is required. Just placing the Vortex Energiser beside ordinary 'lifeless' water will cause it to become charged and healthy once again. Direct contact with water is not necessary as the energy is transferred by way of vibration. This process is similar to one tuning fork picking up the vibration of another tuning fork, even if the first one has not been struck. This is also called resonance.

The Vortex Energiser when attached to the domestic water inlet pipe, energises all the water in the house - instantly and constantly. There are no further maintenance requirements.

ATTACHMENT TO HEATING & COOLING SYSTEMS

Before you fix the Vortex Energiser permanently to the water mains pipe, we recommend you first use it on all closed heating and cooling systems, such as the central heating, the fridge and the freezer. Because these are closed systems, permanent fixture of the Vortex Energiser is not necessary. 24 hours is usually sufficient to transfer the energy permanently.

To energise the domestic central heating system lay the Vortex Energiser on the floor with the apex pointing at and touching a pipe coming down from one of the radiators. Leave the Vortex Energiser in this position for 24 hours, preferably with the heating on. This will ensure that the energy is taken on by the whole system.



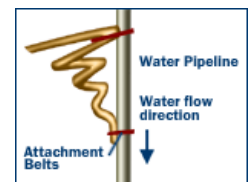
You may now like to do the same with your fridge and freezer. All food contains water and will benefit from being energised. This has shown to improve the taste and prolong the life of food and drinks. Simply put the Vortex Energiser in the fridge for 24 hours to transfer the energy to food stored within the fridge and to the cooling system. The energised cooling system will ensure that new food coming into the fridge will be energised even after the Vortex Energiser has been removed. You may also leave the Vortex Energiser touching one of the cooling pipes coming from the compressor for 24 hours.

Please do not place the Vortex Energiser in the freezer. Freezing does not affect the performance of the Vortex Energiser but may result in the rivets (which seal the pipe ends) being forced out by the expanding water.


You may carry out the same procedure with your car's cooling system or even submerge the Vortex Energiser in your garden pond or swimming pool. An energised car cooling system transfers life force into the car cabin via the heat exchanger.

ATTACHMENT TO MAIN WATER SUPPLY PIPE

After you have dealt with the closed heating and cooling systems we recommend that you attach the Vortex Energiser permanently to your drinking water system. You need the Vortex Energiser here at all times to ensure that new incoming water becomes energised. For maximum efficiency the Vortex Energiser needs to be fixed to the main pipe in such a way that its apex is in direct contact with the pipe. A convenient and simple way is shown in the drawing. The two straps provided are used to tie the apex and the top winding of the Vortex Energiser to the pipe.



This method of attachment works equally well for vertical and horizontal pipes. If this method of attachment doesn't work in your situation, having the apex of the Vortex Energiser touching the pipe as in the drawing on the previous page will work equally well.



In some types of accommodation, there may be more than one mains water supply pipe and pipes may be less accessible. In this case the Vortex Energiser can be placed in a position near the taps. In a bathroom for instance, water flowing into the sink, bath tub or shower takes on the energy from one centrally suspended Vortex Energiser. However, if energised water is required in the kitchen as well as bathroom, another Vortex Energiser will have to be installed.

The applications of the Vortex Energiser seem to be endless. So many uses can be found in the house, garden, office and in industrial applications. We invite you to experiment with the Vortex Energiser for yourselves.