



A PUBLICATION OF THE CEDAR FORK RIFLES, COMPANY I, SIXTH NORTH CAROLINA STATE TROOPS

### Captain's Comments



Greetings of the New Year to everyone! A special welcome is in order for the newest member of the Sixth NCST, young Master Bo Pierce. Unless you've been out of the loop lately, you're probably aware that Gary and Cindy are the

proud parents of a fit and healthy boy. Mom and son are doing well by last report and our sincere congratulations are extended to Gary and Cindy. Things should be interesting around camp at future events, to say the least!

Our annual planning and business meeting will be coming up shortly and I want to encourage you to put this on your calendar. Several reenacting events planned for this year are well into the development stage. The Averasboro event will be upon us before we know it. As a Company, we need to place some focus on this event at our business meeting. Early registration for the 145<sup>th</sup> Gettysburg is underway and I want to thank everyone who has expressed their intent to attend and has submitted their registration. To date, we have 18 men and 3 ladies signed up for this major event. A good number have indicated they will participate in the "march on Gettysburg" under Gen. King prior to the reenactment weekend. The march should be something quite special for those who make the trip. I'm personally looking forward to it!

The Christmas at the Capitol was well attended by the Company and I believe everyone had an enjoyable day. The weather was wonderful for early December, and although we didn't have a large spectator crowd, we were able to spend some quality time with those who did visit in camp. We were restricted from building a campfire at this event due to the statewide burning ban, so we lost a little bit of the aroma that our wood smoke typically provides. A big "Thank you" to everyone for helping us pull together a great lunch and for making it such an enjoyable year-end event.

Regarding our Business meeting schedule; please look elsewhere in this edition of *The Sentinel* for details about the date, time and

location of the meeting. Things are not quite nailed down at the time I'm putting this column together, but details should be finalized by the time it goes to press.

Let's keep beating the bushes regarding Averasboro and Gettysburg and work on a good turnout for both events. It goes without saying that due to the price of gasoline, we all should be in the car pooling mode. Not only does it save some gas, but it really provides a great opportunity to socialize and pass the time on long trips.


I look forward to seeing you in Raleigh for the Business Meeting.

With Regards,  
Cpt. Stan Morton Cmd'g. 



## NOTICE!

**6<sup>th</sup> NCST Business Meeting  
January 19, 2008**

The annual Cedar Fork Rifles Business meeting is scheduled for **January 19<sup>th</sup> at 9:30 am.** Due to a conflict with the celebration of Robert E. Lee's birthday, the Capitol will be unavailable for our use. Captain Morton has reserved a conference room at Progress Energy offices in Raleigh. The offices are located at **7001 Pinecrest Road in Raleigh.** Stan has asked that everyone park in the front of the building, adjacent to Pinecrest Road. No one will be able to enter the building without Stan to escort them in. Stan has also asked that everyone dress casually, and NOT in uniform, so as not to alarm anyone passing by. 

# 2007 Confederate Christmas at the Capitol

December 8, 2007

**C**ontinuing a tradition, the Cedar Fork Rifles held the Seventh Annual Christmas at the Capitol on December 8, 2007. The weather was unseasonably warm and the event was well attended, with close to 20 members present. Though there weren't a large number of spectators, it provided a great opportunity to relax and visit with fellow comrades-in-arms, as well as share a Christmas meal together. ☼



*'Tis the Season....!*



**F**irst Sergeant Rick Walton received the following letter from Diana Mauney with the State Capitol thanking the men of the Sixth for the recent Christmas Living History.

*On behalf of the North Carolina State Capitol Staff, I would like to express our most sincere thanks to the 6th North Carolina for providing the Confederate Christmas Living History program. The Capitol recorded over 1,000 visitors throughout the day.*

*This event provides a "window" into the past for visitors to see and experience Christmas through the eyes of a soldier far from home. Many wonderful compliments were received from our visitors for providing this program annually. All thanks to you and the troops!*

*Please mark your calendar for Saturday, April 26 for our annual "Occupied Raleigh" living history program, as well as Memorial Day and July 4th. I look forward to working with you in 2008!*

*Thank you again and I hope you have a happy and healthy new year! ☼*

# ***Doing the Kentucky Swing***

## *First Sergeant Rick Walton*

**A** guy could reenact his entire life and never be the front rank number 2 man. “What difference does that make...?” you might ask. When the order “Stack Arms” is given, it makes all the difference in the world! And chances are that at some point you have been or will be “the man”.

We’ve all watched some poor slob struggle with rifles that seem to have a mind of their own, trying to master this relatively simple maneuver. Perhaps you sympathized with him thinking that but for the luck of the draw, that could have been me. Or maybe you are one of the experts who always seem to get stuck in this slot and have mastered this by repetition. The bottom line is, - it is not what you could do or have done, it’s what you **should do** next time you are the pivot man and it’s time to stack arms.

### **Some History**

Hardee’s 1855 edition (which is what most sutlers sell and what you probably have in your haversack) used ramrods for stacking 2-banders so you can’t really read up on the way we stack arms in your trusty Hardee’s manual.

In 1861, Hardee entered into partnership with Mobile publisher S.H.Goetzel & Co. to produce an edition of his **Tactics** that included a revised manual of arms for the 3-band weapons commonly found in the Confederate army (and, of course what we use today). Goetzel advertised this edition as **Hardee’s Correct, Complete, Perfect, and Revised and Improved Infantry and Rifle Tactic**.

If you happen to have his revised edition, Hardee describes stacking arms with fixed bayonet (like we do in the field) in SCHOOL OF THE SOLDIER-PART III, section 5 (410-413).

Hardee’s 1861 **Infantry and Rifle Tactic** (Goetzel edition) is available on-line at Leonard Jones’ Drill Network at <http://home.att.net/~MrsMajor/1862.htm>.

Whether you read it or learn by experience, stacking arms using this method is something we should practice during every drill.

A quick search on the web reveals that Hardee’s method of stacking for 3-banders, using the bayonets, has an interesting history. Many reenactors call this method the "Kentucky Swing," mainly because an original source was thought to be 1861 manual of arms

for the Kentucky State Guard.

The State of North Carolina also adopted this revised 7th edition of **Hardee’s Rifle and Infantry Tactics** as the official North Carolina Drill Manual and had the official state publisher (John Spelman) print it. In 1997, the 26th North Carolina published a limited reprint of the North Carolina Drill Manual from an original copy found in the state archives. This work is itself out of print, and becoming somewhat of a collectible in its own right.

The original text of the 1855 manual had never been copyrighted, however, and eager publishers in the Confederate States printed innumerable copies of their own “wildcat” edition of the 1855 manual. While it is not improbable that many Confederate officers purchased these locally printed editions, living historians who wish to accurately portray Confederate troops of the Army of Tennessee who were trained under the direct supervision of “Old Reliable” himself should use the 7th (revised) Edition, and not the pre-war 1855 version.

While there are numerous reprinted editions of the 1855 Hardee’s (like the Confederate of old, the re-enacting press has taken generous advantage of the lack of copyright), reprints of the Goetzel edition of **Hardee’s Rifle and Infantry Tactics** are very limited. In October 2004, Ken Mink produced an authentic copy of the Goetzel edition in two volumes which is still available from a variety of vendors. For a printed reference copy and for living history use, this version is highly recommended.

### **How it works**

Basically, this method hooks the shanks of the bayonets together, and locks them by swinging the butt of one of the muskets out to the front. This puts the swinger to the front, out of the way when you face and march off and results in a very stable musket stack.

There are a couple of not-so-secret tips that will help you master this maneuver.

1. Grasp the muskets between the middle and lower bands and raise them up.
2. Hook the bayonets - right over left.
3. Don’t move your feet.
4. Don’t lean forward on tippy-toes, like you’re standing on a ledge.
5. Twist at the waist when presenting to the Number One man.
6. Place the stack right in front of you, don’t bend over and reach out.

*continued on page 4*

Now – let's look at Hardee's work and put these tips to use. Each group of four men, front and rear ranks Numbers One and Two (the "comrades-in-battle" of skirmishing), forms a separate stack. In detail, the stack is formed as follows, as described in Hardee's. I have **highlighted** some of Hardee's words to reinforce an important point. (**Note: my tips and comments are in bold italics**)

The men being at order arms, the instructor will command: Stack - ARMS.

**First Motion** - At this command, **Number Two of the front rank** will pass his piece before him, seize it with the **left hand about the middle band (tip 1)**, slope it across the body, barrel to the rear, the butt three inches above the right toe of the man on his left, muzzle six inches to the right of his shoulder (para. 410).

**Second Motion** – Number Two of the rear rank will turn his piece, lock square to the front, and pass it to his front rank man. (**hint: don't just hand it forward, pre-position it for the front rank #2 man and hold it UP so it's not dragging the ground**). The front rank #2 man will seize it with his **right hand about the middle band (tip 1)** and incline it forward, resting the neck of the bayonet on that of his own bayonet and close to the blade. (**Tip 2- right over left, Tip 5- It doesn't explicitly say this, but you should turn slightly at the waist, to face #1 man, without moving your feet**).

Number One of the front rank will turn the barrel of his piece square to the front, slope it across the body, place the neck at his bayonet, above the necks, and between the blades of the other two bayonets, (**in other words, stick it in the "V"**) holding the piece with the **right hand at the middle band**, the butt three inches from the ground in front of his right toe (para. 411).

**Third Motion** - Number Two of the front rank will throw (**the Swing in Kentucky Swing**) the butt of the rear rank man's piece about **30 inches** to the front, at the same time resting the butt of his own piece on the ground on the left, and a **little in rear of his left toe (Tip 3- don't move your feet)**. At the same instant, **Number One of the front rank** will rest the butt of his piece on the ground a little **in front of his right toe (Tip 4 & 6- no need to lean over)**. Number One of the rear rank will incline his piece on the stack thus formed (para. 412). [File closers pass their pieces forward to lean their muskets against the nearest stack, without waiting for command to do so.]

**To Resume Arms** - Both ranks being reformed in rear of their stacks, the instructor will command: Take -- ARMS. At this command Number One of the rear rank will retake his piece [file closers will also retake their

leaners, if they did not do so upon falling in]. Number Two of the front rank will seize his own piece with his left hand, at the **middle band**, and his rear rank man's piece in the same manner in his right hand; and Number One of the front rank will seize his piece with his right hand in the same manner. These two men will raise the stack, bring the butts toward each other, and disengage the bayonets. Number Two of the rear rank will receive his piece from his front rank man, and all will resume the position of ordered arms (para. 415).

Note that the Front Rank Number Two does most of the work. Practice in this method makes it easy to form a very steady arms stack in a few seconds.

## Conclusions


There is evidence that Hardee instituted the revisions to his manual of arms beginning with the forces under his command in 1861.

It is quite probable that Hardee's revisions received wide dissemination, particularly in the Western theatre, due to Hardee's early assignments.

Hardee's revisions were also taught in the East. North Carolina published an edition, by order of the Governor, for the use of North Carolina troops. This edition was almost a verbatim copy of Goetzl's version, complete with all the revisions for 3-banders. Original copies of Goetzl's manual have also been identified as being used in the East.

In addition, all officers who had been at West Point since 1855 were intimately familiar with Hardee's methods, as his new drill manual was first tested there in 1854. Hardee himself was Commandant of Cadets from 1856-1860, during which period his manual was the primary infantry drill instruction. Even the Virginia Military Institute cadets were familiar with Hardee's drill after his visit to their annual examination in July 1860. Adopting Hardee's revised manual of arms would have been a simple procedure for those already familiar with his 1855 manual.

In conclusion, it appears that the infantry drill manual of choice in the Confederate army was **Hardee's Tactics**. In the almost total absence of period sources specifically naming other manuals, Hardee's was the most likely taught throughout the Southern military.

For the complete article that much of this information was taken from, please see **Manual of Arms for Infantry: A Re-examination** By Geoff Walden & Dom Dal Bello. I found it at <http://www.ceusolutions.info/Tenn14.html> 

# ***Down the Valley: Campaign Report***

*Private Marc Cheek*

Though the Sixth NC State Troops didn't have a large contingent to make the trip to Cedar Creek for the *Down the Valley* event, the few of us who did make the trek had a great time. The event itself was rather small in scope, being limited to 2000 reenactors, and at times it seemed a bit disorganized, but the weekend still managed to provide some exciting moments. *Down the Valley* was the 145<sup>th</sup> reenactment of Jackson's Shenandoah Valley campaign, as he marched up and down the Valley, outmaneuvering the opposing Federals. Jackson's forces were traveling light, and as such, we didn't have much more than what we could carry in our knapsacks. It definitely wasn't a typical reenactment – there were no tents (for the most part) and no commissary, but that in itself helped make it a memorable weekend.

Though it was hoped there would have been a larger turnout, in the end, we barely had a group of comrades-in-arms. In attendance were First Sergeant Rick Walton, Private Stan Morton, myself, John Hutton, and two of John's former students; Corey Conner and John Knuth. Corey had previously participated in the event at Fort Anderson in 2006 and subsequently officially joined the Cedar Fork Rifles, while John was a green recruit who would "see the elephant" for the first time at DTV. First Sergeant Walton, John, Corey and I met Captain/Private Morton in Roxboro and made the long, scenic trip through the Shenandoah Valley to Cedar Creek. John Hutton was traveling alone and joined us at the event – and conveniently missing drill... The journey to any event is always more enjoyable when carpooling with comrades-in-arms, and this was no exception. After a detour to the New Market battleground, we finally arrived on site and after a quick check-in at the registration table, soon found the 26th NC and our campsite. The 26th was camping *sans* tents, but we had brought the company fly and erected it a bit out of

the way. It was large enough to accommodate everyone underneath, and just enough to keep the dew off of us in the mornings. After getting the tent up and unloading our gear, we got a bite to eat at a Middletown eatery/pub. Back at camp, the night's entertainment was provided by the new recruits and their attempt at building a campfire.... After several failed attempts, Corey and John finally got a respectable fire going – with a little help and guidance. The long ride from North Carolina had tired everyone out and everyone was asleep at a fairly early hour.

Upon awakening on Saturday morning, Stan proved his versatility as a cook and provided us with a hearty breakfast of ham and eggs (though the eggs ended up a decidedly odd gray color...). Again, since we were portraying a moving force, rations were cooked and distributed for the midday meal, which would be eaten in the field from our haversacks. Predictably, Colonel Smith had the Legion troops drilling prior to battalion formation and the day's battle. Following company drills, battalion formation was called and we soon marched off. We marched off the battlefield and down the highway for about a mile before we eventually turned off onto a small dirt path bordered by heavy woods to either side. We finally got moving after a few fits and starts (mostly waiting for water), and as we continued down the path, pickets were sent out on either flank, while our company stayed to the path. It wasn't long before musket fire was heard, but being the center company, we never knew who initiated contact. The gunfire on the flanks got a little hotter and it wasn't long before the entire regiment was engaged with the Yankees in a right sharp skirmish. Our boys were pushing the Yanks hard and they continued to give way. We had them in a tight spot! In the heat of the battle, I lost track of the time, so I don't really know how long the tactical lasted, but we about had the Federals rolled up, when the tactical was ended. For me, it ended up being the highlight of the weekend.

Following the tactical, we marched ahead a short ways to a clearing, stacked arms, and had lunch. We had quite a feast of ham, bread and cheese. Honestly after the drilling, march and tactical, I'm not sure I've ever had a better lunch. We had

*continued on page 6*



about an hour or so to eat and rest. Being rather warm, some of the boys decided to take a swim in the nearby creek, though with talk of a dead cow somewhere upstream, I question the wisdom of doing so... Finally though, the battalion reformed and we marched through the woods to come back onto the south side of the battlefield. Once back on the battlefield, we rested a bit more, while we were provided with much-needed water and ice. After sitting around a bit, we were finally marched up to our position. In passing the sutler tents, John Hutton finally appeared and quickly joined the ranks. We could see the enemy artillery off in the distance and the bluecoats massing across the hills. They finally marched up to our position and were engaged. I don't recall firing many shots, and it's my recollection that the battle didn't last very long. I don't know how the scripted battle was supposed to have occurred but I don't think things went as planned. I think just about everyone felt a bit disappointed with Saturday's spectator battle.

A pre-dawn battle had been planned for Sunday morning, but word came back Saturday evening that most everyone was too worn to have gone out again, so event organizers made the decision to cancel the action. Actually, I think most of our boys were in pretty good shape, but rumor was the Yankees had flat-out refused to fight Sunday morning. Regardless, since we were short on rations, we decided to head out to get a decent meal. I think everyone came back quite satisfied and we again passed the evening under the stars.

Sunday morning dawned with another breakfast meal of ham and eggs ala' Morton, and following that, we had a few hours of down-time before the spectator battle. We spent the morning relaxing in camp, but finally got first call to fall in. It was a much easier march than the previous day, and it wasn't long before we were heading towards the Yankee position. We took a heavy fire, and lost many men in the regiment (most conveniently not taking a hit until they were under the shade of a large tree!). Our ranks broke and retreated, but we were able to rally, regroup and go forward. Our boys poured a heavy fire into the Yankees and in the end, overwhelmed them. It ended a complete rout – as indeed did the First Battle of Winchester. With the end of the spectator battle, as we marched with the Legion past the spectators, Stan, Rick and I quickly fell out and headed to Stan's vehicle. We soon joined the usual confused scene of everyone trying to clear out of camp as quickly possible. All that remained was the long ride back home. Despite some of the organizational problems with the event, I believe most everyone had a good time. After all, even a not-so spectacular weekend at a reenactment beats most anything else! ☺



**The Sixth at Down the Valley**



**Confederate forces mass prior to Sunday's battle**

**K**ee in mind that the Company has a number of uniforms and accouterments as well as a musket that could be loaned out to prospective members. If you have a friend who would like to try reenacting for the weekend, we can outfit them, so bring them along. If you have spare "stuff" in the back of your closet or taking up room in your garage, consider donating it to the unit to help us outfit new members.

Please contact Captain Morton directly for additional details. ☺



**M**embers of the Sixth attended the Bentonville Living History and Tour with the 26<sup>th</sup> NC on October 12-14. Kevin Barnes presented the company with another superb silk flag – the 6<sup>th</sup> NC regimental flag. If you've not seen it, it's a fantastic recreation of the Sixth's Regimental flag! 🇺🇸



**For the second consecutive year, members of the Sixth attended the Seagrove Pottery Festival this past November. (above photo)**



**145<sup>th</sup> Sharpsburg – September Storm**

**T**he 145<sup>th</sup> Sharpsburg was considered the big event of 2008 and it didn't disappoint. While it wasn't a particularly large reenactment, it seemed to be a well-planned event. It was staged by the same folks who put on the *Down the Valley* event, and it was apparent that they learned from some of the issues that had plagued that weekend. *September Storm* had two great spectator battles and a good Saturday evening dusk tactical. Sixth members attending were Captain Stan Morton, First Sergeant Rick Walton, Corporal David Lanier, Private Jeff Morton, Private William O'Quinn, Private Marc Cheek and Private Zach Tyler. 🇺🇸



**R**egistration is already underway for two of the big Legion events for 2008, Averagesboro in March and 145<sup>th</sup> Gettysburg in July. If you haven't yet registered, there's still time. Following is information on the two events.

## ***Battle of Averagesboro – March 15-16 Averagesboro Battlefield***

**E**arly registration for the 143<sup>rd</sup> Averagesboro event must be received by February, 15, 2008. The registration form and waiver must be completed along with the \$8.00 registration fee and sent to:

**Averagesboro Battlefield Reenactment  
c/o Averagesboro Battlefield Commission  
P.O. Box 1811  
Dunn, N.C 28335**

Checks should be made out to: *Battle of Averagesboro Reenactment.*

Late/Walk-on Registration will cost \$10.00 and must be received by March 7 or turned in at the registration tent upon arrival.

The registration form and waiver can be found online at:

<http://www.averasboro.com/default.aspx?pid=50&text=for%20re-enactors%20only>

More event information should be available soon at the following link:

<http://www.averasboro.com/default.aspx?PID=48&Text=2008%20Re-enactment>



## ***145<sup>th</sup> Gettysburg Schedule of Events***

### **Friday, July 4**

11:00 am *The Devil's to Pay* – First day's struggle at Willoughby Run

6:00 pm *Holding the High Ground* – Defending East Cemetery Hill

### **Saturday, July 5**

11:00 am *Polished Sabres Dazzling in the Sun* – Cavalry Engagement Hanover Road

5:00 pm *Hold the Line* – Gallant Rally at the Klinge Farm

### **Sunday, July 6**

11:00 am *We Must Cross the Potomac to Virginia* – Calvary Battle Protecting the Retreat

3:00 pm *The High Tide Crashes in* – Pickett's Charge

There is additional information on the historical battles located on the event website.

<http://www.gettysburgreenactment.com/battle.htm>

Registration information is available at: <http://reenactor.gettysburgreenactment.com/index.htm>

Registration is \$20 up until March 15 and **no walk-ons will be accepted.**

**A**dditionally, Hood's Division, to which the Carolina Legion will be attached, will recreate Jubal Early's march into Gettysburg. The march will take place on Thursday, July 3<sup>rd</sup>, and will be less than one mile in length. Participation in the march is optional. Further information will be forthcoming.

## 2008 Upcoming Events


Jan. 19	Annual Business Meeting	TBD	
Feb. 22-24	Carolina Legion Camp of Instruction	Fuquay-Varina, NC	
Feb. 22-24	Carolina's Campaign – Averasboro	St. Paul's, NC	
Feb. 22-24	Battle of Forks Road	Wilmington, NC	
Feb. 22-24	Battle of Aiken	Aiken, SC	<a href="http://www.battleofaikensc.org/">http://www.battleofaikensc.org/</a>
Mar. 1-2	Battle of Roanoke Island	Roanoke Island, NC	<a href="http://www.roanokeisland.com/index.php?name=calendar">http://www.roanokeisland.com/index.php?name=calendar</a>
Mar. 8-9	Battle of Gamble's Hotel	Florence, SC	
Mar. 14-16	Legion: Battle of Averasboro	Averasboro, NC	<a href="http://www.averasboro.com/default.aspx?PID=48">http://www.averasboro.com/default.aspx?PID=48</a>
Apr. 4-6	145 <sup>th</sup> Chancellorsville	Windsor, Va.	<a href="http://www.145thchancellorsville.com/">http://www.145thchancellorsville.com/</a>
Apr.	Onslow County Living History	Richlands, NC	
Apr. 4-6	Legion: Battle of Latta Farm	near Charlotte, NC	<a href="http://www.lattaplantation.org/">http://www.lattaplantation.org/</a>
Apr. 25-27	Battle of Plymouth	Plymouth, NC	<a href="http://www.livinghistoryweekend.com/intro.htm">http://www.livinghistoryweekend.com/intro.htm</a>
Apr. 25-27	Battle of Fairview Church	Fountain Inn, SC	<a href="http://www.butlerguards.com/fairview/">http://www.butlerguards.com/fairview/</a>
Apr. 26	Federal occupation of Raleigh	NC Capitol	
May 3	Confederate Memorial Day	Oakwood Cemetery	
May 2-4	Legion: Chancellorsville Living History	Chancellorsville, Va.	
May 26	Memorial Day at N.C. Capitol	NC Capitol	
May 31-Jun 1	Battle in the Blue Ridge	Old Fort, NC	
July 3-6	Legion: 145 <sup>th</sup> Gettysburg	Gettysburg, Pa.	<a href="http://www.gettysburgreenactment.com/">http://www.gettysburgreenactment.com/</a>
July 4	Independence Day at N.C. Capitol	NC Capitol	
Aug. 22-24	Legion: Bennett Place Living History	Durham, NC	
Aug. 29-31	145 <sup>th</sup> Chancellorsville	Purcellville, Va.	<a href="http://www.enmitsburg.net/chancellorsville_2008/">http://www.enmitsburg.net/chancellorsville_2008/</a>
Sep. 6	Point Lookout pilgrimage	Point Lookout, Md.	<a href="http://www.plpow.com/">http://www.plpow.com/</a>
Oct. 3-5	Legion: Appomattox Court House LH	Appomattox, Va.	<a href="http://www.jebstuart.org/index.cfm">http://www.jebstuart.org/index.cfm</a>
Oct. 4-5	18 <sup>th</sup> Annual Jeb Stuart	Stuart, Va.	<a href="http://bristoe.1stminnd.org/">http://bristoe.1stminnd.org/</a>
Oct. 10-12	145 <sup>th</sup> Bristoe Station	Manassas, Va.	<a href="http://www.cedarcreekbattlefield.org/">http://www.cedarcreekbattlefield.org/</a>
Oct. 18-19	Battle of Cedar Creek	Middletown, Va.	
Oct. 25	Oakwood Lantern Tour	Oakwood Cemetery	
Nov. 1-2	Legion: Fort Branch	Hamilton, NC	<a href="http://www.fortbranchcivilwarsite.com/">http://www.fortbranchcivilwarsite.com/</a>
Nov. 8-9	Battle of Secessionville	Charleston, SC	
Nov. 15-16	Seagrove Pottery Festival	Seagrove, NC	
Dec. 6	Annual Confederate Christmas at the Capitol	NC Capitol	
TBD	6 <sup>th</sup> NCST Camp of Instruction	TBD	
TBD	Live Shoot (combine w/ COI?)	TBD	
TBD	Museum Trip	TBD	

Annual dues remain at \$25 and are payable to the Cedar Fork Rifles. **Reminder:** Members who are paid up will get 1 pound of powder at their first event and will receive a tin of percussion caps at their fourth event. Dues may be sent to Captain Morton at: **Stan Morton 8801 Boston Rd., Roxboro, NC 27573**

Did you know that our by-laws call for dues to be paid by February 15th to be considered an active member?  
Non-paid up members will be dropped from the email distribution list!

**A**s Captain Morton stated in his Commander's Column, unless you've been under a rock, you probably know by now that Gary and Cindy Pierce are the proud parents of a future reenactor, Bo Magnus Pierce. Bo was born December 18, 2007. The two photos were sent by Gary with the following comments.

*As you will be able to see, Bo was born with a full head of hair and a 4 inch beard. We took another picture of him after his face was shaved.*

Congratulations to Gary and Cindy on their healthy baby! 



## *THE CEDAR FORK SENTINEL*

**The official newsletter of the Cedar Fork Rifles – Company I, Sixth North Carolina State Troops**

[www.geocities.com/e6ncst/](http://www.geocities.com/e6ncst/)

*For information or submittal of articles, please send to the Editor at: [mgcheek@earthlink.net](mailto:mgcheek@earthlink.net)*