



HQ Devon & Somerset Wing ATC
Wyvern Barracks Barrack Road
EXETER EX2 6AR



Sqn Ldr John Parsons RAFVR(T)
Senior Wing Staff Officer

Telephone 01392 275173
Fax 01392 490238

Your Reference

Our Reference DSW/1057/Trg

Date: 14 Feb 08

To: Sqn's, D/F's & WSO's

WING ACTIVITIES WEEKEND – 27/28 SEP 08
FOOT & BANNER DRILL COMPETITIONS
RULES

1. To enable unit's adequate time to train and prepare for the above competitions please find enclosed the rules for the above events.
2. The rules for the Banner Drill are now in line with the Regional competition, and any queries or concerns over the rules should be directed to Warrant Officer Tonks, WWO or Warrant Officer Bird, DWWO.

J Parsons

.....
OIC Wing Activities Day

Enclosures:

1. Foot Drill Rules
2. Banner Drill Rules

Copy: HQ Devon & Somerset Wing ATC.

Officer Commanding
Wing President

Wing Commander Brian Wills-Pope RAFVR(T)
Air Chief Marshal Sir Michael Stear. KCB CBE DL MA FRAefRAF (Ret'd)

AIR CADET TRAINING INSTRUCTIONS

INSTRUCTION NO 119

AIR TRAINING CORPS DRILL COMPETITION

References:

- A. ACP 20B Air Cadet Administrative Instructions.
- B. ACP 19 Air Cadet Drill and Ceremonial.

1. General. The annual Corps Drill Competition comprises 2 parts: the formal uniform inspection and a set drill sequence. Each cadet will be marked individually during the formal uniform inspection and each drill movement by the squad is marked separately during the drill sequence. The overall winners will be the team achieving the highest marks from the totals of the formal uniform inspection and the drill sequences. These rules replace all previous drill competition rules. Any questions concerning these rules are to be directed to the Corps Drill WO through HQAC (TG2).
2. Drill Teams. Each Drill Squad should consist of a maximum of 12 cadets and a Cadet Drill Coordinator of any rank in command. Smaller squads may take part but will suffer a reduction in marks during the inspection marks as each cadet is marked individually. A maximum of 3 reserves may be included with the squad for the competition. Competing squads of less than 12 cadets will also incur a percentage reduction in overall marks awarded for the drill sequence.
3. Dress. Dress for participating drill squads is to be cadet standard dress iaw Reference A, Admin Instruction 204, Annexes C, G and H, with Wedgwood Blue shirts and black ties. Female cadets are to march in lace-up shoes. Court shoes are not to be worn. No modifications to standard dress are permitted. Studs or similar nails are not permitted on the soles of footwear. Inspection arrangements will be announced on the day. Judges and staff administering the drill competition are to wear No 1 HD without medals. Dress and other requirements for religious faiths, iaw AI 204, will be respected.
4. Drill Movements. The sequence shown in Annexes 2 and 3 are to be followed and all drill movements are to be carried out iaw Reference B. Particular attention is drawn to the following:
 - a. The correct words of command are to be given iaw Reference B, Chapter 1, Annex A.
 - b. Excessive stamping can be injurious and is to be avoided.
 - c. No marks will be awarded for movements carried out incorrectly or missed from the list at Annex B.
 - d. No adult staff member is permitted to participate in any way once the squad is on the parade ground.

5. Judging and Awards. The decisions of the judges are final and will not be discussed in detail. Marking will be according to the templates illustrated in Annexes A (Inspection) and C (Drill Sequence). The judges will be sought from the wider RAF and not from within the Corps. The winning drill squad will receive the Corps Drill Trophy (Pace Stick), to be retained for one year, and a certificate for retention by their Sqn. The best drill coordinator will also receive a certificate.

Annexes:

- A. Air Training Corps Drill Competition – Inspection Marking Sheet
- B. Air Training Corps Drill Competition – Drill Sequence Reference
- C. Air Training Corps Drill Competition – Drill Sequence Marking Sheet

AIR TRAINING CORPS DRILL COMPETITION - INSPECTION MARKING SHEET

Each Squad will be inspected according to the following criteria as defined in ACP20B ACTI 204.

SQN NO.		NCO IC	
---------	--	--------	--

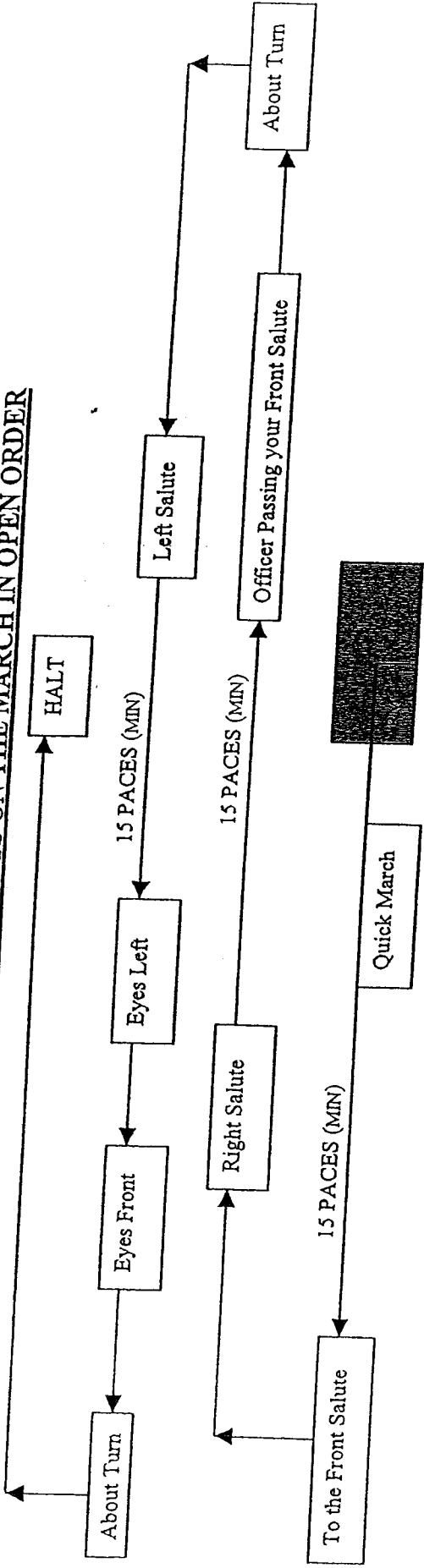
ITEM	INSPECTION GUIDELINES
Beret	Band is horizontal around the head, 25 mm above the eyebrows, misshapen, dirty, discoloured, holes, badge flat, badge backing.
Hair	Male - well trimmed, clear of ears, sideburns correct length. Female: well kept, hair clips and nets to be colour of hair, minimal size and discreet, free of loose hair.
Shave/ Make Up	Male: clean-shaven. Female: unobtrusive make-up, nail polish (if worn) pale pink or clear.
Shirt/ Tie	Collar clean, colour faded, buttons open, tie clean and not clip on, Windsor knot, no stuffed pockets.
Jumper	Discoloured, stitches pulled, dirty, rank/badges pressed tidy and correctly positioned.
Brassard	Clean, pressed, badges correctly positioned, badges sewn on tidily, cotton colour.
Trousers/ Skirt	Correct length, clean, pressed, threadbare, stains, no stuffed pockets.
Footwear	Clean and in good repair, laces straight across, welts blackened, no studs or sole nails. Males: black socks. Females: hose correct colour.
Jewellery	Rings, earrings (except sleepers), neck chains, watches – should not be worn.

MAXIMUM SCORE PER CADET = 10

NCO	1	2	3	4	5	6	7	8	9	10	11	12	Total

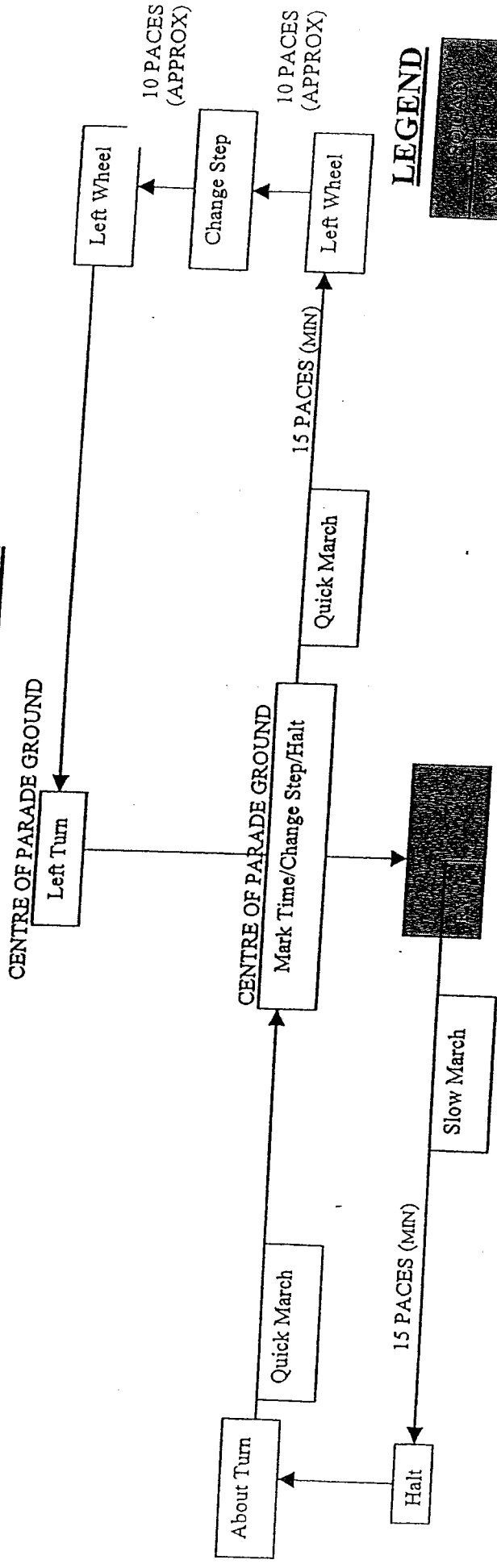
<u>Total Inspection</u> <u>(Max 130)</u>	<u>Judges Overall</u> <u>Impression (Max 20)</u>	<u>Total (Max 150)</u>

MOVEMENTS ON THE MARCH IN OPEN ORDER



START POSITION IN MIDDLE OF PARADE GROUND

MOVEMENTS ON THE MARCH IN CLOSE ORDER



START POSITION IN MIDDLE OF PARADE GROUND

LEGEND



RM = Right Marker

AIR TRAINING CORPS DRILL COMPETITION - DRILL SEQUENCE REFERENCE

1. Inspection. The inspection is to be carried out at a separate location before squads march on to the parade ground. This may be done if required by a separate judge or judges to those marking the sequence on the parade ground.
2. Words of Command. Full introductory commands do not need to be used, as squads should be trained to the required standard for the competition. The introductory words of command may be replaced with "Squad"
3. March On. When instructed, the squad is march on to the centre of the parade ground turned into line, dressed, then the Drill Coordinator smartly reports to the senior judge:

(Number) (Name) Squadron, permission to carry out drill sequence, Sir/Ma'am

START OF SEQUENCE

4. From this point all drill movements are marked.

Action No.	MOVEMENTS AT THE HALT IN SINGLE RANK	Ref ACP 19
1	Marker	Ch7, p6
2	Tallest on the Right, Shortest on the Left, in Single Rank-Size	Ch7, p7
3	Squad-Number	Ch7, p8
4	Odd Numbers, Two paces Step Forwards-March	Ch7, p9
5	No 1 Stand Fast, Ranks, Right and Left-Turn	Ch7, p9
6	Form Squad, Quick-March	Ch7, p10
7	Right-Dress & Eyes-Front	Ch3, p18
Action No.	MOVEMENTS AT THE HALT IN OPEN ORDER	Ref ACP 19
8	Open Order-March	Ch3, p23
9	Right-Dress & Eyes-Front	Ch3, p18
10	Move to the Right, Right-Turn	Ch3, p27
11	About-Turn	Ch3, p30
12	Into Line, Left-Turn	Ch3, p27
13	About-Turn	Ch3, p30
14	Stand at-ease	Ch3, p4
15	Squad Squad-Shun	Ch3, p8
16	Move to the Right, Right In-cline	Ch3, p28
17	To the Front-Salute	Ch3, p32
18	To the Left-Salute	Ch3, p34
19	To the Right-Salute	Ch3, p34
20	Move to the Right, Right In-cline	Ch3, p28

Action No.	MOVEMENTS ON THE MARCH IN OPEN ORDER	Ref ACP 19
21	By the Left, Quick-March	Ch4, p1
22	To the Front-Salute	Ch4, p22
23	To the Right-Salute	Ch4, p24
24	An Officer passing your Front-Salute	Ch4, p25
25	About-Turn	Ch4, p16
26	To the Left-Salute	Ch4, p24
27	Eyes-Left & Eyes-Front	Ch4, p26
28	About-Turn	Ch4, p16
29	Squad-Halt (in the middle of the parade ground)	Ch4, p2
30	Into line, Right-Turn	Ch3, p27
31	Close Order-March	Ch3, p24
32	Right-Dress & Eyes-Front	Ch3, p18
Action No.	MOVEMENTS ON THE MARCH IN CLOSE ORDER	Ref ACP 19
33	3 Paces Right Close-March	Ch4, p19
34	3 Paces Step Backwards-March	Ch4, p17
35	5 Paces Left Close-March	Ch4, p19
36	Move to the Right, Right-Turn	Ch3, p27
37	By the Left, Slow-March	Ch4, p28
38	Squad-Halt	Ch4, p29
39	About-Turn	Ch3, p30
40	By the Right, Quick-March	Ch4, p1
41	Mark-Time	Ch4, p3
42	Change-Step	Ch4, p7
43	Squad-Halt	Ch4, p5
44	By the Right, Quick-March	Ch4, p1
45	Left-Wheel	Ch7, p24
46	Change-Step	Ch4, p8
47	Left-Wheel	Ch7, p24
48	Into Line, Left-Turn	Ch7, p23
49	Squad-Halt	Ch4, p2
50	Right-Dress & Eyes-Front	Ch3, p18

MARCH OFF

5. At this point the Drill Coordinator is to report to the senior judge that the sequence is complete:

(Number) (Name) Squadron, drill sequence is complete, Sir/Ma'am

The senior judge is to instruct the Drill Coordinator to march the squad off the parade ground.

AIR TRAINING CORPS DRILL COMPETITION – DRILL SEQUENCE MARKING SHEET

SQUAD NO:		NCO i/c:	
------------------	--	-----------------	--

Action No.	Movement	Mark (Max 10)
1	Marker	
2	Tallest on the Right, Shortest on the Left, in single Rank-Size	
3	Squad-Number	
4	Odd Numbers, Two Paces Step Forwards-March	
5	No 1 Stand Fast, Ranks, Right and Left-Turn	
6	Form Squad, Quick-March	
7	Right-Dress & Eyes-Front	
8	Open Order-March	
9	Right-Dress & Eyes-Front	
10	Move to the Right, Right-Turn	
11	About-Turn	
12	Into Line, Left-Turn	
13	About-Turn	
14	Stand at-ease	
15	Squad-Shun	
16	Move to the Right, Right In-cline	
17	To the Front-Salute	
18	To the Left-Salute	
19	To the Right-Salute	
20	Move to the Right, Right In-cline	
21	By the Left, Quick-March	
22	To the Front-Salute	
23	To the Right-Salute	
24	An Officer Passing your Front-Salute	
25	About-Turn	

Action No.	Movement	Mark (Max 10)
26	To the Left-Salute	
27	Eyes-Left, Eyes-Front	
28	About-Turn	
29	Squad-Halt (middle of parade ground)	
30	Into line, Right-Turn	
31	Close Order-March	
32	Right-Dress & Eyes-Front	
33	3 Paces Right Close-March	
34	3 Paces Step Backwards-March	
35	5 Paces Left Close-March	
36	Move to the Right, Right-Turn	
37	By the Left, Slow-March	
38	Squad-Halt	
39	About-Turn	
40	By the Right, Quick-March	
41	Mark-Time	
42	Change-Step	
43	Squad-Halt	
44	By the Right, Quick-March	
45	Left-Wheel	
46	Change-Step	
47	Left-Wheel	
48	Into line, Left-Turn	
49	Squad-Halt	
50	Right-Dress & Eyes-Front	
Sub-total 1 (Max 500):		

SQUAD Max 75	Dressing standard (25)	
	Bearing /Confidence(25)	
	Overall Impression (25)	
Sub-total 2 (Max 75):		

Sub-total 1	(Max 500):	
Sub-total 2	(Max 75):	
Sub-total 3	(Max 75):	
Drill Sequence total	(Max 650):	
Inspection total	(Max 150):	
TOTAL (Max 800)		

NCO i/c Max 75	Execution of Orders (25)	
	Bearing/ Confidence(25)	
	Control of Squad (25)	
Sub-total 3 (Max 75):		



WING BANNER PARTY COMPETITION

The rules for the contest are as follows:

- a. The Banner Party will enter the judging arena, Halt and on instruction from the judges uncase their Sqn Banner.
- b. On the command 'March on the Sqn Banner', the Banner Party will march forward Right Wheel, Halt between the markers and About Turn to face the judges. The Banner Bearer will march forward 3 paces, Order Banner and confirm the Sqn, rank and name of the Banner Bearer verbally.
- c. When instructed, the Bearer will Carry Banner, Slope Banner, Carry Banner, Royal Salute (not letting the silk touch the floor) and Carry Banner.
- d. On the command 'Parade will move to the Right, Right – Turn', the Banner Party will then About Turn and Left Wheel.
- e. On the command 'Parade by the Left Quick March' the Banner Party will march forward, Left Wheel and Left Wheel. On the command 'No1 Flight Eyes Right' Let Fly, and on the command 'No1 Flight Eyes Front' will catch the Banner Left Wheel and Left Wheel. On the command Parade Halt will halt in their original position.
- f. On the command 'Parade Into line Left – Turn', the Banner Party will About Turn and Right Wheel.
- g. On the command 'March off the Sqn Banner' the Banner Party will Left Wheel and Halt.
- h. The Banner Party will About Turn, case the Sqn Banner and Dismiss.

Banner Parties will consist of Banner Bearer, NCO i/c, 2 Escorts and Banner Orderly.
Uniform will be the same as the Wing Drill competition, BG Jerseys, ties and Berets. White gloves and white belts may be worn.

The Banner Parties are to assume they are being judged at all times.

All the above movements are in the CADET NCO DRILL TECHNIQUES CD ROM, ACP 19, RAF Colour Standard Drills AF9548 and Bristol & Glos Banner Drill CD.

The above competition has been compiled by WO ATC Brian Simmons (WVO B&G) and WO ATC T Bird (DWVO D&S).

ORDERS FOR BANNER PARTY

1. BANNER PARTY – SHUN.
2. BANNER PARTY, UNCASE THE SQN BANNER, ESCORTS INWARDS –TURN.
(Nco i/c and orderly 8,1,2 paces. After banner bearer unties and holds the silk, nco i/c and orderly turn to face each other, etc.....They turn to face banner bearer after freeing tassels).
3. BANNER PARTY, ESCORTS OUTWARDS – TURN. (Banner orderly marches off).
4. On the command '*March on the Sqn Banner*' BANNER PARTY, BY THE CENTER, QUICK – MARCH. (Right wheel on the march).
5. BANNER PARTY – HALT. (Banner party halts in line with the front rank, centre between chalk marks 6 paces apart).
6. BANNER PARTY, ABOUT TURN. (Nco i/c turns left and marches 8,1,2 paces).
7. Banner Bearer marches forward 3 paces, Orders Banner and confirms Sqn, rank and name. On instruction from the judge the Banner Bearer carries Banner, Slopes Banner, Carries Banner, Royal Salute, and returns to the Carry.
8. On the Command '*Parade will Move to the Right Right - Turn*' BANNER PARTY – ABOUT TURN. (Banner bearer about turns marches forward 3 paces, nco i/c turns to the left). BANNER PARTY, TAKE POST, LEFT WHEEL, QUICK – MARCH (All 6,1,2 paces).
9. On the command '*Parade by the Left Quick March*' the Banner Party march off, Left Wheel and Left Wheel. On the command '*No 1 Flight Eyes Right*' (right hand escort and bearer eyes front, bearer releases silk, left hand escort and nco i/c salute). On the command '*No 1 Flight Eyes Front*' (bearer catch's the silk), Left Wheel, Left Wheel and on the command '*Parade Halt*' halt in their original position.
10. On the Command '*Parade into Line Left - Turn*' BANNER PARTY, ABOUT – TURN. (Nco i/c turns to the right). BANNER PARTY, TAKE POST, RIGHT WHEEL, QUICK MARCH (All 6,1,2 paces. Banner bearer marches forward 3 paces).
11. On the command '*March off the Sqn Banner*' BANNER PARTY, BY THE CENTER, QUICK, – MARCH (Banner bearer marks time 3 paces and steps of with escorts. Left wheel on the march).
12. BANNER PARTY – HALT.
13. BANNER PARTY, ABOUT – TURN. (Nco i/c turns left and marches 8,1,2. Banner orderly marches on).
14. BANNER PARTY, CASE THE SQN BANNER, ESCORTS INWARDS – TURN.
(Nco i/c and orderly 8,1,2 paces. Nco i/c and orderly turn to face each other after folding the silk before spiralling the tassels etc..... They turn to face banner bearer after replacing banner case).
15. BANNER PARTY, ESCORTS OUTWARDS – TURN.
16. (Banner bearer marches forward 3 paces, about turn). BANNER PARTY, DISS – MISS.

Competition Area

March Past, Eyes Right

Judges Table

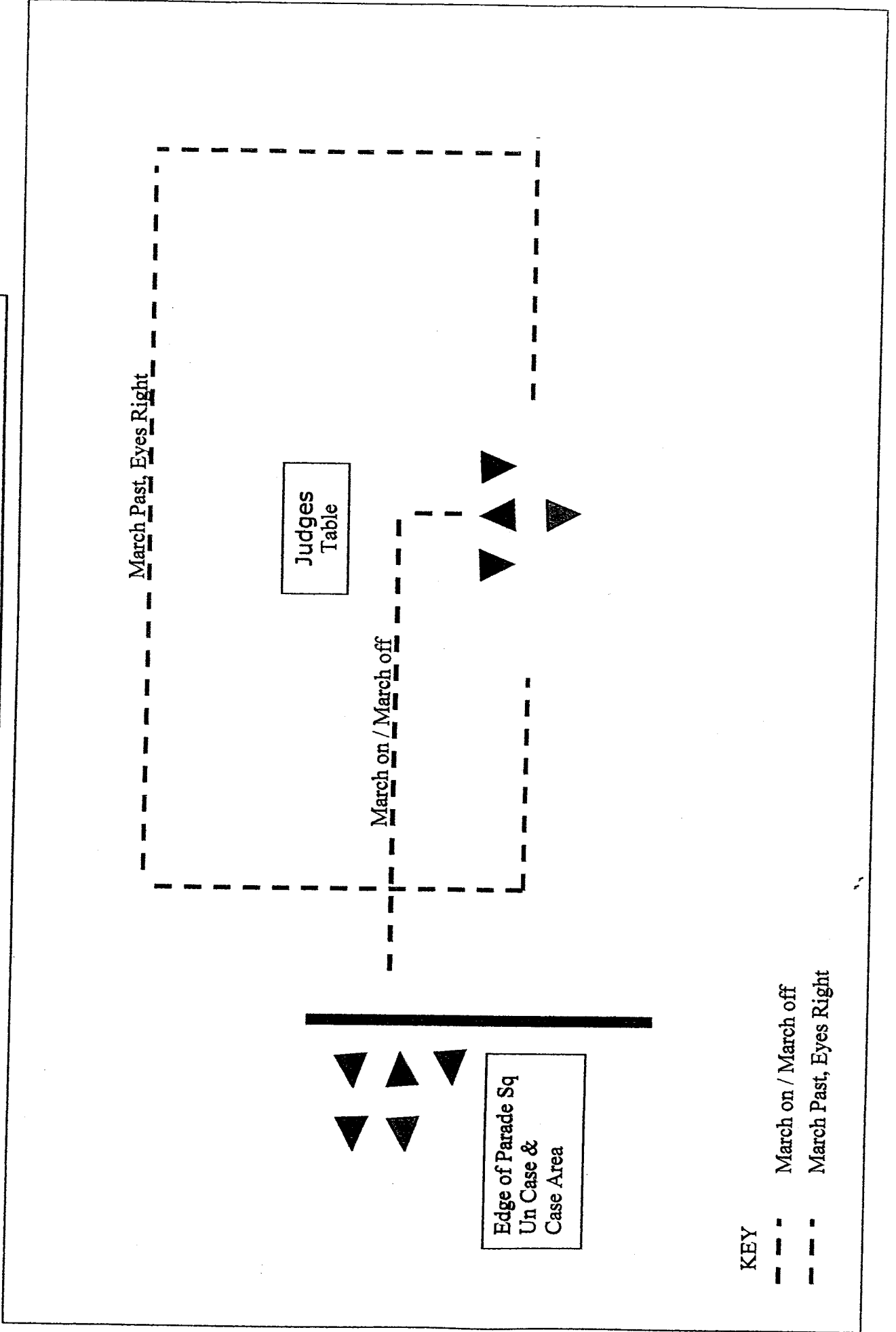
March on / March off

Edge of Parade Sq
Un Case &
Case Area

KEY

--- March on / March off

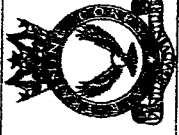
- - - March Past, Eyes Right





AIR TRAINING CORPS

DEVON & SOMERSET WING



ORDERS FOR BANNER PARTY

SQUADRON:

BANNER BEARER:

TOTAL SCORE

Ser	Order	Action	Mark	Comments
Enter the Judging Area				
UNCASING THE BANNER				
1.	Banner Party - Shun	Attention		
2.	Banner Party - Uncase the Sqn Banner, Escorts Inwards Turn	NCO i/c & Orderly R Turn March to Front, Halt Opposite Banner Bearer. NCO i/c L H& Palm Upwards to Receive Banner	/5	
3.		Banner Bearer Unties Cord & Holds Silk	/3	
4.		NCO i/s & Orderly Inwards Turn - Remove Case & Place Over Orderlies Left Arm, Free Tassels - Outward Turn to Face Banner Bearer	/5	
5.		Banner Bearer & NCO i/c Hold Edge of Silk & in One Move Unfurl Banner. Bearer Orders Banner, NCO i/c Two Paces Forward & Dresses Banner. Two Pace Back, NCO i/c & Orderly Right Turn Return to Rear of Party	/5	
6.	Banner, Escorts Outwards Turn	Banner Orderly marches Off	/2	
March on the Squadron Banner / Bearer Report				
7.	Banner Party - By the Centre - Quick March		/2	
8.	Banner Party - Right Wheel		/2	
9.	Banner Party - Halt		/2	
0	Banner Party - About Turn	NCO i/c Turns Left & Marches to Rear of Banner Party , Bearer Marches forward 3 paces Orders the Banner & States Sqn; Rank; & Name	/2	

Drills

11.	Banner Party - Carry Banner		/4	
12.	Banner Party - Slope Banner	Bearer ensure silk is covering the right shoulder and arm	/4	
13.	Banner Party - Carry Banner		/4	
13.	Banner Party - Royal Salute	Royal Salute - Returns to Carry - Holding the Silk	/7	

Ser	Order	Action	Mark	Comments
-----	-------	--------	------	----------

ABOUT TURN/DRILL/TAKE POST/MARCH PAST

14.	Banner Party - About Turn	NCO i/c Turns Left ONLY. Bearer marches forward 3 paces	/3	
15.	Banner Party - Take Post; Left Wheel; Quick March	Escorts Wheel Into Position, NCO i/c marches Opposite Way into Position	/3	
16.	Banner Party - Quick March	Banner Party 2 left wheels		
17.	Banner Party - Eyes Right	Bearer releases the silk, Banner WO Left Escort Salutes the right escort keep the dressing	/3	
18.	Banner Party - Eyes Front	Banner Party 2 left wheels	/3	
19.	Banner Party - Halt			
20.	Banner Party - About Turn	NCO i/c Turns Right ONLY	/2	
21.	Banner Party - Take Post; right Wheel; Quick March	Escorts Wheel Into Position, NCO i/c marches Opposite Way into Position, Bearer marches forward 3 paces	/3	
			/4	

March off the Squadron Banner

22.	Banner Party - By the Centre - Quick March		/2	
23.	Banner Party - Left Wheel		/2	
24.	Banner Party - Halt		/2	
25.	Banner Party - About Turn	NCO i/c Turns Left & Marches to Rear of Banner Party Banner orderly marches on	/2	

CASING THE BANNER/DISMISS

26.	Banner Party - Case the Sqn Banner, Escorts Inwards Turn	NCO i/c & Orderly R Turn March to Front, Halt Opposite Banner Bearer. NCO i/c L H& Palm upwards to Receive Banner.	/4	
-----	--	--	----	--

27.		Banner Bearer & NCO i/c Grasp Silk at About Mid Point & Bring to Staff. Then Grasp Bottom Edge & Fold Silk Until Completed.	/4	
28.		NCO i/c & Orderly Inwards Turn NCO i/c Spirals Tassels	/2	
29.		NCO i/c & Orderly Replace Case	/5	
		NCO i/c (Supporting Pike) & Orderly Outwards Turn to Face Banner Bearer. Banner Bearer Orders cased Banner, NCO i/c Takes Two Paces Forward & Ties Cord. Two Pace Back, NCO i/c & Orderly Right Turn Return to Rear of Party		
		Escorts, Outwards - Turn.		
30.				
31.	Banner Party, Dismiss	Banner Bearer Marches Forward 3 Paces, About Turn	/2	
32.	Banner Party Bearing	All Right Incline & March Off	/2	
33.	Banner Bearer Commands		/7	
		TOTAL	/110	