















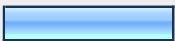






















# DPAC 2008 School Trustee Election Survey

1. I am a parent/guardian/grandparent of a school aged child and I reside in:			
		Response Percent	Response Count
Maple Ridge		80.3%	147
Pitt Meadows		19.7%	36
		<i>answered question</i>	<b>183</b>
		<i>skipped question</i>	<b>0</b>





2. What are the TOP five issues in our school district that will help guide your vote for school trustee? Please choose a MAXIMUM of five responses. To be fair, if you choose more than five responses, we will not include your responses to this question in the totals. Please note: answers are randomly shuffled each time someone responds to this survey. It is impossible to create a list which perfectly fits everyone's views: If you would like to expand on or explain your responses please use the comment question at the bottom of the page. Choose 5 or fewer responses (if you would like to include more than one response under 'other' please number them)			
		Response Percent	Response Count
Student achievement (how well are students learning throughout the system?)		37.2%	68
The role of the Board of Education and locally elected school trustees		7.1%	13
How welcoming local schools and the school district are to parents and community members		6.6%	12
Fair and equitable access to education programs and schools		12.6%	23
Keeping kids in school (reducing drop-outs, improving graduation rate etc.)		16.9%	31
School district communication to students/parents/public		13.1%	24
Possible school closures		15.3%	28
Building new schools		3.8%	7
Parent involvement in school and district decision-making		23.5%	43






The use of school classroom space by outside agencies to provide daycare, social services etc.		11.5%	21
School board level management of the district budget		8.2%	15
The size of district administration		6.6%	12
Revenue generation by the school district, including international education		3.8%	7
Parent fundraising and fees charged to parents.		9.3%	17
Public access to information and the transparency of Board of Education decision-making.		19.1%	35
School safety		29.5%	54
School district health and wellness initiatives such as nutrition guidelines		4.4%	8
Extracurricular programming (team sports, clubs etc.)		16.4%	30
Availability of courses for students at the secondary level (8-12)		12.6%	23
Music, fine arts and athletics (the availability of these subject areas in our schools)		21.9%	40
Secondary school timetables		4.9%	9
Expanded access to balanced calendar schools (like the schedule at Kanaka Creek Elementary - Dec./April/August off instead of the traditional summer/two weeks at Christmas/one week in March)		14.8%	27
Expanded access to French Immersion		10.4%	19
Expanded access to Montessori		1.6%	3
The choice of a local 'traditional' elementary school		8.2%	15
School libraries		6.0%	11

Services for students needing extra support (special needs, learning disabilities, behaviour issues etc.)		30.6%	56
Cleanliness and maintenance of school buildings and grounds		10.9%	20
Class size		29.0%	53
Class composition		14.8%	27
School and program choices available for students at the elementary level (K-7)		9.8%	18
School and program choices available for students at the secondary level (8-12)		13.1%	24
Computers for students and other technology		18.0%	33
Textbooks and other learning resources		12.6%	23
Advocacy support for parents and students		9.8%	18
Other (please number your responses here, if more than one)		7.7%	14
		<b>answered question</b>	<b>183</b>
		<b>skipped question</b>	<b>0</b>

<b>3. Comments on the question above (optional).</b>		
		<b>Response Count</b>
		20
		<b>answered question</b>
		<b>20</b>
		<b>skipped question</b>
		<b>163</b>

4. When considering who to vote for to fill the positions of school trustee what are the TOP five personal characteristics of the candidates that are most important to your decision? Please choose a MAXIMUM of 5 responses (more than five responses and we will not include your response to this question in the totals). Please note: answers are randomly shuffled each time someone responds to this survey. It is impossible to create a list which perfectly fits everyone's views: If you would like to expand on or explain your responses please use the comment question at the bottom of the page. Choose five or fewer responses (if you would like to include more than one response under 'other' please number them)

		Response Percent	Response Count
Good character (honest, respectful, forthright etc.)		63.5%	115
Independent thinker		27.6%	50
Financial knowledge		12.7%	23
Education knowledge		26.0%	47
Compassionate and caring		28.2%	51
Leadership skills		24.9%	45
<b>Open-minded, willing to learn and willing to debate and discuss issues publicly</b>		<b>64.6%</b>	117
Presence of political leanings and affiliations (ie. involvement with provincial/federal political parties, part of an official or unofficial slate, stated political beliefs etc.)		0.6%	1
Absence of political leanings and affiliations		21.0%	38
Openness to contact and communication with constituents once in office		29.3%	53
Experience in the public school system as a parent, volunteer etc.		38.7%	70
Experience in schools as an educator, support staff etc.		20.4%	37
Demonstrated attention to school board level issues through activities such as attendance at board of education meetings, participation in public forums, committees etc.		30.4%	55

Community connections/community involvement		19.3%	35
Personal education level of the candidate		8.3%	15
Enthusiasm and passion for education		49.2%	89
Voting record of incumbents (trustees who already sit on the board and are seeking re-election)		8.8%	16
Other (please number your responses, if more than one)		3.3%	6
		<b>answered question</b>	<b>181</b>
		<b>skipped question</b>	<b>2</b>

<b>5. Comment on the above question (optional).</b>		
		<b>Response Count</b>
		4
	<b>answered question</b>	<b>4</b>
	<b>skipped question</b>	<b>179</b>

--