

MARC for libraries


SENYLRC, Highland, NY

November 13, 2003

Denise A. Garofalo



Topics for today

- Quick review of MARC records
 - MARC record view vs. traditional card catalog view
 - Searching and exporting MARC records
 - Discussion of editing exported MARC records
 - Hands-on time to search and export MARC records
 - Wrap-up
- 



Objectives for today

- Review basic MARC record information
 - Search library catalogs and locate desired MARC record
 - Successfully export MARC record
- 

Quick MARC record review






Access points and MARC

- Access points include
 - Author
 - Title
 - Series
 - Notes
 - Subject headings
-




MARC basics

- MARC stands for MAchine Readable Cataloging
 - "***Machine-readable***" means that a machine, a computer, can read and interpret the data in the cataloging record.
 - "***Cataloging***" means a bib record, or the information traditionally shown on a catalog card, such as:
 - a description of the item
 - main entry and added entries
 - subject headings
 - the classification or call number
- 




More about MARC

- A MARC record can have 999 fields, the majority of which are variable in length and content
 - Libraries choose to use MARC records because they can acquire cataloging data that is predictable and reliable, taking advantage of an industry-wide standard whose primary purpose is to foster communication of information.
- 




MARC anatomy roundup

- Each type of data within the field is called a **subfield**, and each subfield is preceded by a **subfield code**. Fields 001 through 009 have no subfields.
 - Subfield codes are one lowercase letter (occasionally a number) preceded by a delimiter.
 - A delimiter is a character used to separate subfields [\$ or #, etc.].
 - Each subfield code indicates what type of data follows it
- 




MARC fields, or tags

- Tags are divided by hundreds
 - 0XX Control information, numbers, codes
 - 1XX Main entry
 - 2XX Titles, edition, imprint 3XX Physical description, etc.
 - 4XX Series statements
- 



More MARC fields

- 5XX Notes
 - 6XX Subject added entries
 - 7XX Added entries other than subject or series
 - 8XX Series added entries (other authoritative forms)
 - 9XX Locally-defined data and uses
- 




Parallel tag structure


- If the subject of a book (6XX) is a person (Ford, Henry), the tag will be 600
 - If the subject of the book is a corporation (Ford Motor Company), the tag will be 610
 - If the subject of the book is a topic (Cars), the tag will be 650
 - If the subject of a book is a place (Australia), the tag will be 651
 - An added entry (7XX) for a joint author (a personal name) will have tag 700.
-



MARC record display

- The descriptors in the left-hand column of the example that follows are not stored in a MARC record. They are part of most online library system software program's screen display.
 - Most library automation systems are designed so that records can be edited to add additional fields containing local info.
- 

Leader 01041cam 2200265 a 4500
Control No. 001 ###89048230
Control No. ID 003 DLC
DTLT 005 19911106082810.9
Fixed Data 008 891101s1990 maua j 001
0 eng
LCCN 010 ## \$a ###89048230
ISBN 020 ## \$a 0316107514 :
\$c \$12.95
ISBN 020 ## \$a 0316107506 (pbk.) :
\$c \$5.95 (\$6.95 Can.)
Cat. Source 040 ## \$a DLC
\$c DLC
\$d DLC



LC Call No. 050 00 \$a GV943.25
\$b .B74 1990

Dewey No. 082 00 \$a 796.334/2
\$2 20


ME:Pers Name 100 1# \$a Brenner, Richard J.,
\$d 1941-


Title 245 10 \$a Make the team.
\$p Soccer :
\$b a heads up guide to super soccer! /
\$c Richard J. Brenner.

Variant Title 246 30 \$a Heads up guide to super soccer

Edition 250 ## \$a 1st ed.

Publication 260 ## \$a Boston :
\$b Little, Brown,
\$c c1990.





Phys Desc 300 ## \$a 127 p. :
 \$b ill. ;
 \$c 19 cm.

Note: General 500 ## \$a "A Sports illustrated for kids book."

Note: Summary 520 ## \$a Instructions for improving soccer skills.
 Discusses dribbling, heading,
 playmaking, defense, conditioning,
 mental attitude, how to handle
 problems with coaches, parents, and
 other players, and the history of soccer

Subj: Topical 650 #0 \$a Soccer
 \$v Juvenile literature.

Subj: Topical 650 #1 \$a Soccer.



MARC to card





GV943

. 25 Brenner, Richard J., 1941-

.B74 Make the team. Soccer : a heads up guide to super soccer! / Richard
1990 J. Brenner. -- 1st ed. -- Boston : Little, Brown, c1990.

127 p. : ill. ; 19 cm.

"A Sports illustrated for kids book."

Summary: Instructions for improving soccer skills. Discusses dribbling, heading, playmaking, defense, conditioning, mental attitude, how to handle problems with coaches, parents, and other players, and the history of soccer.

ISBN 0316107514 : \$12.95

1. Soccer--Juvenile literature. 2. Soccer. II. Title: Heads up guide to super soccer. II. Title.

Dewey Class no.: 796.334/2 -- dc 20

89-48230

MARC



Searching for MARC





Finding MARC records

- You may locate MARC records from:
 - Your book vendors (usually for a fee)
 - A bibliographic utility (an organization that provides MARC records for a fee, such as OCLC)
 - The Library of Congress (free)
 - Other libraries' catalogs (free)
-



Some MARC record sources

- URSUS (Maine State Union Catalog)

<http://ursus.maine.edu/search~S14>

- OhioLink Library Catalog

<http://olc1.ohiolink.edu/search>

- Salt Lake City Public Library Catalog

<http://salty.slcppl.lib.ut.us/search/>

- Minuteman Library Network

<http://library.minlib.net/search/>




Exporting records, or,
How do the records get from
their catalog into mine?






Using LC as a source

1. Create a folder to store the records on your PC (marc_records)
 2. Search LC's catalog (<http://catalog.loc.gov/>)
 3. Once you locate the record you want, scroll to bottom of the screen.
- 



Using LC, continued

4. Select MARC format, and then click “Print or save search results.”
 5. A screen will display a line of nonsense. Disregard. At the top of the screen click on “File” and then “Save As”.
- 



Using LC, continued

6. Select the folder you created in Step 1.
 7. Make sure to change Save as Type to Text File (.txt)
 8. Give the file a name that is useful to you (perhaps a date string, 11132003)
 9. Click on “Save.”
 10. You have exported a MARC record.
-



Sample online resources

- How do I download MARC records from the Library of Congress?

<http://sls.edutech.org/libauto/faqs/lcdownload.htm>

- Copying/Loading records from LC

<http://www.infohio.org/Documents/UC/LOCdownloads.pdf> [steps 1-7 are generic]



Editing records, or, How do I
make the MARC record I
found my own?





Editing MARC

- Editing can occur
 - before you export the records into your automation system, using software such as MarcEdit (free)
 - after you export the records into your automation system, using your automation system software






MarcEdit

- MarcEdit homepage

- <http://oregonstate.edu/~reese/marcedit/html/index.html>

- Using MarcEdit to Edit Large Numbers of Bib Records

- <http://www.lib.ksu.edu/depts/techserv/manual/general/marcedit.html>
- 

Any questions?



Take a short break....




Getting to know MARC personally






Exporting a MARC record

- Search a library catalog for the item in question
 - Locate the MARC record for the item
 - Locate the MARC record download button
 - Export the record to the floppy drive
- 



Can't find the right MARC?

- Try another catalog (or two or three)
 - Locate a record for an earlier edition and download that record (you will have to edit it to match the item in question)
 - Still no luck? You may have to create a MARC record from scratch
- 




MARC records info

● Free MARC records listserv

- http://groups.yahoo.com/group/Free_MARC_Records/messages/

● MARC info websites

- http://dmoz.org/Reference/Libraries/Library_and_Information_Science/Technical_Services/Cataloguing/Metadata/MARC/
- 

Hands-on search and export time




Wrap-up






Overview of points covered

- The relationship between access points and MARC records
 - The basic structure of MARC records
 - Achieved a comfort level with MARC to better enable you to enter basic bibliographic information into an online automation system
 - Can search and export MARC records
- 



Review of today's objectives

- Do you feel comfortable with basic MARC record information?
 - Are you confident you can search library catalogs and locate a desired MARC record?
 - Did you successfully export a MARC record to a floppy disk?
- 

Any questions?



Good luck!

