

# ***Downtown Kilmarnock 1902***



Kilmarnock Main Street Revitalization

# ***Downtown Kilmarnock, 1950's***

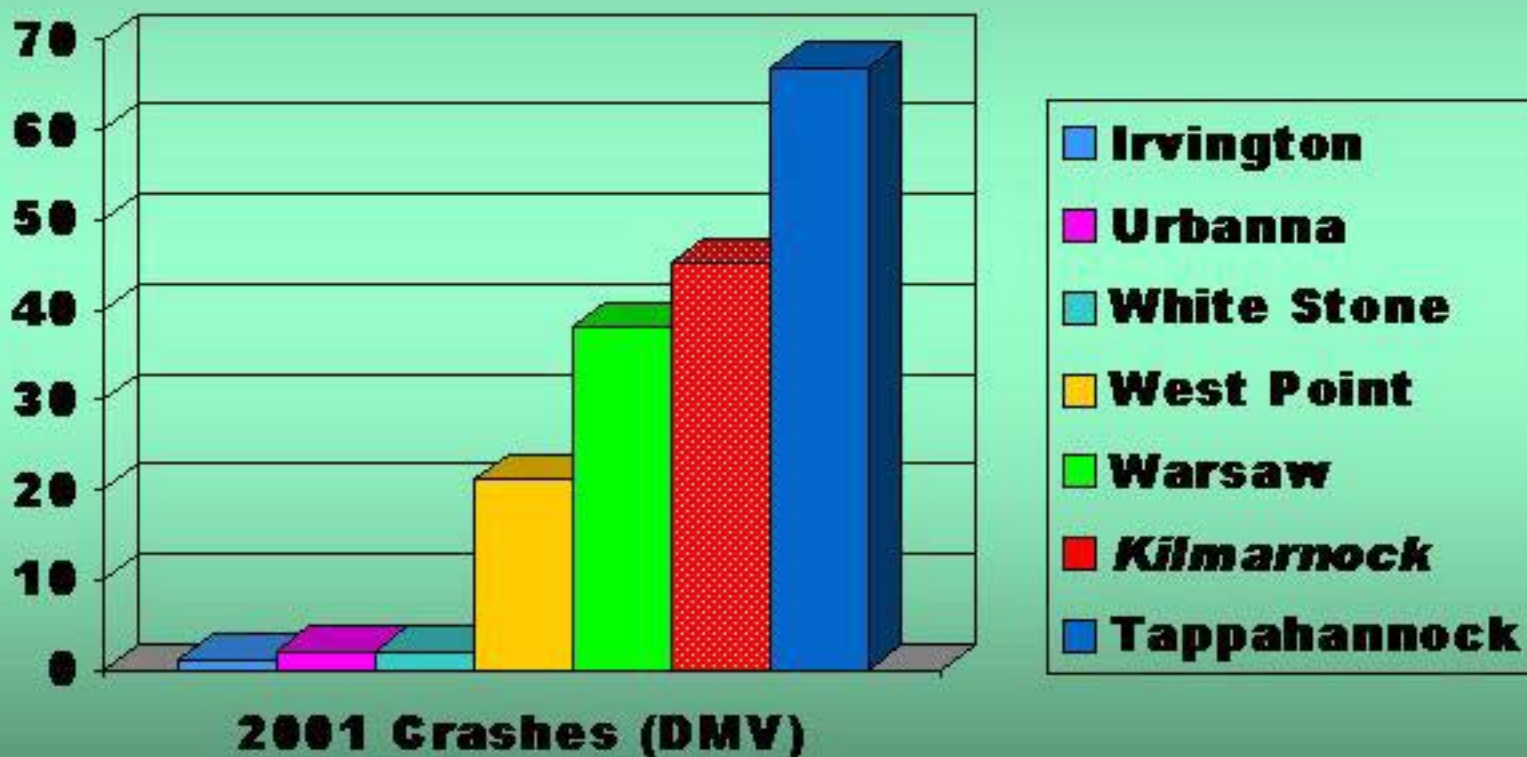


Kilmarnock Main Street Revitalization

# ***Downtown Kilmarnock Today?***



# Where We Rank in Accidents



# ***Pedestrian Danger Zones***



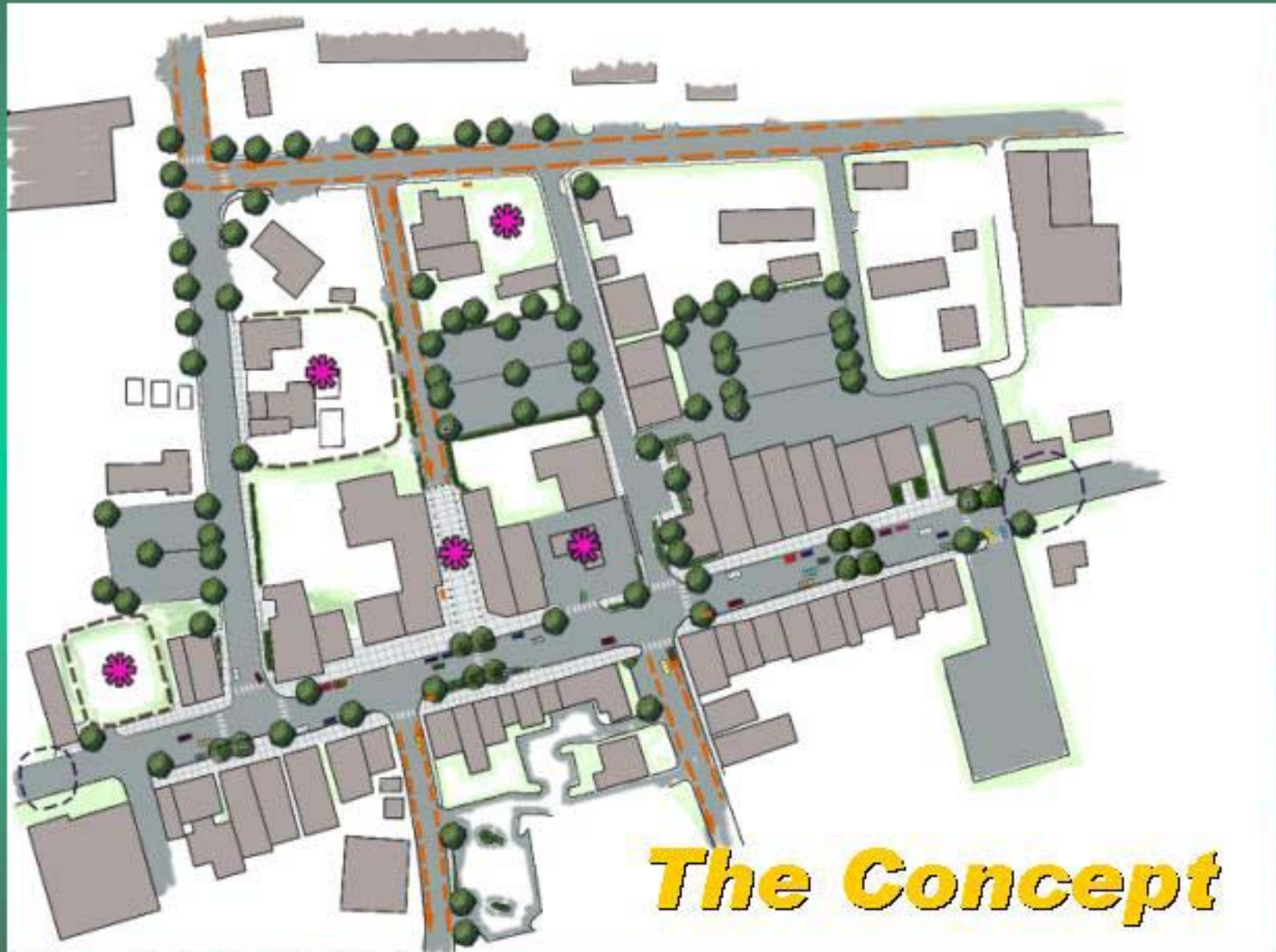
# ***Our Goal***



**Before**



**After**



# *The Concept*

Kilmarnock Main Street Revitalization

# ***Enhancements***

- Traffic-calming measures
- Creating gateways
- Landscaping



# ***Sidewalk Extensions***



- Bring the curb out into the parking lane, shortening the crossing distance for pedestrians.
- Force drivers to turn more slowly.
- Stop aggressive drivers from using the parking lane to pass other drivers at lights.
- Can serve as a 'gateway,' informing motorists that they've gone from one kind of street to another.

# *Examples of Gateways*



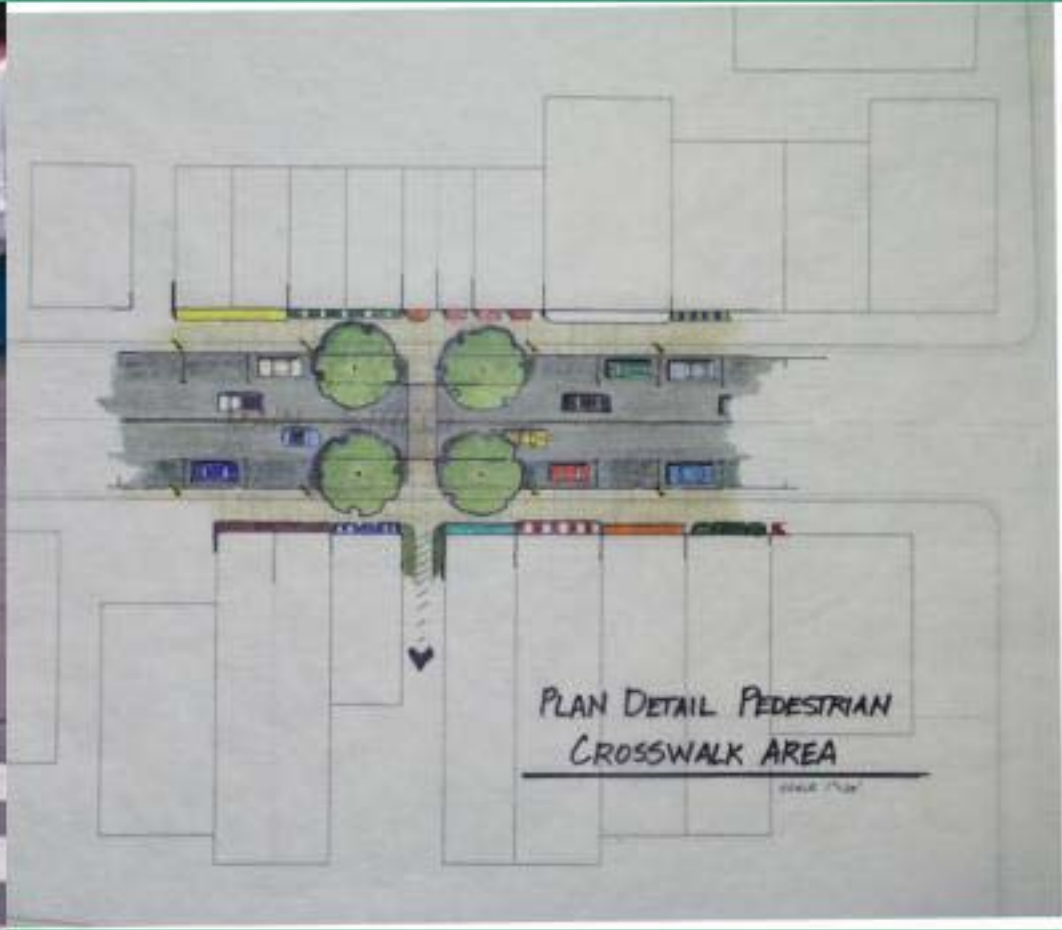
Kilmarnock Main Street Revitalization

# *Examples of Bump-outs*



Kilmarnock Main Street Revitalization

# Crosswalks



# ***Roadway Improvements***



Brick crosswalks provide gateways.

# *Landscaping*



*Brick pavers can be removed.*

# ***Street Furniture***



Kilmarnock Main Street Revitalization

# *Historical Accuracy*



Kilmarnock Main Street Revitalization

# ***TEA-21 Funding Requests***

Phase 1:     \$274,022

- Main Street Streetscape Improvements
- Acquisition of Easements

Phase 2:     \$385,780

- Continue Main Street Improvements
- Side Street Improvements (Waverly & Augusta)

Phase 3:     Cost – \$832,763   Received - \$100,000

- Continue Main Street Improvements
- Side Street Improvements (N. & S. Church)

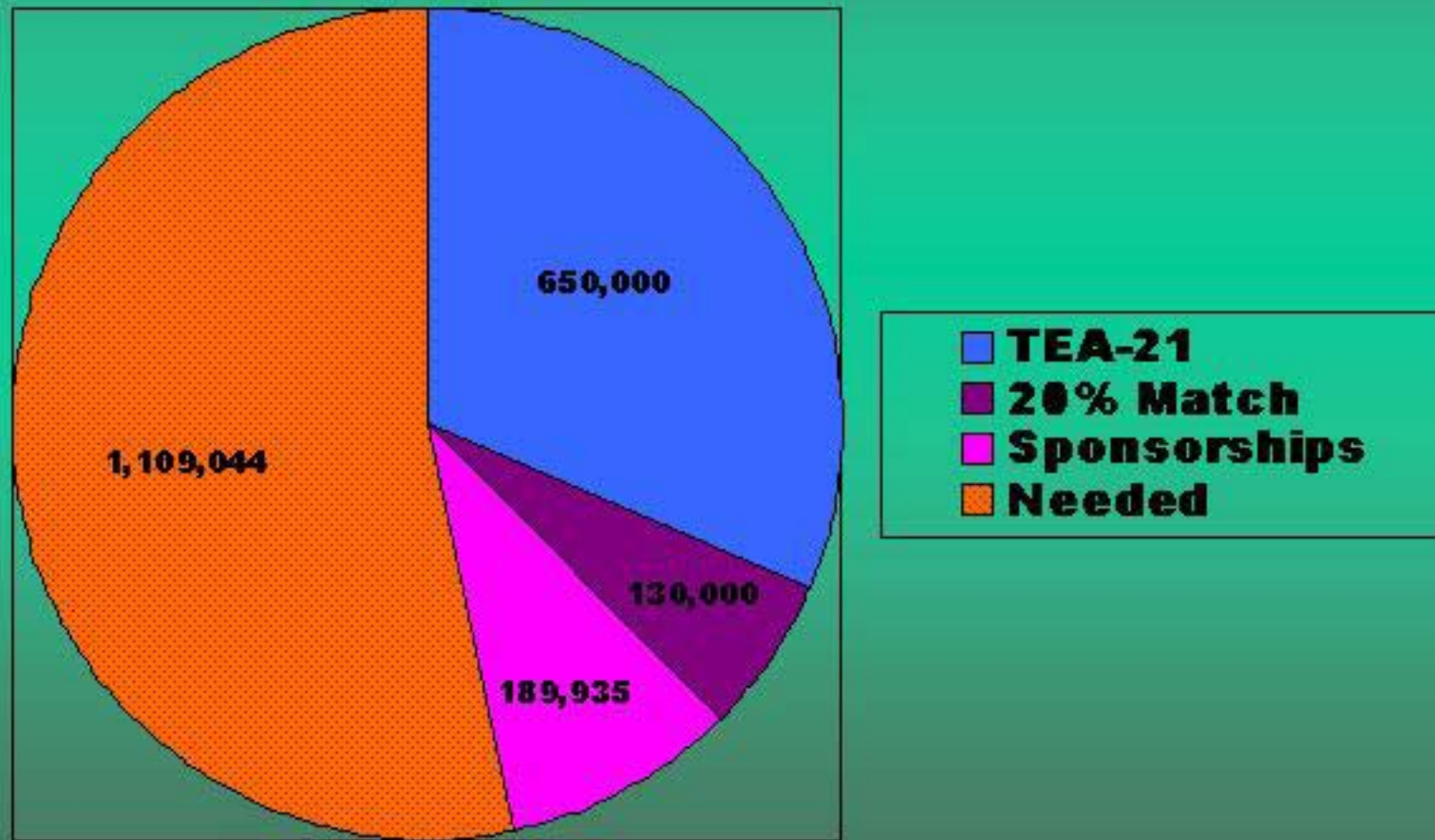
# ***2003 TEA-21 Application***

Due date July 1

Phase 4 request:

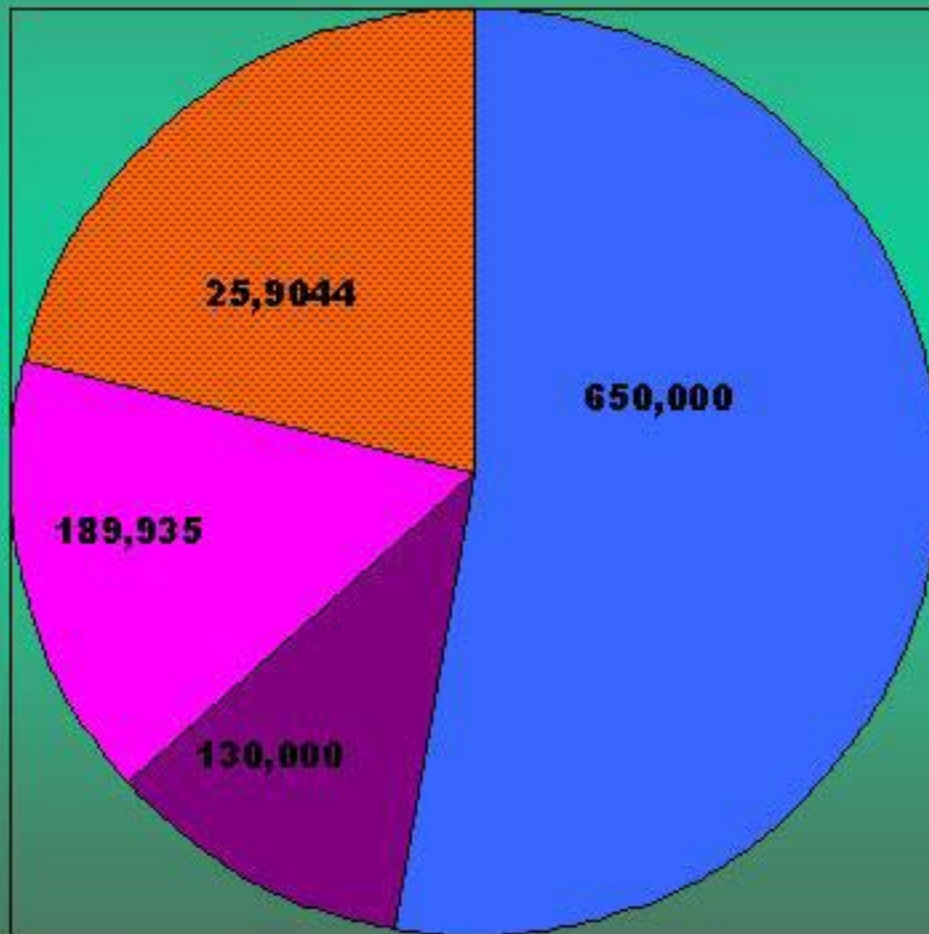
- Bike trail along Waverly Avenue
- Relocation of Utilities

# ***Investment Needed Includes Moving Utilities***



Kilmarnock Main Street Revitalization

# ***Investment Needed Not Including Utilities***



Kilmarnock Main Street Revitalization

# **Potential Sponsorships**

- Bicycle Racks  
6 @ \$515
- Gateway Signs  
2 @ \$4,000
- Information Kiosk  
2 @ \$4,000
- Sidewalk Benches  
17 @ \$1,200
- Remove & Replace Signs  
41 @ \$520
- Business Signage  
21 @ \$400
- Streetlights, Installed  
39 @ \$2,775
- Trash Receptacles  
17 @ \$500

## **Main Street Programs, 1980 -- 2003**

- The total amount of **public and private reinvestment** in over 1,650 Main Street communities is **\$16.1 Billion**
- Average **reinvestment per community (i): \$9,659,000**
- The **Ratio of Reinvestment into the Community (ii)**: the average number of dollars generated in each community for every dollar used to operate the local Main Street program: **\$39.96 reinvested for every \$1 spent**

# *Expected Return on Investment*



# ***Next Steps***

- Finalize Main Street Easements
- Full project design
- Design approval by VDOT
- Revision of design
- Final approval of design by VDOT
- Bidding begins

## ***What else we can do***

- Research additional funding
- Educate community on revitalization
- Begin sponsorship campaign
- Plan for comprehensive marketing of Main Street, the Technology Park, and new Main Street property.