

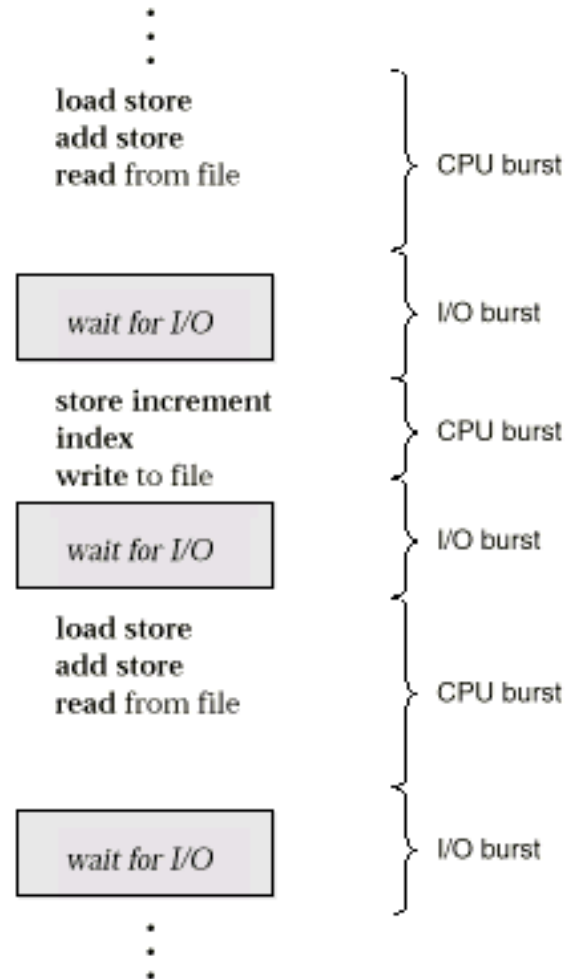
# Module 6: CPU Scheduling

- Basic Concepts
- Scheduling Criteria
- Scheduling Algorithms
- Multiple-Processor Scheduling
- Real-Time Scheduling
- Algorithm Evaluation

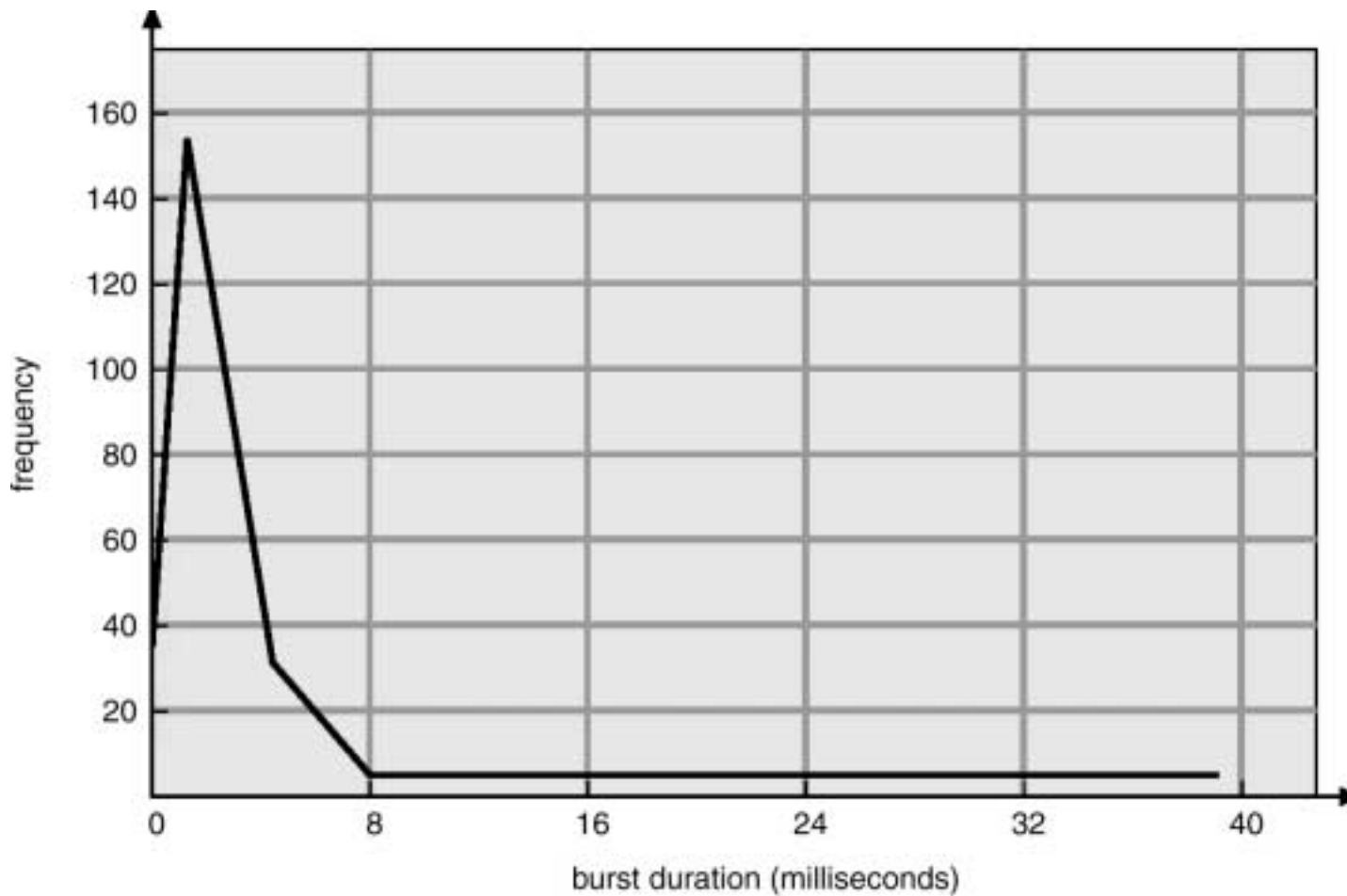
# Basic Concepts

- Maximum CPU utilization obtained with multiprogramming
- CPU–I/O Burst Cycle – Process execution consists of a *cycle* of CPU execution and I/O wait.
- CPU burst distribution

# Alternating Sequence of CPU And I/O Bursts



# Histogram of CPU-burst Times



# CPU Scheduler

- Selects from among the processes in memory that are ready to execute, and allocates the CPU to one of them.
- CPU scheduling decisions may take place when a process:
  1. Switches from running to waiting state.
  2. Switches from running to ready state.
  3. Switches from waiting to ready.
  4. Terminates.
- Scheduling under 1 and 4 is *nonpreemptive*.
- All other scheduling is *preemptive*.

# Dispatcher

- Dispatcher module gives control of the CPU to the process selected by the short-term scheduler; this involves:
  - switching context
  - switching to user mode
  - jumping to the proper location in the user program to restart that program
- *Dispatch latency* – time it takes for the dispatcher to stop one process and start another running.

# Scheduling Criteria

- CPU utilization – keep the CPU as busy as possible
- Throughput – # of processes that complete their execution per time unit
- Turnaround time – amount of time to execute a particular process
- Waiting time – amount of time a process has been waiting in the ready queue
- Response time – amount of time it takes from when a request was submitted until the first response is produced, **not** output (for time-sharing environment)

# Optimization Criteria


- Max CPU utilization
- Max throughput
- Min turnaround time
- Min waiting time
- Min response time

# First-Come, First-Served (FCFS) Scheduling

- Example:

<u>Process</u>	<u>Burst Time</u>
$P_1$	24
$P_2$	3
$P_3$	3

- Suppose that the processes arrive in the order:  $P_1, P_2, P_3$   
The Gantt Chart for the schedule is:



- Waiting time for  $P_1 = 0$ ;  $P_2 = 24$ ;  $P_3 = 27$
- Average waiting time:  $(0 + 24 + 27)/3 = 17$

## FCFS Scheduling (Cont.)

Suppose that the processes arrive in the order

$$P_2, P_3, P_1.$$

- The Gantt chart for the schedule is:



- Waiting time for  $P_1 = 6$ ;  $P_2 = 0$ ;  $P_3 = 3$
- Average waiting time:  $(6 + 0 + 3)/3 = 3$
- Much better than previous case.
- *Convoy effect* short process behind long process

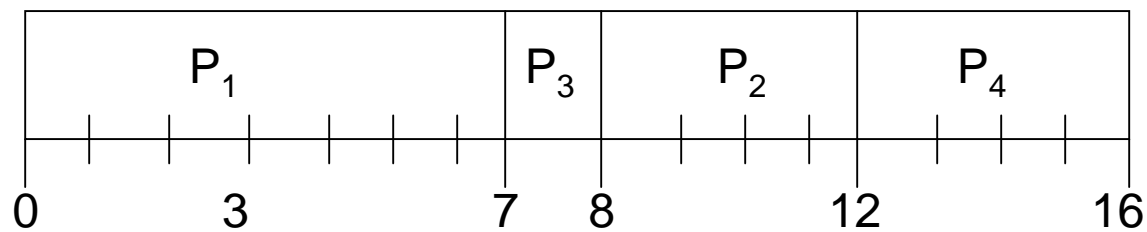
# Shortest-Job-First (SJR) Scheduling

- Associate with each process the length of its next CPU burst. Use these lengths to schedule the process with the shortest time.
- Two schemes:
  - nonpreemptive – once CPU given to the process it cannot be preempted until completes its CPU burst.
  - Preemptive – if a new process arrives with CPU burst length less than remaining time of current executing process, preempt. This scheme is known as the Shortest-Remaining-Time-First (SRTF).
- SJF is optimal – gives minimum average waiting time for a given set of processes.

## Example of Non-Preemptive SJF

<u>Process</u>	<u>Arrival Time</u>	<u>Burst Time</u>
$P_1$	0.0	7
$P_2$	2.0	4
$P_3$	4.0	1
$P_4$	5.0	4

- SJF (non-preemptive)

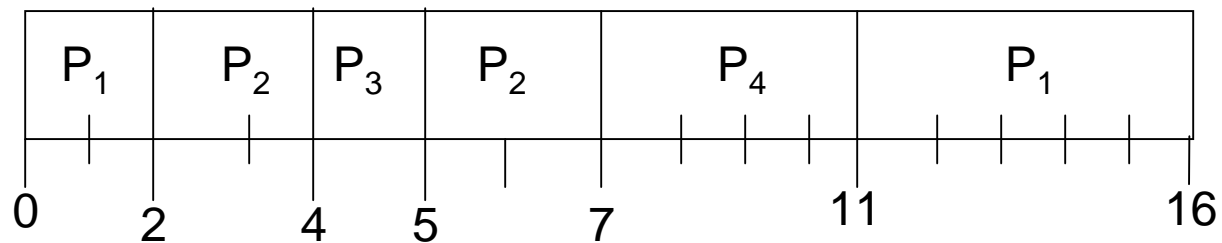


- Average waiting time =  $(0 + 6 + 3 + 7)/4 - 4$

## Example of Preemptive SJF

<u>Process</u>	<u>Arrival Time</u>	<u>Burst Time</u>
$P_1$	0.0	7
$P_2$	2.0	4
$P_3$	4.0	1
$P_4$	5.0	4

- SJF (preemptive)



- Average waiting time =  $(9 + 1 + 0 + 2)/4 - 3$

# Determining Length of Next CPU Burst

- Can only estimate the length.
- Can be done by using the length of previous CPU bursts, using exponential averaging.
  1.  $t_n$  = actual length of  $n^{\text{th}}$  CPU burst
  2.  $\tau_{n+1}$  = predicted value for the next CPU burst
  3.  $\alpha, 0 \leq \alpha \leq 1$
  4. Define :

$$\tau_{n+1} = \alpha t_n + (1 - \alpha)\tau_n.$$

# Examples of Exponential Averaging

- $\alpha = 0$ 
  - $\tau_{n+1} = \tau_n$
  - Recent history does not count.
- $\alpha = 1$ 
  - $\tau_{n+1} = t_n$
  - Only the actual last CPU burst counts.

- If we expand the formula, we get:

$$\begin{aligned}\tau_{n+1} = & \alpha t_n + (1 - \alpha) \alpha t_{n-1} + \dots \\ & + (1 - \alpha)^j \alpha t_{n-j} + \dots \\ & + (1 - \alpha)^{n-1} t_0 \tau_0\end{aligned}$$

- Since both  $\alpha$  and  $(1 - \alpha)$  are less than or equal to 1, each successive term has less weight than its predecessor.

# Priority Scheduling

- A priority number (integer) is associated with each process
- The CPU is allocated to the process with the highest priority (smallest integer  $\equiv$  highest priority).
  - Preemptive
  - nonpreemptive
- SJF is a priority scheduling where priority is the predicted next CPU burst time.
- Problem  $\equiv$  Starvation – low priority processes may never execute.
- Solution  $\equiv$  Aging – as time progresses increase the priority of the process.

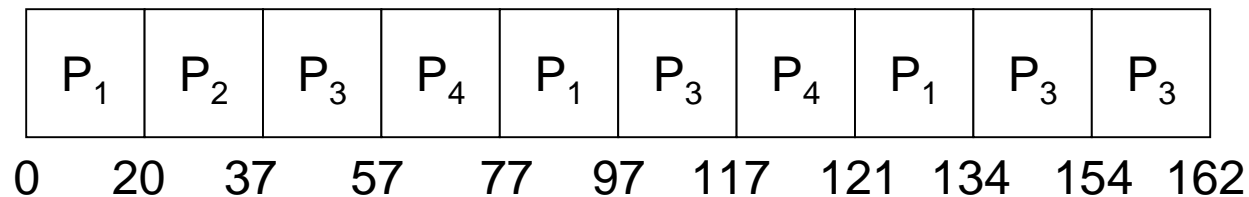
# Round Robin (RR)

- Each process gets a small unit of CPU time (*time quantum*), usually 10-100 milliseconds. After this time has elapsed, the process is preempted and added to the end of the ready queue.
- If there are  $n$  processes in the ready queue and the time quantum is  $q$ , then each process gets  $1/n$  of the CPU time in chunks of at most  $q$  time units at once. No process waits more than  $(n-1)q$  time units.
- Performance
  - $q$  large  $\Rightarrow$  FIFO
  - $q$  small  $\Rightarrow q$  must be large with respect to context switch, otherwise overhead is too high.

## Example: RR with Time Quantum = 20

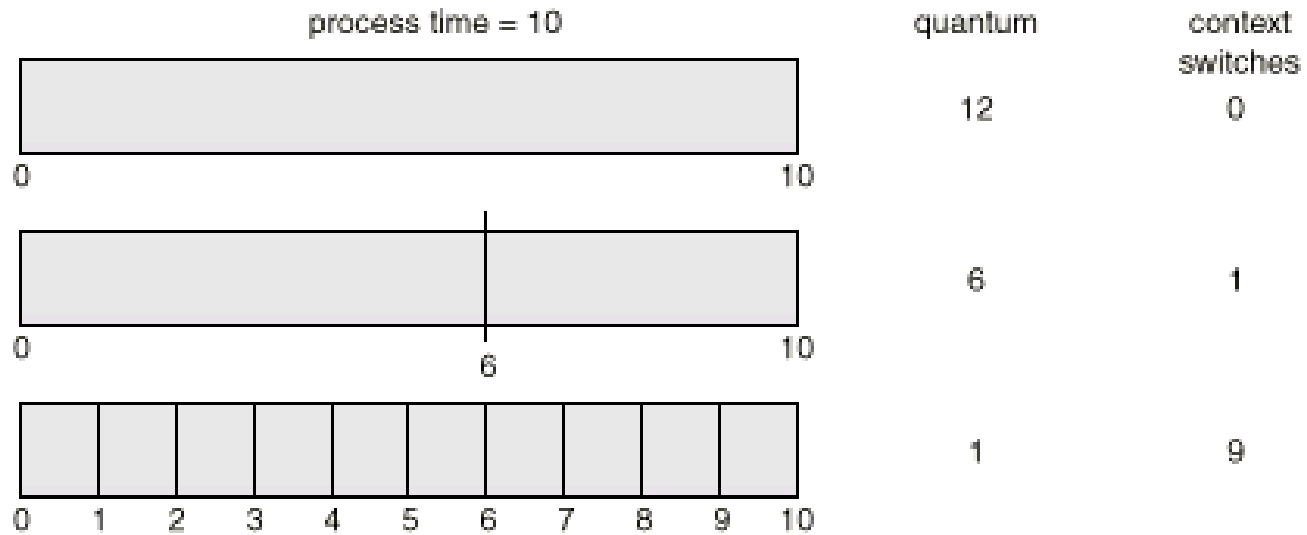
<u>Process</u>	<u>Burst Time</u>
$P_1$	53
$P_2$	17
$P_3$	68
$P_4$	24

- The Gantt chart is:

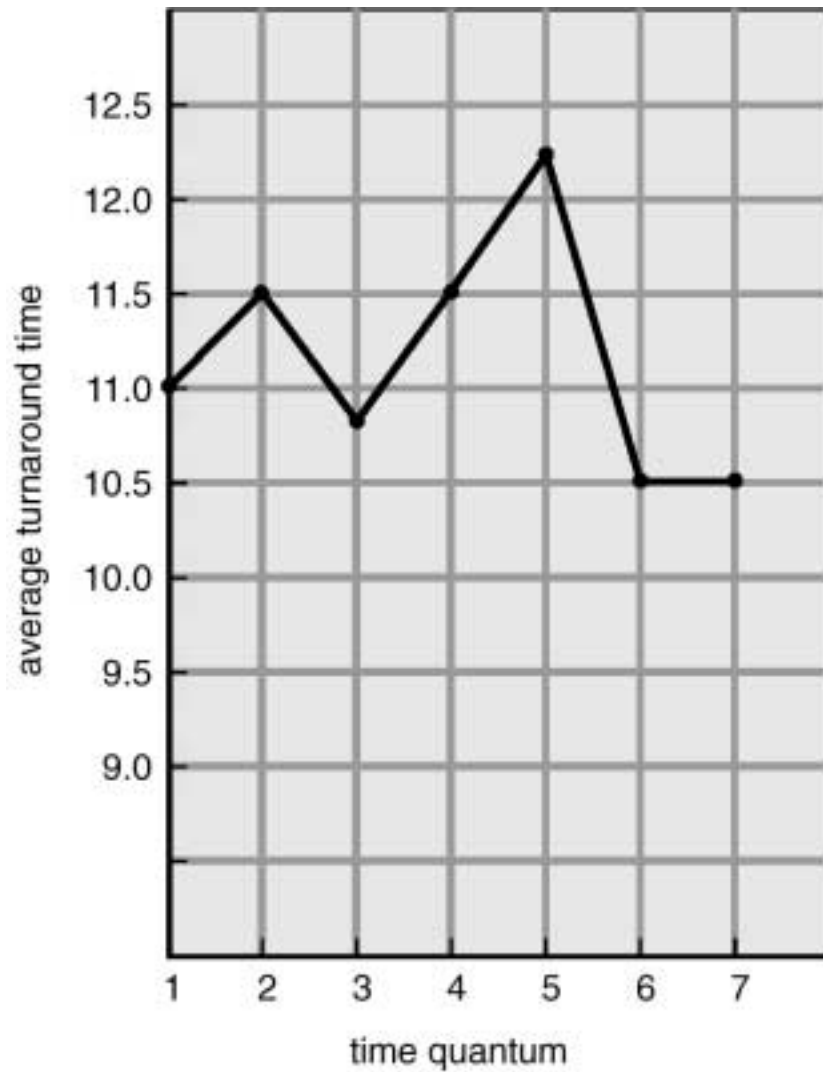


- Typically, higher average turnaround than SJF, but better *response*.

# How a Smaller Time Quantum Increases Context Switches



# Turnaround Time Varies With The Time Quantum



process	time
$P_1$	6
$P_2$	3
$P_3$	1
$P_4$	7

# Multilevel Queue

- Ready queue is partitioned into separate queues:  
foreground (interactive)  
background (batch)
- Each queue has its own scheduling algorithm,  
foreground – RR  
background – FCFS
- Scheduling must be done between the queues.
  - Fixed priority scheduling; i.e., serve all from foreground then from background. Possibility of starvation.
  - Time slice – each queue gets a certain amount of CPU time which it can schedule amongst its processes; i.e.,  
80% to foreground in RR
  - 20% to background in FCFS

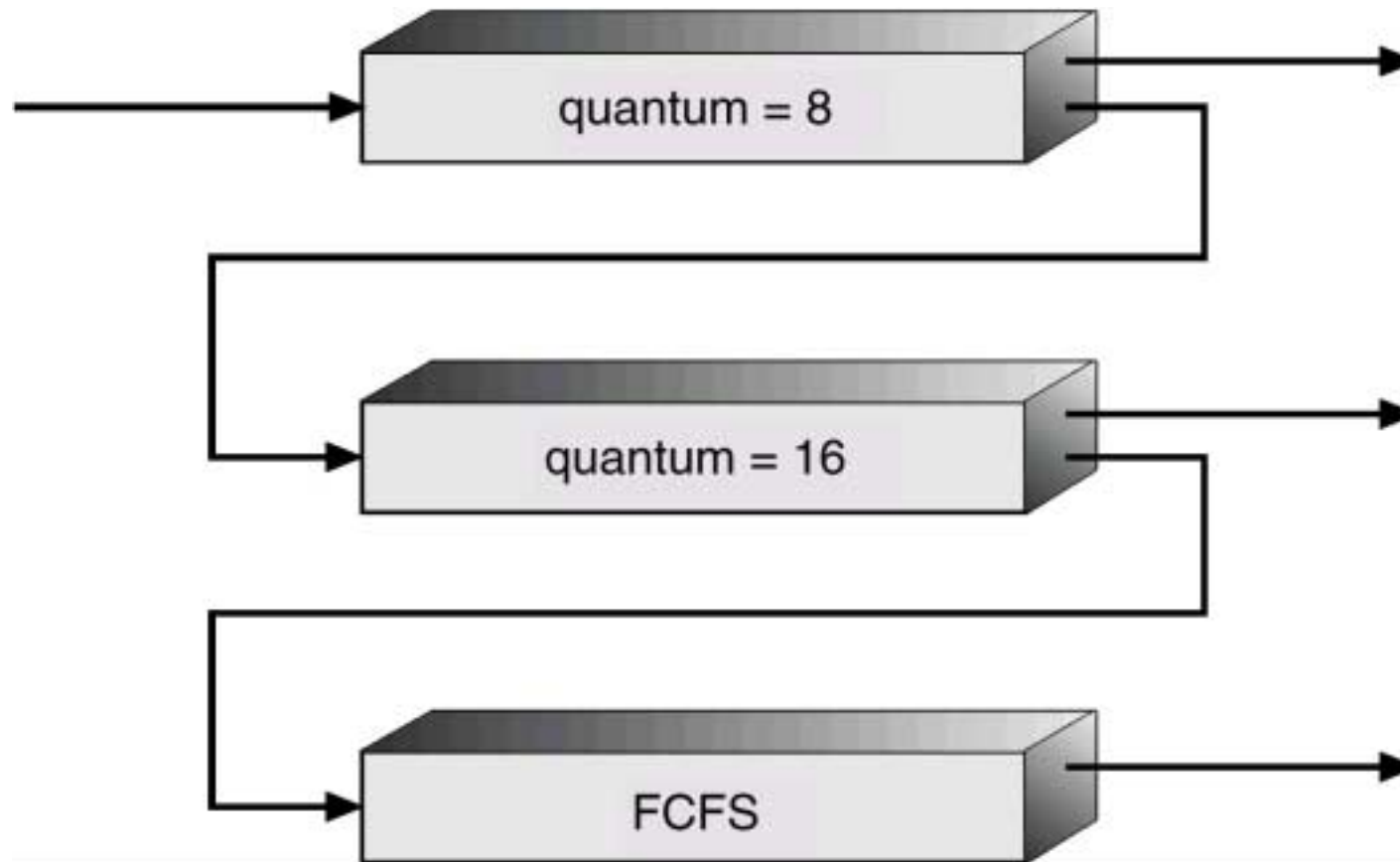
# Multilevel Queue Scheduling



# Multilevel Feedback Queue

- A process can move between the various queues; aging can be implemented this way.
- Multilevel-feedback-queue scheduler defined by the following parameters:
  - number of queues
  - scheduling algorithms for each queue
  - method used to determine when to upgrade a process
  - method used to determine when to demote a process
  - method used to determine which queue a process will enter when that process needs service

# Multilevel Feedback Queues



# Example of Multilevel Feedback Queue

- Three queues:
  - $Q_0$  – time quantum 8 milliseconds
  - $Q_1$  – time quantum 16 milliseconds
  - $Q_2$  – FCFS
- Scheduling
  - A new job enters queue  $Q_0$  which is served FCFS. When it gains CPU, job receives 8 milliseconds. If it does not finish in 8 milliseconds, job is moved to queue  $Q_1$ .
  - At  $Q_1$  job is again served FCFS and receives 16 additional milliseconds. If it still does not complete, it is preempted and moved to queue  $Q_2$ .

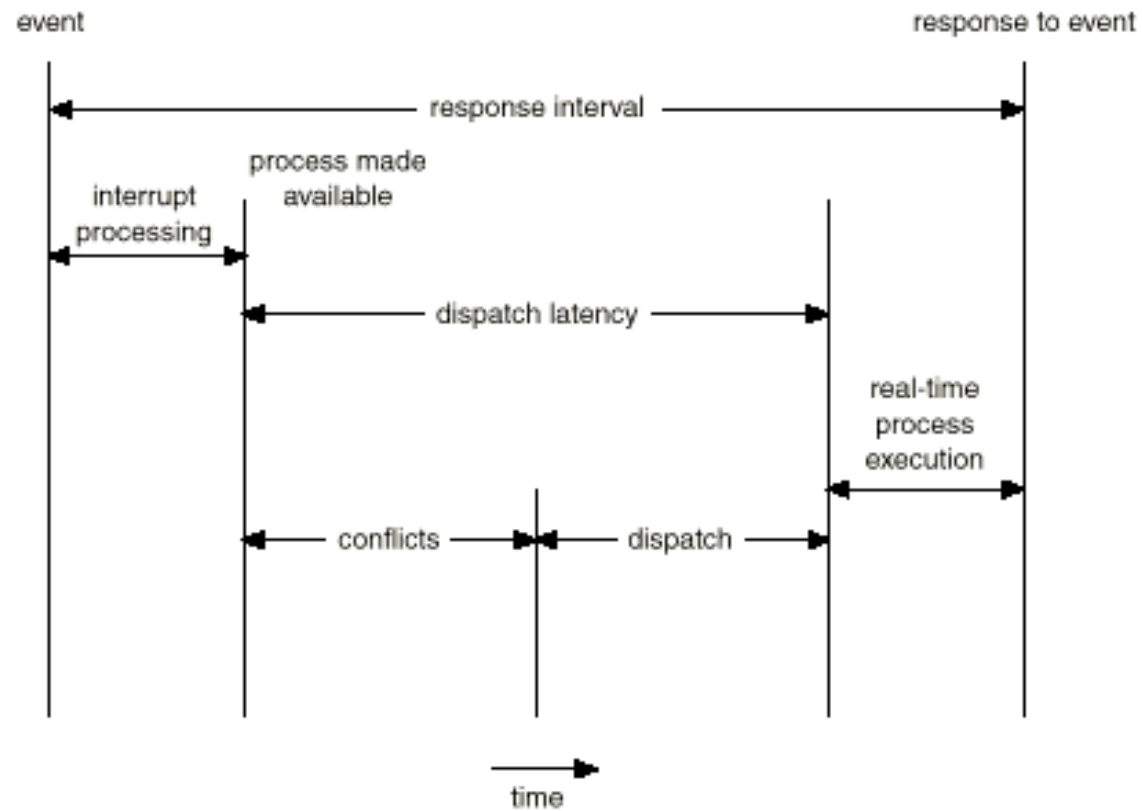
# Multiple-Processor Scheduling

- CPU scheduling more complex when multiple CPUs are available.
- *Homogeneous processors* within a multiprocessor.
- *Load sharing*
- *Symmetric Multiprocessing (SMP)* – each processor makes its own scheduling decisions.
- *Asymmetric multiprocessing* – only one processor accesses the system data structures, alleviating the need for data sharing.

# Real-Time Scheduling

- *Hard real-time* systems – required to complete a critical task within a guaranteed amount of time.
- *Soft real-time* computing – requires that critical processes receive priority over less fortunate ones.

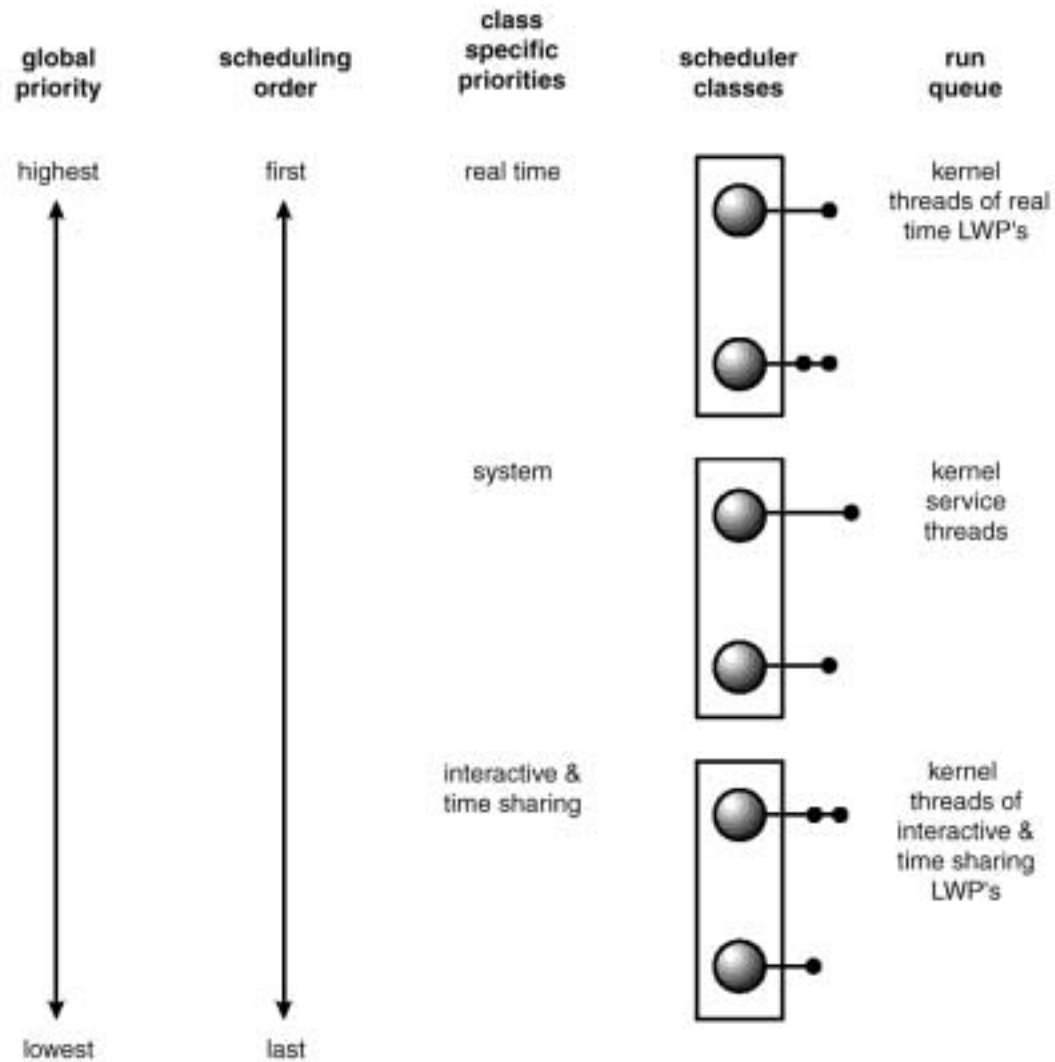
# Dispatch Latency



# Thread Scheduling

- Local Scheduling – How the threads library decides which thread to put onto an available LWP.
- Global Scheduling – How the kernel decides which kernel thread to run next.

# Solaris 2 Scheduling



# Java Thread Scheduling

- JVM Uses a Preemptive, Priority-Based Scheduling Algorithm.
- FIFO Queue is Used if There Are Multiple Threads With the Same Priority.

## Java Thread Scheduling (cont)

JVM Schedules a Thread to Run When:

- The Currently Running Thread Exits the Runnable State.
- A Higher Priority Thread Enters the Runnable State

\* Note – the JVM Does Not Specify Whether Threads are Time-Sliced or Not.

# Time-Slicing

- Since the JVM Doesn't Ensure Time-Slicing, the yield() Method May Be Used:

```
while (true) {  
    // perform CPU-intensive task  
    ...  
    Thread.yield();  
}
```

This Yields Control to Another Thread of Equal Priority.

# Thread Priorities

- Thread Priorities:

<u>Priority</u>	<u>Comment</u>
Thread.MIN_PRIORITY	Minimum Thread Priority
Thread.MAX_PRIORITY	Maximum Thread Priority
Thread.NORM_PRIORITY	Default Thread Priority

Priorities May Be Set Using `setPriority()` method:

```
setPriority(Thread.NORM_PRIORITY + 2);
```

# Algorithm Evaluation

- Deterministic modeling – takes a particular predetermined workload and defines the performance of each algorithm for that workload.
- Queuing models
- Implementation

# Evaluation of CPU Schedulers by Simulation

