

Using Timelines in The Master Genealogist

Prepared by Shane Baker for
the August 2006 meeting of
the Canberra TMG Users Group

© Canberra TMG Users Group, 2006

What are timelines in TMG?

According to the *TMG Users Guide*: “A timeline is a separate database of historical events in chronological order”. Timelines can be turned on or off and can be applied to all people in a data set, or individuals.

When timelines are applied, the events stored in the timeline will show if they occur within that individual’s life span. See the pink tags in Illustration 1 below

Illustration 1: Timelines in individual view

Type	Date	Name/Place	Age	M	S	12DPM	E	T
Birth	22 Jan 1839	Cardinals Green, Shudy Camps, Cambridgeshire, England	-1			3.23.		
* Birth	28 Jan 1839	Cardinals Green, Shudy Camps, Cambridgeshire, England	0			3.33.		
	12 Sep 1839	John Webb departs England	0				
Witness	08 Jun 1841	Residence: Frederick HYMUS (154), High Street, West Wickham, Cambridgeshire, England	2			3.23.		
Enigration	07 Jun 1841	1841 Census: Ages over 15 rounded down to the nearest 5 years, over 70 to the nearest 10	2				
	18 Dec 1841	(w) Frederick HYMUS (154), Gravesend, England; aboard the "Cleider"	2			33333		
	18 Dec 1841	Frederick Hymus and family depart England	2				
Arrival	10 Apr 1842	Accompanied, Frederick HYMUS (154) and Phoebe BARRETT (155); Port Leschenault, Australind, Western Australia, Australia, Arrived	3			33332		
	10 Apr 1842	Hymus family arrives in Australind, WA.	3				
Anecdote	___ Apr 1847	Attacked by wild pig as child (according to RWV Hymus (June 1997) in April 1847.	8				
	30 Mar 1851	1851 Census	12				
	___ Aug 1854	Carl August Heinrich Schwarze arrives in Victoria.	15				
	21 Feb 1855	Susan Goodyear arrives in South Australia.	16				
	29 May 1855	Elizabeth Wilton arrives in South Australia.	16				
* Marriage	21 Apr 1857	William Henry Robert DAY (135), Rockingham, Western Australia, Australia, Susan Hymus aged 18 when married according to her Death	18			3322.		
Marriage	21 Apr 1857	William Henry Robert DAY (135), Canning River, Western Australia, Australia, Susan Hymus aged 18 when married according to her Death	18			3322.		
Name-Marr	21 Apr 1857	DAY	18				
* Dou-Bo	06 May 1857	Sarah Ann DAY (109), Serpentine, Western Australia, Australia; Shown as Jarrahdale in Hodges family bible	18				
* Son-Bo	29 Jun 1858	James DAY (137), Rockingham, Western Australia, Australia	19				

What are timelines used for?

A timeline can be used to place an individual within an historical context. In Illustration 1, two timelines are in use:

- ◆ a timeline of British census; and
- ◆ a simple timeline of my ancestors’ known arrivals in Australia.

By using these timelines, I am prompted to use British census data for those ancestors in the UK, while the custom database assists in establishing ancestors concurrently in Australia.

Timelines’ use is limited by your needs and imagination.

How are they different from the History Tag?

According to *Hoffman (2003:112)*, “the history tag might be thought of as a one-event Timeline”. It is a one-event tag, which is also specific to a particular data set. Thus, unlike timelines it cannot be shared.

Using Timelines in The Master Genealogist

How do I activate Timelines in TMG?

The *Timeline Manager* is accessed through the *Tools* menu:

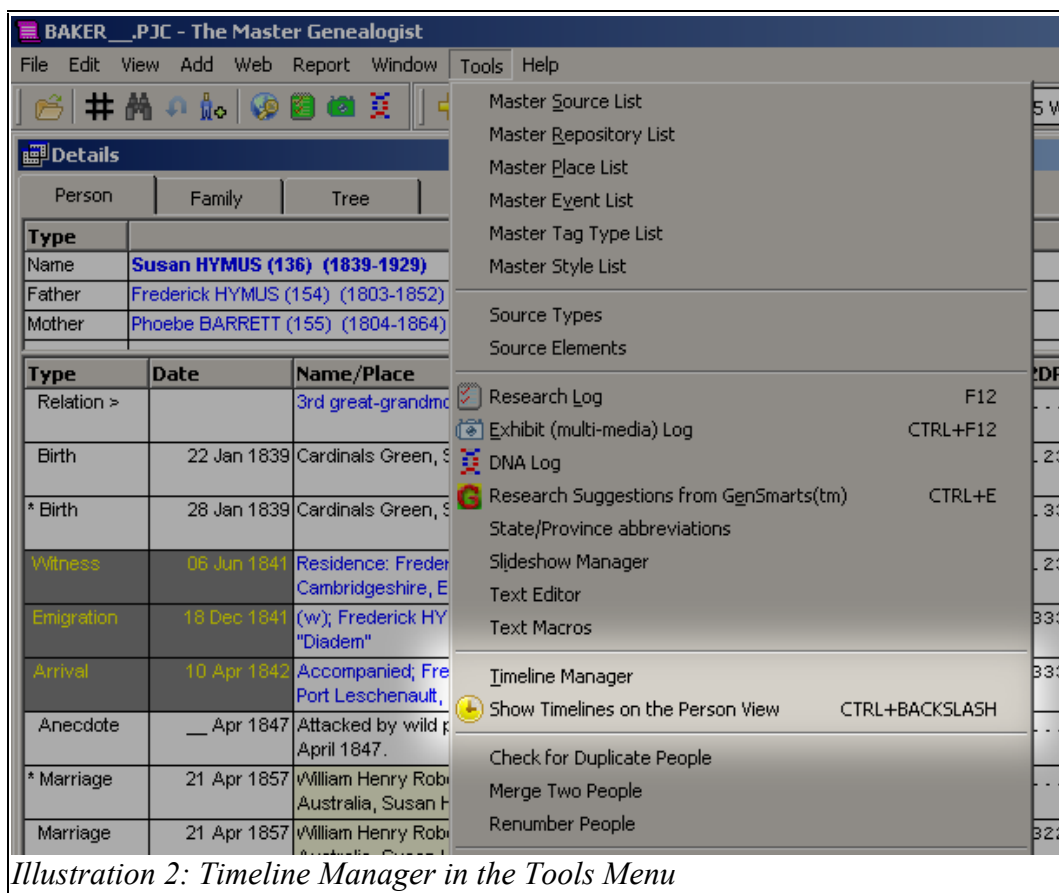
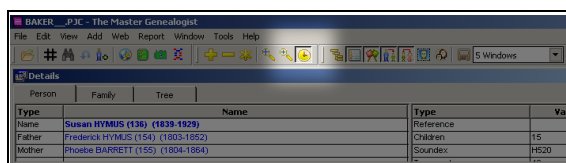


Illustration 2: Timeline Manager in the Tools Menu

You will see that a keyboard shortcut (Control plus backslash (\)) will also activate Timelines, as well as the “clock” icon on the toolbar also switches timelines on or off:



The *Timeline Manager* is simple to operate, with few buttons (see Illustration 3 below). In this case, the ARRIVALS timeline (complete with spelling error in the description) has been selected. Further down the list (not shown), a British Census timeline is also selected.

Using Timelines in *The Master Genealogist*

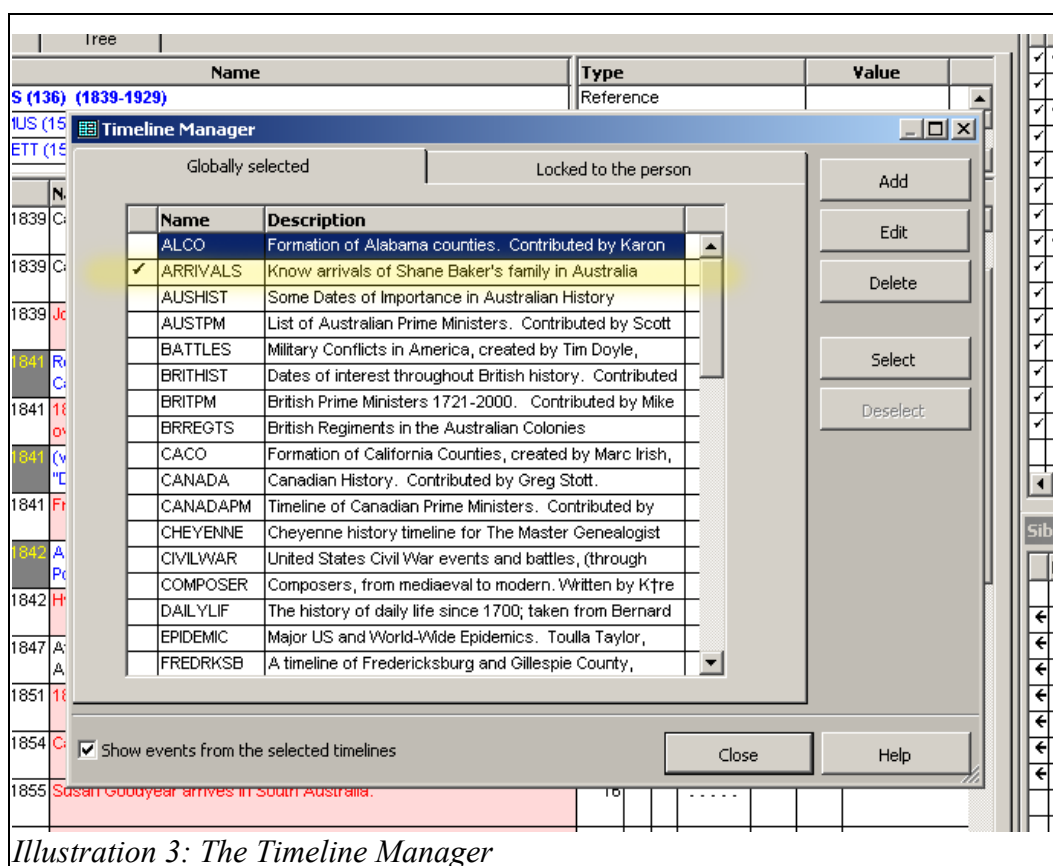
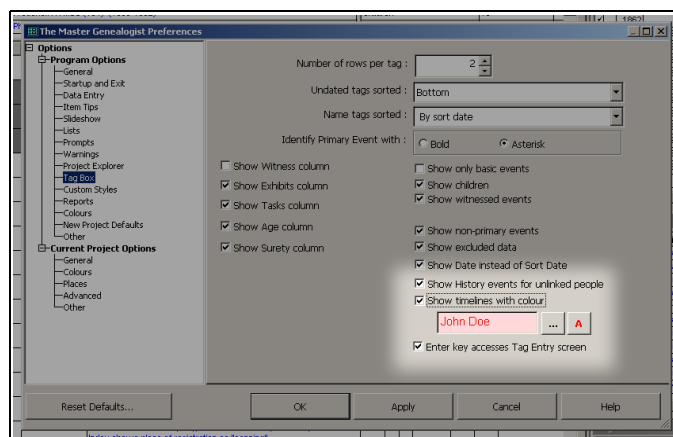


Illustration 3: The Timeline Manager

Colour highlighting

As with most things in TMG, we have options with timelines. As can be seen from the illustrations above, timelines are colour highlighted. The preferred colour may be selected from File → Preferences:



Adding and editing timelines

Timelines can be created by you, obtained from other users, and of course edited within TMG. Selecting *Edit* in the *Timeline Manager* brings up the *Edit Timeline* window (see Illustration 4 below).

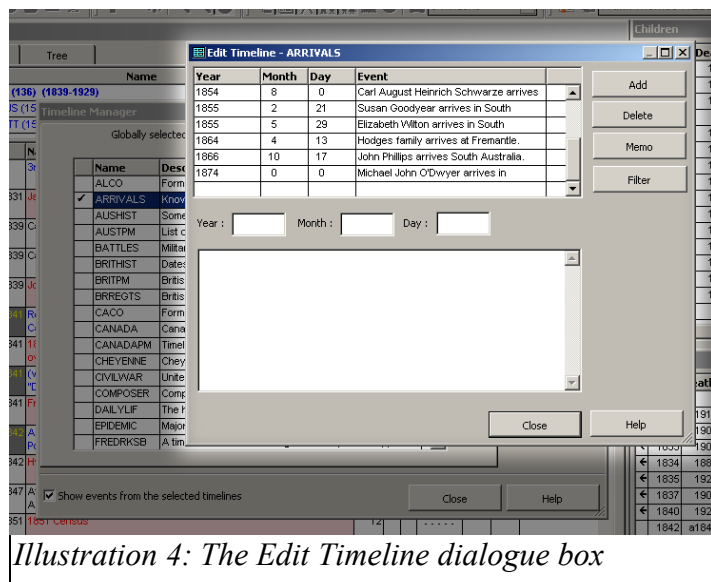


Illustration 4: The Edit Timeline dialog box

Creating your own timeline

Timelines can easily be created in the *Edit Timeline* timeline box. Clicking *Add* in the *Timeline Manager* box brings up a box which allows you to enter a name for the Timeline, and a description of the timeline.

This then takes you to the data entry box, and the timeline is created from there.

It is my experience that the timeline dialogues are flakey (in TMG version 6.09 at least), but despite some annoyances, it does seem possible to create working timeline files in TMG.

Note:

- ◆ the file name is limited to 8 characters,
- ◆ the year is entered in the form year, month and day, and numbers only are used, and
- ◆ according TMG help, in any field in which you can type, there is a right-click menu with cut, copy, paste, and spell checker. The Year, Month, and Day fields support the use of the F2, F3 and Ctrl + F3 hot keys. This is one of the flakey aspects in my experience.

Using Timelines in *The Master Genealogist*

I should also mention the page on the TMG Tips web site entitled *Auto-creation of Timeline Files*. While this has attractions for the creation of large timelines, I could not follow how it worked. Firstly, it assumes that TMG reports can be exported in *Microsoft Excel* format. As far as I can ascertain, this is not the case. Secondly, it requires the use of a full-blown database program such as *Microsoft Access* (although it appears from a brief trial on my part that the *OpenOffice* database package would suit – and at zero cost).

Sources on line

A great many Timelines can be found on the *TMG Tips* page at - <http://www.tmgtips.com/timelines.htm>

The Timelines downloaded from *TMG Tips* are in “Zip” file format. After downloading the files, they should be unzipped and placed in the **timeline** sub-folder in your TMG folder. (NB: In my installation, the default folder name was *The Master Genealogist*. All Timelines will work in all versions of TMG.

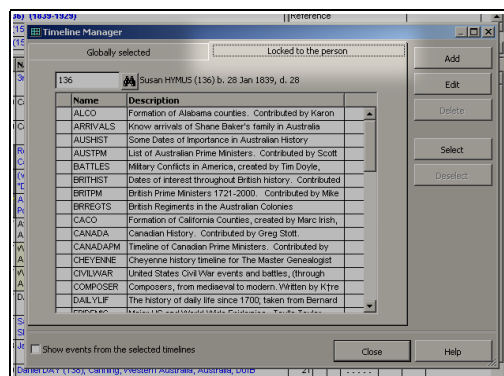
Filters and searches

The **Filter** option in the **Edit Timeline** window does *not* operate as I would expect. Typing text within the filter window will produce a list of entries limited to those containing that text, but this does not carry across to the display in individual views in the main TMG screen. It would seem to be a timeline management feature, rather than a true filter.

Applying timelines to individuals

Sharp eyed individuals will have noted the “Locked to the person” tab in the **Timeline Manager** window.

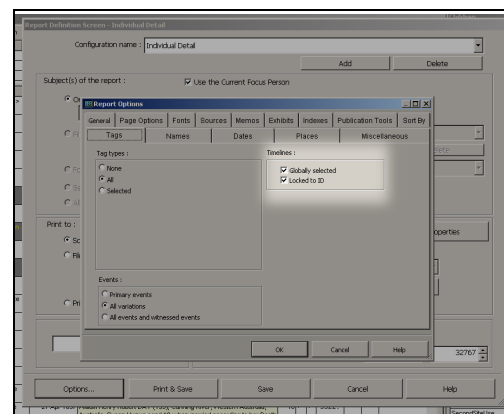
Essentially, this allows a timeline to apply to one or more individuals, in cases in which a timeline might not need to be applied to all records in your data set.



Reports and Timelines

Some reports allow for timelines to be included.

The result can be seen in part of the report shown in Illustration 5 below. My “Arrivals” timeline and the UK Census results are shown.



Using Timelines in *The Master Genealogist*

Individual Detail

Subject* **Susan HYMUS**

Father* **Frederick HYMUS** (b. 23 Feb 1803, d. 11 Dec 1852)
 Mother* **Phoebe BARRETT** (b. 2 Aug 1804, d. 31 Jul 1864)

Burial* 29 Nov 1829 MON AA 1379, Fremantle Cemetary, Fremantle, Western Australia, Australia.

Birth: 5 Mar 1831 James Day arrives in the Swan River Colony.
 Birth* 22 Jan 1839 Cardinals Green, Shudy Camps, Cambridgeshire, England.
 Birth* 28 Jan 1839 Cardinals Green, Shudy Camps, Cambridgeshire, England.
 12 Sep 1839 John Webb departs England.
 7 Jun 1841 1841 Census. Ages over 15 rounded down to the nearest 5 years, over 70 to the nearest 10
 18 Dec 1841 Frederick Hymus and family depart England
 10 Apr 1842 Hymus family arrives in Australind, WA.
 Anecdote: ___ Apr 1847 Attacked by wild pig as child (according to RW Hymus (June 1997) in April 1847.

Apparently fluent in the language of the Murray River tribe and served as an interpreter.

Reared 14 of 15 children!

30 Mar 1851 1851 Census
 ___ Aug 1854 Carl August Heinrich Schwarze arrives in Victoria.
 21 Feb 1855 Susan Goodyear arrives in South Australia.
 29 May 1855 Elizabeth Wilton arrives in South Australia.




Illustration 5: Individual Detail Report output.

Conversely, the Secondary Output tab for the List of people report offers the opportunity to lock or unlock timelines for individuals – see Illustration 6 below.

Report Definition Screen - List of People

Configuration name: List of People

Subject(s) of the report: Use the Current Focus Person

One person
 Filtered group
 Focus Group
 Selected person
 All people

Print to:
 Screen
 File
 Printer

Report Options

General Page Options Fonts Output Columns **Secondary Output** Places Miscellaneous

Create New Project
 Create New Dataset
 Lock Timelines
 Unlock Timelines
 Change Flag
 Suppress output to screen, file, or printer

My Project
 User Defined Name
 ARRIVALS
 AUSHIST
 AUSTPM
 BRITHIST
 BRITPM
 BRREGTS
 CANADA
 CANADAPM
 CIVILWAR
 COMPOSER
 DAILYLIF
 EPIDEMIC
 GERMANY
 GRO
 LYND

known arrivals of :
 Some Dates of Imj
 List of Australian P
 Dates of interest th
 British Prime Minis
 British Regiments
 Canadian History.
 Timeline of Canad
 United States Civil
 Composers, from
 The history of daily
 Major US and Worl
 This timeline tries
 Important dates for
 Victorian times fro

Options... Print & Save Save Cancel Help

Illustration 6: Secondary output locking/unlocking timelines

Using Timelines in The Master Genealogist

References

Hoffman, Lee H (editor), *Getting the Most Out of The Master Genealogist*, Gould Genealogy, Modbury, SA, 2003.

TMG Tips web site: <http://www.tmgtips.com/index.html>

TMG Tips web site – TMG Timelines: <http://www.tmgtips.com/timelines.htm>

Wholly Genes, *The Master Genealogist Users Guide*, 2003.