


September 2006



Contraband

Fly Casters

Tom Nixon Chapter

September Meeting Presentation: Ron Begnaud demonstrating how to tie Enrico Puglisi-style baitfish flies And Dorsy's Kwan Fly. Room 202, Kirkman Hall on the McNeese campus, Lake Charles. 6:00 pm Flytying, 7:00 pm Meeting & presentation

President's Message

I have lots of tidbits of news this month. The first is an attack on the right to hunt and fish by Federal judge Robert G. James. During a case about trespassing where two people were fishing within the highwater mark of the Mississippi River were arrested for trespassing, he decided that they were there legally, but did not have the right to hunt or fish on the Mississippi River (sorry, but this judge is so way out in left field it is ludicrous). First the case is about trespass not right to hunt or fish, so he MAY NOT expand his opinions to cover such. Secondly, he usurping state rights in the process. Traditionally the states have the right to decide where hunting and fishing may occur within their borders (excluding Federal wildlife refuges & parks). In my opinion, this judge is the worst type of judge...one trying to make laws from his court bench. Sorry, that right belongs to the legislative branch. If you want to support the fight against this decision, contact ROWA (Restore Our Waterway Access), P. O. Box 1199, Boutte, LA 70039.

The next announcement concerns the club website. We have a new, ad-free, pop-up free website at <http://www.contrabandflycasters.com>. Ron Begnaud has made a gracious donation of the fee for the website domain name, and he is also springing for the server costs. Ron will also

be the new webmaster for the new website. Some materials, such as the Tom Nixon swaps & patterns will probably remain at the <http://cbfc0.tripod.com> domain. I'll try to match the look of the new website as best I can, and the links will also be available from the new website eventually. For a couple of months probably, both websites will be active while things are ported from one site to the other. Retrieval or archived newsletters from the new site is much easier, and the lack of pop-ups, is a very nice feature as well. If you have suggestions for the new website, shoot Ron an e-mail at contrafly@cox.net. The club e-mail address remains contrabandflycasters@yahoo.com.

The next Gulf Coast council planning meeting will occur on Saturday evening at the North Toledo Bend Rendezvous scheduled for November 3, 4 & 5. Planning continues apace for the 1st GCC Conclave next May in Lake Charles. Bill Heugel is rounding up fly tyers for the event right now. I've been trying to deal with getting a mailing list for the GCC started from FFF lists of Texas, Louisiana and Mississippi. We hope to have the first GCC newsletter out sometime in mid to late November. I'm recruiting fly patterns, pictures and articles for this first edition. Anybody got something they want to say??

Mark Delaney

A Shopping Trip

On Saturday August 26, 2006, Ron Foreman and I looked at the weather predictions for rain and instead of fishing opted to go to Gander Mountain in Beaumont, TX. Ron was looking for a couple of rods lighter than what he had (lightest he had at that time was an 8 weight). When we got to Gander Mountain, we found the flyfishing area. The rods were spread over three different locations. But there were rods from 4 weights up through 10 weights on sale. After looking through a lot of rods, Ron opted for a 5 weight St. Croix Premier rod in a package that came with a graphite large arbor reel with disc drag, and backing, flyline and leader already on the reel for \$140. As a second rod he chose a packaged Cortland 5-6 weight rod with a graphite click-drag reel with backing and flyline installed for \$80. The packaged rod also had a leader in the package. Ron asked, and the sales people gladly opened the packages so he could examine the rods. Many of the rods on sale at Gander Mountain were either their own "Guide series" or Albright rods. I've cast both rods that Ron bought and they are both pretty sweet, laying lines out easily. Gander Mountain has some flytying materials, such as chenilles, dubbing, Estaz, etc. and a limited amount of freshwater fly hooks. It's probably worth a stop if you have other business in Beaumont. By the way...it poured rain.

Inaugural Saltwater Flyfishers Picnic

The Inaugural Saltwater Fly-Fishers picnic will be October 14, 2006 at Woodland Plantation (south of New Orleans). The cost is \$50 per person and includes an all-you-can-eat lunch, dinner featuring Louisiana cuisine and live music. Special guests include Flip Pallot, chico Fernandez, Tim Borski, Enrico Puglisi, Conway Bowman, Scott Sommerlatte, Kirk Deeter and Yellowdog Outfitters. If you plan to attend, please call Alec Griffin of Uptown Anglers at 504/529-3597 so he can get a preliminary head count.

North Toledo Bend Rendezvous

The North Toledo Bend Rendezvous is scheduled for November 3, 4 & 5 at North Toledo Bend State Park near Zwolle, LA. Cost for the weekend is \$30. People are expected to bring food to share, and there will be people tying, sharing (lies?) and fishing. The \$30 is payable when you get there. For more information see Walter McLendon's website at

<http://homesprynet.com/~waltermc/Rendez/indexR.htm>.

Possible CFC Trip to the Little Red

At the August meeting we discussed the possibility of organizing a trout fishing trip to the Little Red River in Arkansas in November. Danny Williams provided some preliminary estimates of costs, based on the participation of six members (per person):

| | |
|-------------------------------|--------------|
| 3 nights lodging | \$75 |
| Fuel | \$150 |
| Ark. temp. lic. + trout stamp | \$29 |
| Food & sundries | \$75 |
| Total | \$329 |


These are estimates, and the fuel estimates include towing a boat or canoe. Since these estimates were made, fuel prices have also dropped. If you are interested, show up at this month's meeting or contact Danny. I know I'd really like to make this trip, and the price is pretty reasonable (and bet we can get it under \$300). I haven't waded a stream in a long while, and it remains one of the things I love to do.

New on the Web

Of course one of the newest things on the web is our new website at <http://www.contrabandflycasters.com>. But also new is the newest online edition of the online magazine "Hatches" at <http://www.hatchesmagazine.com>. The September issue contains lots of new articles and stories, but one of the unique features this month is the downloadable flytying videos available at <http://www.hatchesmagazine.com/page/september2006/260>. The videos are by Kevin McKay of <http://www.mainflyfish.com>. They include the Brassie, Chernobyl Ant, CL, Clouser minnow, Griffith Gnat, Hare's Ear Nymph, Maple Syrup, McKay Special, Mickey Finn, Pheasant Tail Nymph, and Woolly Bugger. A word of warning though, the server that the videos are on is not very fast...the smallest one still took me over 10 minutes to download on a high speed connection. Mr McKay also seems to have a hang up...he finished all of his flies with three three turn whip finishes. I'll say this for him..his heads are certainly never going to come apart. This would be an excellent series of videos for any beginning tyer to have.

Freshwater Fly of the Month

Pheasant Tail Nymph



Hook: #12-22
Thread: Black, brown, or red
Ribbing: Small Copper wire
Tail: Pheasant tail
Abdomen: Pheasant tail
Thorax: Peacock herl
Wingcase: Pheasant tail
Legs: Pheasant tail

The pheasant tail nymph (PTN) is attributed to Frank Sawyer and so is also called the Sawyer nymph.

Instructions: Wrap thread base back to hook bend and tie in pheasant strands to create tail. Tail length should be same length as hook shank. Use long enough strands to allow for body material. Tie in ribbing material and snip access. Wrap thread forward 3/4 of the way up hook shank. Wind pheasant strands forward approx. 3/4 the way up hook shank and tie off. Then wind ribbing material forward in the opposite direction as the pheasant strands and tie off in the same spot. Tie in more pheasant strands for wing casing and clip butt ends. Tips should point back towards the bend of the hook to the end of the tail. Tie in peacock herl for thorax and snip butt ends. Wrap peacock herl forward and tie off just behind hook eye. Pull wingcase fibers over peacock herl and tie off. Use remaining ends of pheasant strands to create legs by pulling material under thorax and winding thread back a few turns toward hook bend. Whip finish and apply head cement.

There are many variations of the PTN, some incorporating a bit of flash in the abdomen, some a bit in the thorax, some in both. The PTN is a proven trout fly that has also proven effective on panfish, so a good all-around freshwater fly.


Saltwater Fly of the Month

Rattle Shrimp



Hook : 34007 1/0 Mustad
Thread : Nylon - white for pearl mylar, Olive for gold mylar.
Eyes : Lead dumbbell eyes, can be painted later.
Tail/body : Mylar tubing with glass or plastic rattle within.
Underbody : Gold braid.
Body : light coating Epoxy.
Underwing : White Bucktail krystal flash (pearl Mylar version only).
Middle wing : Krystal flash to match mylar tubing.
Overwing : Darker bucktail topped with optional peacock herl.

Why incorporate a rattle in a shrimp fly? There are several good reasons. One is that shrimp actually make a rattling sort of noise when they are trying to avoid predators. Another is that noise will help fish locate your fly when the water visibility isn't too good. Although baitfish don't make a rattle type of noise when they try to escape, it is well known that incorporating a rattle WILL help fish locate a baitfish lure or fly. Two color options are given in the recipe. At the moment if you are fishing in the Calcasieu estuary, I think I'd opt for the white/pearl option, and I'm not even sure I'd add the darker bucktail overwing. Ron Foreman managed to get some hits recently on his all white fly, while my fly with that was similarly colored to the darker fly here got no hits. And there are a lot of shrimp in the estuary at the moment.



Calendar

- Sep 19 NLFF Mtg., 7 pm Camp Forbing, LA
- Sep 19 CFC Mtg., 6 pm tying, 7 pm mtg., Room 202, Kirkman Hall, McNeese campus, Lake Charles, LA
- Sep 21 PBFF Fly Tying, 7 pm Glass Menagerie, 1845 Causeway Blvd., Covington, LA
- Sep 21 NOFF Fly Tying, 7:30 pm Whitney Bank Bldg., 141 Metairie Rd., Metairie, LA
- Sep 25 RSFF Fly Tying, 7 pm Wildlife and Fisheries Bldg., Quail Dr., Baton Rouge, LA
- Sep 25 ORFF Mtg., 7 pm, 226 Lakeside Dr., Monroe, LA
- Sep 28 NOFF Mtg., 7:30 pm, Whitney Bank Bldg, 1441 Metairie Road, Metairie LA
- Sep 29-30 RSFF Lake Concordia Trip Lake Concordia, LA
- Sep 30 National Hunting Fishing Day, all day at locations throughout Louisiana
- Oct 2 ORFF Flytying, 7 pm, 226 Lakeside Dr., Monroe, LA

Officers

President: Mark Delaney, 337/475-5956 (Off), 337/477-3845 (Home), chemprof2001@yahoo.com

Vice President: Ron Begnaud, 337/477-7584, redchaser@redchaser.com

Treasurer: Danny Williams, 337/479-4077, dwilliams@lwcpafirm.com

Newsletter Editor: Mark Delaney, 337/477-3845, chemprof2001@yahoo.com

Webmaster: Ron Begnaud, 337/477-7584, contrafly@cox.net

Club e-mail address:

contrabandflycasters@yahoo.com, messages will come from "Jean Lafitte"

Club website: NEW:

<http://www.contrabandflycasters.com>

Old: <http://cbfc0.tripod.com>