


EXPLORER HORSE & PONY RECORD BOOK

5 Year Olds



12-2004

EXPLORER HORSE PROJECT

Requirements for Explorer Notebooks

Explorer notebooks should be designed as a "cut and paste" project that is appropriate to the member's age. Some suggestions are to use photos, hand drawings, magazine pictures or coloring book pictures.

Mentors and/or parents are encouraged to help but Explorers must do the work. Suggestions to encourage learning, personal experiences, fun and creative ideas are using the storybook format and/or scrapbook. We discourage including very technical information and narratives.

Remember children in the Explorer age range possess a short attention span and their motor skills are not fully developed. BE FLEXIBLE, HAVE FUN, AND BE CREATIVE.

THE EXPLORER NOTEBOOKS SHOULD REPRESENT THE MEMBERS' KNOWLEDGE, ABILITIES, AND EXPERIENCES ACCORDING TO THEIR AGE LEVEL.



#

NAME: _____

CLUB: _____

LEADER: _____


AGE: _____ PHONE: _____

EXPLORER YEAR: _____

ME AND MY HORSE....

EXPLORER

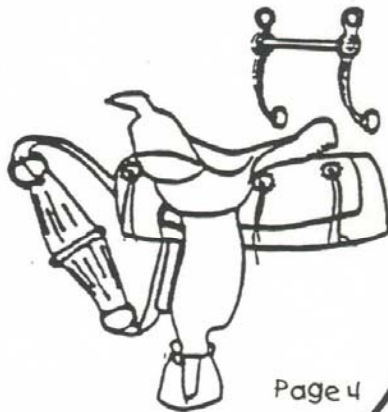
Page 2



I FEED MY HORSE.....



EQUIPMENT I NEED.....



EXPLORER

Page 4

OTHER CARE NEEDED....



EXPLORER



COLOR A RAINBOW HORSE

- 1. Head - Yellow
- 2. Mane - Blue
- 3. Neck - Green
- 4. Back - Red
- 5. Rump - Purple

- 6. Tail - Orange
- 7. Hooves - Red
- 8. Legs - Green
- 9. Barrel - Yellow
- 10. Shoulder - Blue

- 11. Eye - Purple
- 12. Ear - Orange
- 13. Muzzle - Black
- 14. Chest - Pink
- 15. Forelock - Black

