

Kent County 4-H Dog Project

Explorer Notebook Requirements

This notebook should represent the member's knowledge, ability and experiences throughout the member's 4-H year. The goal is a fun experience that tells a story about their project animal and the time spent with the dog. The notebook should be a 'cut and paste' project that is age appropriate. Note: Parents are encouraged to help but the project should be the child's work and ideas.

Project must include:

1. Members name
2. Age
3. Picture of their dog
4. 4-H club
5. First page of Dog project record
6. Proof of vaccinations


Some ideas the member may include:


1. equipment they use
2. learning experiences
3. personal experiences
4. pictures and photographs
5. drawings
6. magazine cut-outs
7. stickers
8. feed labels
9. training session photos.

Suggestions: a diary format, a storybook, or a scrapbook.

Please Avoid: technical writing, lengthy reports, and criticism

Please encourage the 4-H member to do the project. Be flexible, have fun and be creative. The project should be a reflection of the member's experience with their 4-H project. Encourage them to be creative and colorful.





Kent County 4-H


Required
Insert a photo of your Dog here.



Dog Project Record

Member's Name _____ Age as of 12-31 _____

4-H Club _____



Club Leader _____

- You must complete one Project Record for each dog you are exhibiting
- Please refer to the Dog project Guidelines for notebook requirements