



# Chuckle Sheet

COAI Alley # 194  
WCA Alley # 233



## Parade Report

Please thank Bizzy and Lindsey, Itchee, Sparkle, Smiley and Stitches. A special thanks to Dimples for the use of her truck for transportation after the parade. We all had a great time. Good parade, lots of fun.

## Library

Clowns Galore has a "library" available to all members. Video tape of make-up being demonstrated. Strutters "Guide to make-up" book, and "The Best of World Clown" articles. These can be signed out at any meeting for one month.

## Your Membership

This note is to inform everyone that they must be members of Clowns of America International. This is a mandatory requirement in the by-laws of Clowns Galore. If you have not provided your COAI membership number or proof of registering, your name will be dropped from the mailing list and thus will not receive this newsletter anymore.

Please sign up with COAI and continue to receive this wonderful newsletter, plus gaining all the benefits of being a member of COAI.

**Please sign up!!**



## Upcoming June Meeting



### Face-Painting & Clown-A-Rama

Clown-A-Rama prep, skit run thru's and face-painting!! Bring your supplies to practice hands-on Face-painting. This should be fun. Paint each others faces or practice on your own arm or leg. This is a great way to learn and practice this valuable skill as a clown.

### Inside this issue:

Parade Report	1
Library	1
Your Membership	1
Upcoming June Meeting	1
From the President	2
Balloon Corner	2
Clown History	3
Balloons for Sales	4
Cartoon	4
Games!!	5
Website of the Month	5
Dates to Remember	6

**'In every real man a child is hidden that wants to play'**

**- Friedrich Wilhelm Nietzsche**

## Note from the President

Summer is upon us, drought, heat, and mosquitoes. Take care when clowning, especially outdoors.

A Big thank you to Katie Adams for the great puppetry lecture & demo. Thanks also to Maureen for setting up yet another great program. Gene & Maureen Belote, Pam Wolin, and Kay Blaise performed this month at Salvation Army Preschool. A great time was had by the toddlers and the clowns!

Check the activities list at the meetings, and don't forget to sign up. Also, if plans change and you cannot make an activity, be courteous and call the member in charge to cancel.

Clown - a - Rama

Only two people have come forward to chair committees for our biggest annual event. For our newest mem-

bers, this is an all afternoon event at Pinellas Square Mall on the first Sunday in August. We have a stage show, parade, face-painting and balloon twisting. All to promote our alley and clowning. I need 6 people to come forward to chair committees. I will be calling and asking some of you to take on these tasks. Last year's chair-people will work closely with you to make the job easier.

PLEASE DO NOT LET US CANCEL A 14 YEAR TRADITION.

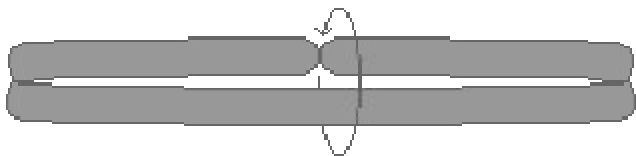
**Thanks, Elaine "Berry-Merry" Pettit**

## Balloon Corner

Supplied by Professor Wonder's Wonder Factory <http://www.willinet.net/~gardner>

### **Palm Tree**

February in Iowa is the snowiest month of the year, so I've been trying to 'think warm' this past month. I got an e-mail from a friend in the Philippines saying it was even chilly there - 78 degrees. Well, spring is almost here, and in the meantime I've come up with a 5-balloon palm tree



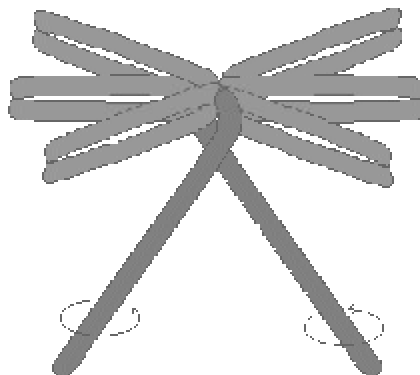
to remind be of warmer times and places. Here it is: Take a green 260 and inflate it all the way, then let out a little air to soften it. When you tie it off, tie it to the nipple end as well, making a large circle.

Flatten the circle by bringing the point opposite the knot across to the knot (see drawing).

Twist *one* of the two parallel sections so that there are twists at each end. Then twist them together at the knot.

Repeat this with two more green balloons.

Twist all three green balloons together at the middles and you have the top of your palm tree.

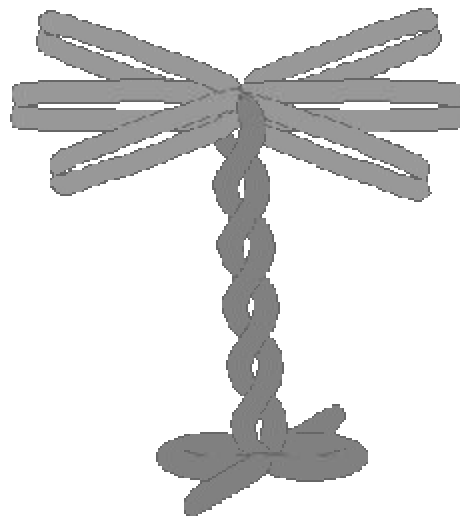


Inflate two brown or black 260's leaving about 1" uninflated.

Tie the knots together and twist that point into the top. Take the free ends of the brown balloons and twist them in opposite directions. This will

cause them to spiral around each other.

When you have about 12 inches left at the bottom of the trunk, twist both balloons together and make about a 4" loop twist in each balloon. Arrange the loop twists and the remaining 4" bubble to form the base of the tree.



## Clown History

Red Skelton (Part One) By: Bruce "Charlie" Johnson



Red's father was Joseph Skelton, a clown with the Hagenbeck & Wallace Circus. Circus clowns didn't earn much money, so Red's mother and three older brothers lived in poverty. His father died of alcohol abuse in 1913 within a few months of Richard Red Skelton's birth on July 18 in Vincennes, Indiana. Joseph didn't have any savings or life insurance so the family was worse off than before. Red began working at the age of seven, and five years later began his show business career when Doc Lewis's Patent

Medicine Show came to town. Red auditioned with a song and dance act, but was rejected. Noticing his disappointment, Lewis let him try selling bottles of his Epsom salts, water, and brown sugar elixir. Selling out quickly, Red rushed back to the stage, tripped going up the stairs and fell off the stage. The audience howled. Impressed by the crowd reaction, Lewis hired Red to fall off the stage. Eventually he was given other duties, including singing in blackface, but Red continued to fall off stages for most of his career. Audiences never seemed to tire of his first comedy bit. After a summer with Doc Lewis, Red returned to school. He displayed no aptitude for reading, writing, and arithmetic, and played hooky whenever a circus or carnival was in town. By age fourteen, Red was six feet tall, but still in the fifth grade. Ridiculed by his younger classmates, he quit school. (Later in his life Red completed high school through a correspondence course.) Red began a sequence of entertainment jobs. When he was fired, or a show folded stranding him, he waited until any kind of show played that town, auditioned for a part and left with them. For example, Red got a job on the stern-wheel showboat Cotton Blossom replacing an actor shot during a gambling dispute. When the captain caught his daughter and Red hugging, he was fired. The manager of a company performing Uncle Tom's Cabin saw Red being kicked off the boat, and offered him an immediate job. Red toured the South and Midwest for a year with the show, playing every role except Little Eva and the bloodhounds. In 1928, when the show was in town the same day as the Hagenbeck-Wallace Circus Red got a job as a walk-around clown. His father had toured as a clown with that same show. Many circuses folded or cut back on personnel in 1929 because of the stockmarket crash and competition from radio and talking movies. Red left the circus and returned to drifting aimlessly from job to job: Chatauqua actor, sideshow barker, one night stand stock company actor, burlesque comic, and any possible circus or carnival job. He was forced into becoming a well-rounded entertainer who could sing, tap dance, play straight roles, perform pantomime, tell jokes, and take pratfalls. Seeing many comics and clowns, he remembered what they did, giving him a wealth of basic material to draw from for switches later in his career. In 1931, he got a job as a clown at a Walkathon. The Walkathons, dance marathons with 50 to 200 couples, lasted days, and occasionally weeks. The Walkathon clown worked seven days a

week for the duration of the contest from 5 PM to 3 AM. If people walked out or fell asleep during his shift, he was automatically fired. Red became known as the best of the Walkathon clowns. Describing his act, Arthur Marx said, "For ten hours out of every twenty-four, Red kept up a running patter of jokes, sang songs, made faces, did imitations, took pratfalls, kissed ladies, crawled under seats, climbed chandeliers, sat on laps, ate neckties, broke plates, undressed, doused himself with soft drinks yanked from customers' hands, walked on all fours, imitated drunks and rubes and 'mean widdle boys,' recited poetry, performed card tricks, rode a tricycle around the edge of the balcony. Once he even stole a mounted policeman's horse from the street and galloped around the auditorium on him, with the cop in hot pursuit." At his second Walkathon, Red met one of the contestants, Edna Marie Stillwell. They were married in June of 1931, and Edna became his manager. Unable to afford writers, Red had to devise his own routines, which he based on observation, particularly of the way people moved. The inspiration for his routines was not always obvious. Watching a baby walk, he realized how similar the unbalanced movements were to a drunk, and used the baby as the model for his classic drunk impression. Red's big break came at the W. E. Tibbets Walkathon in Atlanta, Georgia, where he appeared in a nightly musical review called *As Thousands Cheer*. Red emceed, did his own routines, sang, danced, and acted in sketches. A veteran vaudeville entertainer in the audience was impressed by his performance, and introduced him to Tom Kennedy, a theatrical agent, who began booking him. For a year, Red alternated between appearing at Montreal's Princess Theater and Toronto's Shea Theater; both managed by Harry Anger. The regular patrons got to know and like Red, but one night Anger advised Red to get some new material, because while people still laughed, they didn't laugh as much. Red resented it, but in hindsight was grateful for being shaken out of his complacency. Going to a coffee shop for a midnight snack, he became fascinated watching a man clumsily dunking doughnuts in a coffee cup. Inspired, Red created a demonstration of different types of dunkers, the careful dunker, sloppy dunker, fancy dunker, the one who allows the doughnut to dissolve, and finally the cowardly dunker who waits until he thinks nobody is looking before slipping his pastry into his cup. It took several sleepless nights and performances to perfect the thirty-minute routine. To provide reality he used actual doughnuts, eating twelve a show, three times a day. He gained thirty-five pounds in the first three weeks. The doughnut routine propelled Red into big time vaudeville, and he created other demonstrations of how people did things.

Excerpted from *The Clown In Times*  
Volume Four Issue Two  
Copyright 1997 by Bruce Johnson.  
All rights reserved.

## Balloons for Sale!!

We just got in a new order of balloons,

They are all for sale.

We have 130T's Reg. asst.	@ \$6.00	144 count
We have 160Q's Reg. asst.	@ \$6.50	144 count
We have 260Q's Reg. asst., Entrainers asst.	@ \$5.50	100 count
260Q's Metallic	@ \$6.50	144 count
We have Bee Bodies asst. colors	@ \$5.50	100 count
We have 6" hearts asst. colors	@ \$6.00	100 count
We have 5" smiley face asst. colors	@ \$8.50	100 count

We have just a couple of spaghetti blaster pumps for sale @\$6.50

I would be happy to special order anything available thru Balloon Distributor like single color bags or Geo Blossoms or straws, saucers, cup & sticks, Mini high bounce balls in asst. colors.

Just call on me for anything at all. Pam (Itchee) @ 797-1164  
or e-mail me at -- Itchee001@aol.com

© 1999 Randy Glasbergen. [www.glasbergen.com](http://www.glasbergen.com)



**"It's the latest innovation in office safety.  
When your computer crashes, an air bag is activated  
so you won't bang your head in frustration."**

## Games!!

### **Chicken Game**

Divide kids into teams. One leader per team. The leader is the Rooster. The rest of the team are Hens. The Rooster wears a colored bandana to represent his team. All of the team Hens get a feather of the corresponding color. Candy corn in individually wrapped bags are thrown around the floor/room/yard. The Hens' job is to strut and cluck like chickens to find the corn, flapping their arms folded like wings. The Hens point out the corn to the Rooster. The Rooster is the only player allowed to use his hands to pick up the corn. No one can speak. The Hens may cluck and call like a chicken. The Rooster may only crow when he picks up the corn. He may only pick up corn from his own team Hens. When all corn is collected, the team with the most wins.

### **Farmer Bob's Farm Animal Roundup**

Make barns out of cardboard boxes. Make as many barns as you want teams. Divide kids into equal teams. Purchase beanbag or stuffed animals in farm animal theme, eight or more each. I chose pigs, lambs & cows. Each animal type represents a team, or you could mix them up. Put the barns at one end of the area. The teams stand at the far end of the area. The kids run down, stand behind a line, toss the animals into the barn, one by one, until all are in. Then run back to tag the next team member to go, relay style. Each barn requires a person to dump the animals to prepare for the next runner. A variation is to have a hobby horse to ride down instead of run. Another variation is to add a cowboy hat to have to put on before running down.

### **Shoe Box Shuffle**

This one could have lots of variations. Divide kids into equal teams. Place large box at one end of area. Have kids remove one shoe and place it in the large box. Kids get into their teams at the other end of area from box. ream

## Website of the Month

*T. Myers Magic*  
<http://www.tmyers.com/>

T Myers Magic, Inc. aims to deliver a high quality product with legendary service. We will try to treat each customer with the respect due a friend. And we will strive to do each of these things better every day.

members have to step their bare foot into an empty shoe box and shuffle down, find their other shoe, put it on, run back, and tag the next person (relay style).

### **Clown Dress Up Relay**

Divide into teams. Place large box full of variety of old clown costume pieces at far end of area. Place bags of sponge rubber clown noses at other end of area by kids. Kids have to first put on clown nose, run down, put on one piece of costume then run back and tag next player, relay style. First team done wins. Great time to take group pictures!

### **Variety of relay races:**

- spoon carrying cotton ball down and back
- inflated balloon held between knees all the way down and back
- balloon held between two people down and back (no hands)

### **Drop by Drop (outside game)**

Divide kids in equal teams. Place clear plastic container (tumbler or empty liter bottle) at far end of area, one for each team. Container should have a line drawn around the outside showing how full the container must be to win. You decide how long the game should go on. At the other end one bucket of water, and one spoon per team. Players must run one at a time to the bucket, fill the spoon with water, run to their team's container at the other end and pour their spoonful of water in. Player runs back to next player and hands off spoon, and so on, relay style. The team who fills up to the line first, wins.



CLOWNS GALORE

C/O Steve Fowler  
985 Sunrise Circle  
Palm Harbor, FL 34683



Next Meeting June 5th  
Monday Night 7:00pm

Mailing Address Line 1  
Mailing Address Line 2  
Mailing Address Line 3  
Mailing Address Line 4  
Mailing Address Line 5

We're on the Web  
[http://www.geocities.com/  
Broadway/Alley/3725/](http://www.geocities.com/Broadway/Alley/3725/)

## Dates to Remember

This section will always have the latest dates and times to remember about coming events.

**June 17**—Ronald MacDonald House picnic. Contact Elaine Pettit (727)572-7465

**August 7**—10:30am visit with the Nina Harris School 'R club kids. Contact Jo Parris

**August 15**—10am show at the Salvation Army daycare center contact Gene Belote (727)7368422

**Every Wednesday** – Tampa Bay Jugglers Club 7PM 4719 Prescott St, Tampa For details call Ed (813) 527-1716.

**3rd Sunday (even Months only)** - Storytellers Guild, Seminole Library.

All dates and times are subject to change. Please contact the appropriate group for any schedule changes and details.

## Clowns Galore Officers

President:

Elaine "Berry Merry" Petit (727)572-7465

Vice President:

Steven "Bumper" Fowler (727)784-8206

Secretary:

Michele "NoseDive" Alonso (727) 524-1410

Treasurer:

Kerry "Luvy-Duvy" Bauer (727)588-2320

Board Members @ Large:

Kay "Pockets-D-Clown" Blaise  
(727)586-5313

Pam "Itchee" Wolin  
(727)796-1164

