



()

• •

•

•

•

•

•

()

•

•

()

•

•

:

•

•

•

•

•

•

•

•

•

•

•

•

•

•

•

•

•

•

•

•

-
-
-
-
-

...

():



321.000.000)

1.386.000.000

1.338.000.000

(

(

332.500.000)

%90

%95

.(165) 50

:

97

100

:

!!!

!!!



Credit: Kidzone Fun Facts

%90

%10

()

212)

(100

%100

.()

:

%70)

.

(

.

.

.

%10

10

:

:



" "

.(3100)

12900

1

2.5

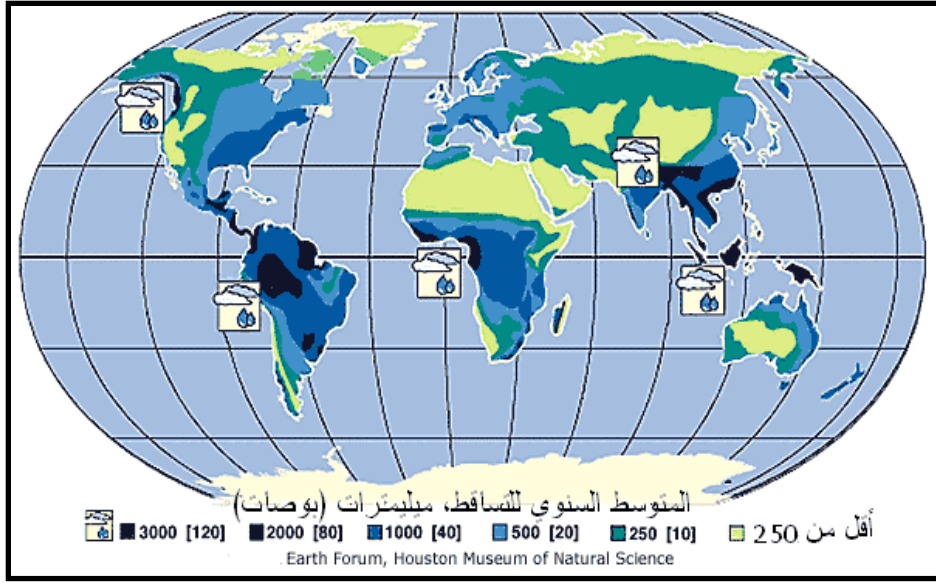


()



1.140
14

(450)



:



%90

%10

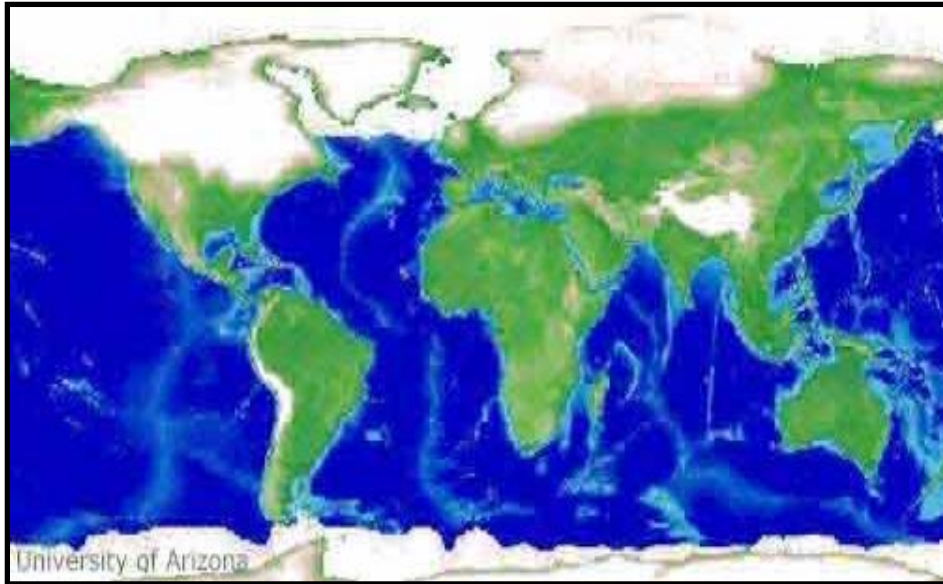
(5000) 1500

.(14000) 4300

:

100

20000



:

11 10

230) 70

-
-

: .(

(400) 122

-

125

-

(18) 5.5

.(165) 50

3

:



Hetch-Hetchy basin near Yosemite, California. Photo by David Gay

:



Overland runoff from disturbed areas often contains excessive sediment in addition to water. (USGS)

)

.(

.

.

.

:

"

"

.

!!!

.

()

()

.

.

.

.

:

:

.

.

.

.

.

.

.

.

:

:

.

.

.

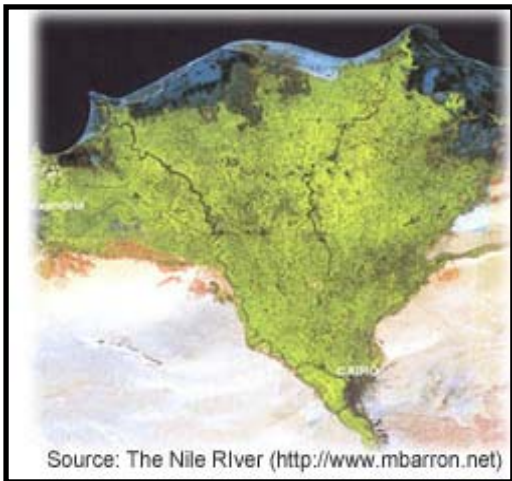
.

.

.

.

()



()

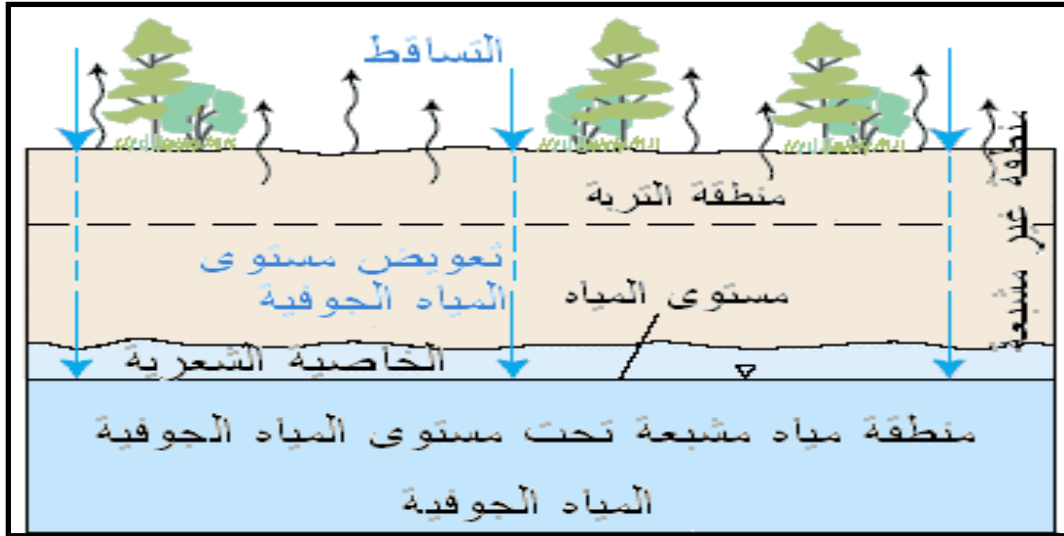
%3

%0.9

%20

%0.006

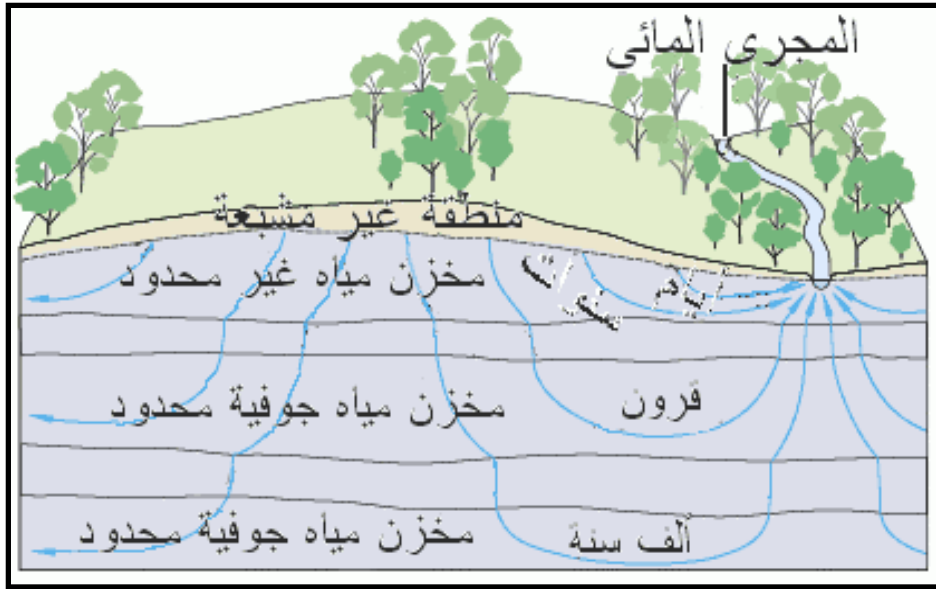




() :



Ground-water discharge in Snake River Plain, Idaho, USA



!!!

:





Credit: Ming kei College, Hong Kong

10

%

40.000 3.000)

15.100 - 11.400

40.000) 151.000

(

(

:

:

:

•

:

•

:

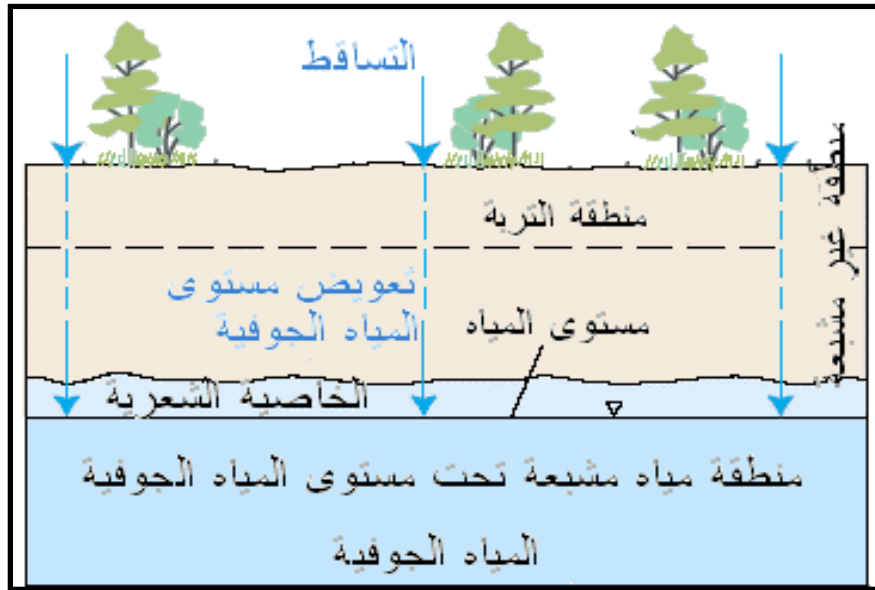
•

:

•

:

:



:



