

YOU MISS TO DETERMINED STRUCTURE OF ORGANIC COMPOUND; NATURAL PRODUCT OR SYNTHETIC "MAKED COMPOUND ON PURPOSED", WHY, BECAUSE YOU MISS IDENTIFIED SMALL PEAKS THAT APPEARS ALWAYS ON EVERY ¹H NMR (PROTON NMR) SPECTRUM, THE SMALL PEAKS ALWAYS APPEAR ACCOMPANY EVERY PEAKS (CH₃, OH, OCH₃, CH₂, CH, N, AND ALSO Cl)

(Atep Nurdjaman™, Initial AN™, Years 2006 ©)

Dedicated to researchers who has been identified small peaks on ¹H NMR spectra but doesn't get reasonable explanation for revealed function and how small peaks dealt on structure elucidation. And also dedicated to my family

Published by Atep Nurdjaman to Claimed that Theory of Structure Elucidation of Organic Compound Existing Now Has Been Wrong And Mistake(s): Because You-Researcher(Founder) Miss Consider Small Peaks that Always Appears With CH₃ Peak, OH Peak, OCH₃ Peak, CH₂ Peak, CH Peak, N Peak, And Also Cl Peak. The Peaks (CH₃ Peak, OH Peak, OCH₃ Peak, CH₂ Peak, CH Peak, N Peak, And Also Cl Peak) Who Appears on ¹H NMR Spectrum Has Been Defined Incorrect Because Small Peaks Appears As Part of Those are Peaks. The Small Peaks Called As RAN or Riket Atep Nurdjaman or Riken Atep Nurdjaman by me-myself(Atep Nurdjaman) Who Has Function As Additional Connector Between One Element And Others Beside Existing Hands of Each Elements. The Function of RAN As Additional Connector Especially In Term To Explained Theory Connectivity of Element AN, To Explained Theory Connectivity of Structure Organic Compound AN, And Also To Explained Theory Connectivity To Determined Chemical Reaction on Atep Nurdjaman Laws (Chemical Reaction for-on Atep Nurdjaman). RAN DEFINITELY FOUND BY ME MYSELF-ATEP NURDJAMAN. ATEP NURDJAMAN IS FOUNDER OF RAN (RIKE(T or N) ATEP NURDJAMAN OR RAN-CONNECTOR HANDS), ATEP NURDJAMAN IS FOUNDER OF THEORY CONNECTIVITY OF ELEMENT AN, ATEP NURDJAMAN IS FOUNDER OF THEORY CONNECTIVITY OF STRUCTURE ORGANIC
LAST BUT NOT LEAST, THIS PUBLICATION IS FIRST PUBLICATION WHO REVEALED COMPLETELY ABOUT RAN (RIKE(T or N) ATEP NURDJAMAN OR RAN-CONNECTOR HANDS), FIRST FOUND OF RAN HAS BEEN PUBLISHED PREVIOUSLY ON BOOK AND CD-ROM AND ALSO IN INTERNET BASED ON TITLE Parts of Noble Qur'an on Interpretation Has Mistake Meaning(s) And Also Against Hisself And Others: Probably When Translate To Indonesia From Arab Has Been Wrong (As Compared study because others book have same mistake), THE WORD OF RAN HAS BEEN PUTTED ON THAT PUBLICATION ON MY BACKGROUND SITE, MORE EXPLANATION OF HUNDREDS OF ORGANIC COMPOUNDS WHO AS FUNDAMENTAL FINDING OF RAN WILL PUBLISHED SOON ONE PUBLICATION AT TIME NEARLY IN FUTURE

ATEP NURDJAMAN, DR (Doctor)™

MANTAN DOSEN UNIVERSITAS PADJADJARAN, SUMEDANG-INDONESIA

IN ADD FORMER LECTURER (TEACHING STAFF-DO LECTURER) ON STATE UNIVERSITY OF PADJADJARAN (STATE U ran or SUP), SUMEDANG-INDONESIA NOW AS RESEARCHER-INDEPENDENT FOR REVEALED UNARRANGED THEORY IN MY FIELDS (ORGANIC CHEMISTRY AND BIOLOGY) AND ALSO REVEALED THE WRONG AND MISTAKE(S) ON MY BIBLE (NOBLE QUR'AN), AND ALSO NOW AS WRITER™

B A N D U N G

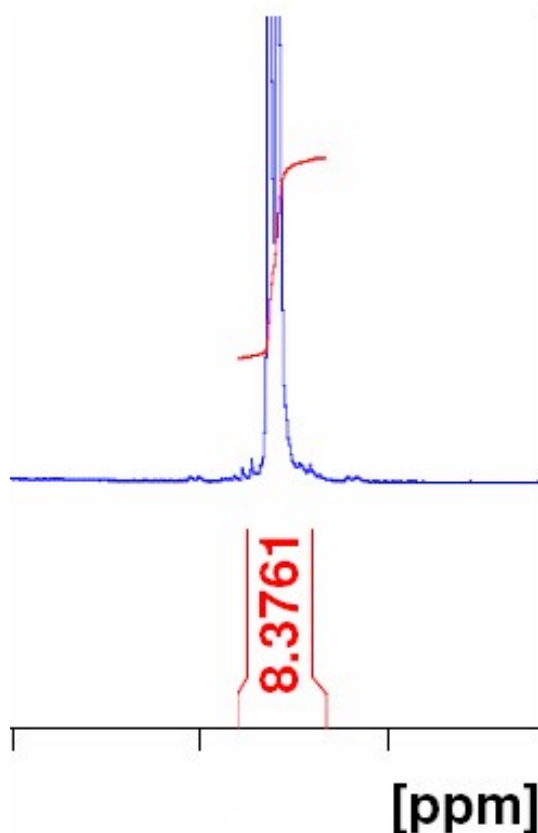
TAHUN 2006 All Right Reserved

TITLE:

**YOU MISS TO DETERMINED STRUCTURE OF ORGANIC COMPOUND; NATURAL PRODUCT OR SYNTHETIC "MAKED COMPOUND ON PURPOSED", WHY, BECAUSE YOU MISS IDENTIFIED SMALL PEAKS THAT APPEARS ALWAYS ON EVERY ^1H NMR (PROTON NMR) SPECTRUM, THE SMALL PEAKS ALWAYS APPEAR ACCOMPANY EVERY PEAKS (CH_3 , OH, OCH_3 , CH_2 , CH, N, AND ALSO Cl)
(Atep Nurdjaman TM, Initial AN TM, Years 2006 ©)**

THESE:

2 (TWO) PEAKS OF CH_3 ACCOMPANIES 4 SMALL PEAKS DOUBLET



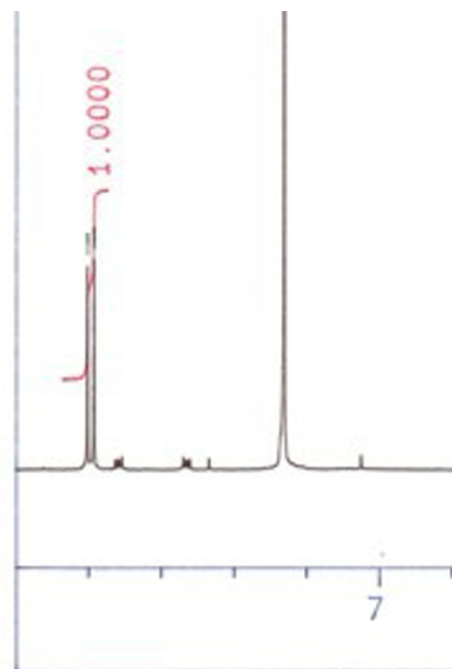
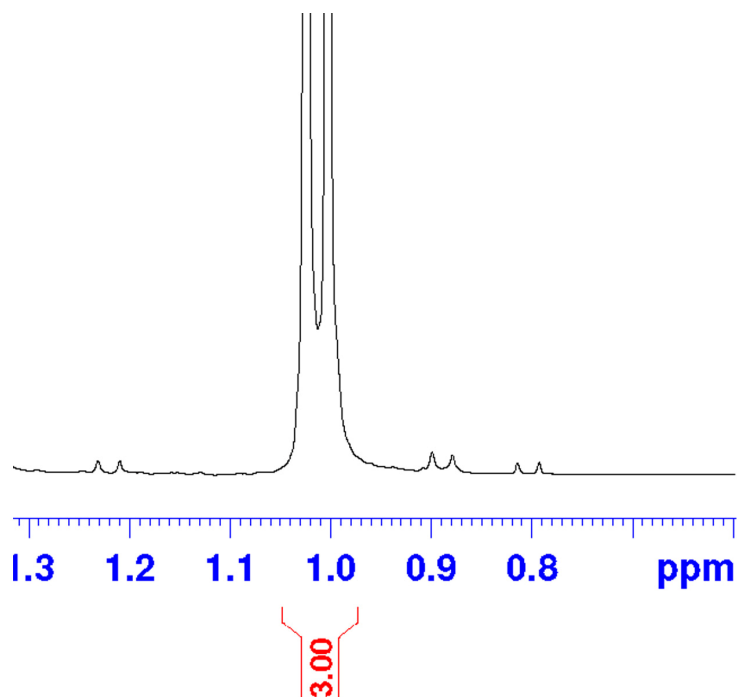
AND ALSO OTHERS, PEAK OF OH, PEAK OF OCH_3 , PEAK OF CH_2 , PEAK OF CH, PEAK OF N, AND PEAK OF Cl

If we observed the peaks each in ^1H NMR graph or spectrum we can found many peaks always accompanied by small peaks just like in picture above, that tell about peaks of CH_3 accompanies by small peaks in left side of CH_3 peaks and also right side of CH_3 . In that picture we can saw that theres 4 small peaks doublet, these 4 small peaks is belong of 2 CH_3 peaks, so each CH_3 peaks always accompany by 2 small peaks, why, because that small peaks is part of CH_3 peaks in shape feature doublet.

CONTRA FACT:

THE TECHNICIAN THINK THAT SMALL PEAK IS SPINNING SIDE BANDS WHO RAISED BECAUSE INHOMOGENEITIES IN MAGNETIC FIELD AND ALSO BECAUSE

INHOMOGENEITIES IN SPINNING TUBE. TECHNICIAN SAY THAT SMALL PEAKS ALWAYS APPEARS SYMMETRICALLY TO THE STRONG ABSORPTION PEAKS (CH₃, OH, OCH₃, CH₂, CH, N, Cl). BUT FACT THAT I FOUND IS DIFFERENT, WHY, THESE THE REASON: yaou should observed these spectra beford read all explanation, please compared with your perspective, perhaps you also found the reason just like me-myself(Atep Nurdjaman)



Both of pictures shown small peaks on ¹H NMR spectrum accompanies the strong absorption peaks that is peaks of CH₃ (CH₃, doublet) on pict.1 the rest is small peaks accompanies the strong absorption peaks of CH and CDCl₃, shown-2 that small peaks that I call RAN (Rike(t or n) Atep Nurdjaman) or RAN-Connector Hands has *unsymmetrical* position to peaks of CH₃ on pict. 1 and RAN has *unsymmetrical* position to peaks of CH. Technician or text book say that *spinning side bands always symmetricallay* to the strong absorption peaks. And also please observed the numbers of peaks, picture shown not pair of small peaks, meaning theres many possibility that small peaks is not couple, not just like technician or textbook sayed;theres regulary in numbers of small peaks. SO I CLAIMED THAT PICTURE IS FIRST PROVED THAT SMALL PEAKS IS NOT SPINNING SIDE BANDS **BUT** RAN-CONNECTOR HANDS OR RAN (RIKE(T OR N) ATEP NURDJAMAN). (pict.1 is ¹H NMR spectra of Methylcyclohexanone, and pict.2 is ¹H NMR spectra of AC5)

1. Small peaks appeared on ¹H NMR based on inhomogeneities of magnetic field and also inhomogeneities of spinning tube just like technician sayed but give facted arrange order in numbers of small peaks, high of small peaks, and integral numbers of small peaks. If inhomogeneities of magnetic field and also inhomogeneities of spinning tube influenced the result of NMR experiment could be will influenced also to the peaks of..... CH₃, OH, OCH₃, CH₂, CH, N, and Cl in numbers of peaks, high of peaks, and also integral numbers of each peaks (I found the integral numbers of each peaks always stable in value). If inhomegenieties in magnetic field and also inhomogenieties of spinning tube WHY the high of peaks of small peaks always small.
2. Small peaks who appeared always accompanies the strong absorption peaks (CH₃, OH, OCH₃, CH₂, CH, N, and Cl) when observed on all experiment of NMR has connectivity different with peaks of..... CH₃, OH, OCH₃, CH₂, CH, N, and Cl.
For example: Peak of OCH₃ has connectivity with peak of C₁₀ in HSQC and HMBC, the small peaks that raised together with peaks of OCH₃ doesn't has connectivity just like peak of OCH₃ to small

peaks who together accompany peaks of C₁₀. But the fact, the small peaks has connectivity with other small peaks who together with peaks of C on CDCl₃.

CONTRA AGAINST THEORY OF INHOMOGENEITIES IN MAGNETIC FIELD AND ALSO INHOMOGENEITIES IN SPINNING TUBE WHO JUSTIFIED OF SMALL PEAKS AS JUST PEAK WITHOUT MEANING AND FUCTION,

The fact that small peaks always appears connect to other small peaks not only to same small peaks, on ¹H-¹H COSY experiment has shown proved that small peaks not always connected to the same small peaks. Other fact is small peaks has connectivity to different small peaks who always accompanies each peaks of CH₃, OH, OCH₃, CH₂, CH, N, and Cl. and all has ability to explained by HMBC experiment, COSY experiment and others.

3. When we observed that small peaks connected to same small peaks on COSY experiment we should not consider that small peaks connect to hisself, but we should think that small peaks connect to same small peaks on different molecule on the same structure, I have proved (based on all NMR experiment) that we should not drawing the structure of organic compound that we found not just like now we draw but we should draw more than on structure and each structure should connected to each others., I WILL SHOWN NEXT (see picture 4;putted on last page of these scientific work paper)
4. I observed that feature of small peaks in term multiplicity always different with the strong absorption peaks (CH₃, OH, OCH₃, CH₂, CH, N, and Cl) who always appears together each. This fact has meaning that all small peaks who appears accompanies each peaks of..... CH₃, OH, OCH₃, CH₂, CH, N, and Cl are raised not coming from each peak of..... CH₃, OH, OCH₃, CH₂, CH, N, and Cl BUT just accompany. SO small peaks is part of peaks of..... CH₃, or OH, or OCH₃, or CH₂, or CH, or N, and or Cl when appears on ¹H NMR spectrum
5. I found many times on ¹H NMR spectra that small peaks unsymmetrically position to the strong absorption peaks (CH₃, OH, OCH₃, CH₂, CH, N, and Cl) not just like technician sayed (see above)
6. Do I right ? Do I make wrong judgement ? Do I make mistake(s) ? or just explanation. I DON'T THINK SO, WHY....BECAUSE I FOUND MANY REASONS FOR DETERMINED THAT SMALL PEAKS IS NOT JUST PEAKS BUT THE SMALL PEAKS IS PART OF STRONG ABSORPTION PEAKS IDENTICALLY NOT AS THE SPINNING SIDE BANDS
7. SMALL PEAKS WILL APPEARS ACCOMPANY THE STRONG ABSORPTION PEAKS AND HAS CONNECTIVITY IDENTICALLY DIFFERENT WITH CONNECTIVITY OF THE STRONG ABSORPTION PEAKS, IDENTICALLY

FACT:

HUNDREDS OF COMPOUNDS HAS BEEN OBSERVED AND EXAMINED BY ME-MYSELF(ATEP NURDJAMAN) AND GIVED FACT ON ¹H NMR SPECTRUM THAT EVERY PEAKS (CH₃, OH, OCH₃, CH₂, CH, N, AND ALSO Cl) ALWAYS TOGETHER EACH WITH SMALL PEAKS THAT I CALL AS RAN OR RIKET(T or N) ATEP NURDJAMAN OR RAN-CONNECTOR HANDS

OTHERS FACT:

THERES REGULARY OF NUMBERS OF SMALL PEAKS (RAN OR RIKE(T or N) ATEP NURDJAMAN OR RAN-CONNECTOR HANDS) ON EVERY ¹H NMR THAT I-ME(ATEP NURDJAMAN) HAS BEEN OBSERVED AND EXAMINED, THOSE ARE:

1. Peak of CH₃ always accompanies by 2 small peaks or 2 RAN (sometimes 2 peaks singlet, sometimes 2 peaks doublet, sometimes 2 peaks triplet, sometimes 2 peaks quartet)
2. Peak of OH always accompanies by 2 small peaks or 2 RAN (sometimes 2 peaks singlet, sometimes 2 peaks doublet)
3. Peak of O CH₃ always accompanies by 4 small peaks or 4 RAN

4. Peak of CH₂ always accompanies by 2 small peaks or 2 RAN (sometimes 2 peaks doublet, sometimes 2 peaks triplet, sometimes 2 peaks quartet)
5. Peak of CH always accompanies by 2 small peaks or 2 RAN (sometimes 2 peaks doublet, sometimes 2 peaks triplet, sometimes 2 peaks quartet)
6. Peak of N always accompanies by 2 small peaks or 2 RAN
7. Peak of Cl always accompanies by 4 small peaks or 4 RAN (2 peaks doublet and 2 peaks singlet)

ADDED INFORMATION: Each peaks of RAN (Rike(t or n) Atep Nurdjaman or RAN-Connector Hands) has been found arranged undefined positioned (sometimes mirror balanced, but next slide to left or slide to right) to peak of..... CH₃, or OH, or O CH₃, or CH₂, or CH, or N, and or Cl, but arrange in numbers.

CONCLUSION:

THERES REGULARY OF NUMBERS OF SMALL PEAKS (RAN OR RIKE(T or N) ATEP NURDJAMAN OR RAN-CONNECTOR HANDS) TOGETHER WITH EACH PEAKS ; CH₃ PEAK, OH PEAK, O CH₃ PEAK, CH₂ PEAK, CH PEAK, N PEAK, AND CL PEAK. BASED ON THESE FACT-FINDING DATA ON ¹H NMR GRAPH, I DECIDED THAT EACH ELEMENTS WHO APPEARS ON ¹H NMR HAS:

1. Element of Carbon (C) *has* 2 RAN or 2 Riket Atep Nurdjaman or 2 RAN-Connector Hands
2. Element of Oxygen (O) *has* 2 RAN or 2 Riket Atep Nurdjaman or 2 RAN-Connector Hands
3. Element of Nitrogen (N) *has* 2 RAN or 2 Riket Atep Nurdjaman or 2 RAN-Connector Hands
4. Element of Chlor (Cl) *has* 2 RAN or 2 Riket Atep Nurdjaman or 2 RAN-Connector Hands
5. Element of Hydrogen (H) *doesn't has* RAN *or doesn't has* Riket Atep Nurdjaman *or doesn't has* RAN-Connector Hands

FUNCTIONS:

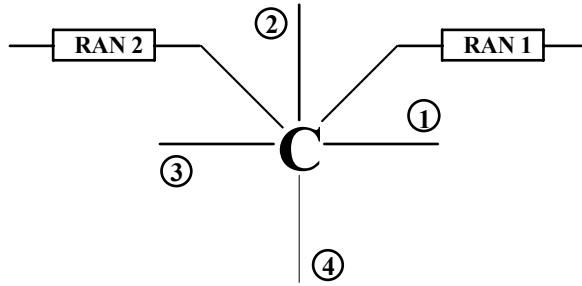
AFTER I AM DOING RESEARCH BASED ON NMR SPECTRA (¹H NMR, ¹³C NMR, HSQC, ¹H-¹H COSY, HMBC, DEPT, D₂O EXPERIMENT, IR NMR EXPERIMENT, NOE, AND NOESY) I DECIDED THAT RAN (RIKE(T or N) ATEP NURDJAMAN) IS CONNECTOR HANDS BETWEEN ELEMENT TO OTHER ELEMENT BESIDE ARM EACH ELEMENTS

BESIDE, OF ABOVE THERES OTHER FUNCTIONS OF RAN, THOSE ARE:

1. Connector between one molecule of compound to other molecule of compound
2. Connector between many molecule of compound to other molecules of compound
3. Connector between one molecule of compound A to one molecule of compound B (or others)
4. Connector between many molecule of compound A to one molecule of compound B (or others)
5. Connector between many molecule of compound A to molecules of compound B (or others)
6. Many possibility connectivity based on RAN for explained the connectivity in system of compound, in organic chemistry or in inorganic chemistry

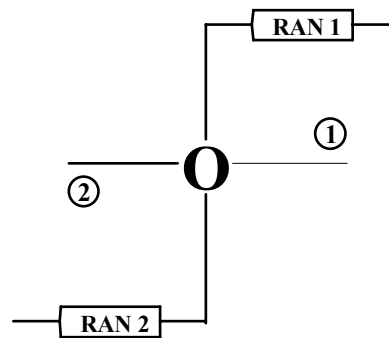
HOW TO DESCRIBED EACH ELEMENT WHO HAS OWN RAN (RIKE(T or N) ATEP NURDJAMAN or RAN-CONNECTOR HANDS):

1. Element of Carbon (C)



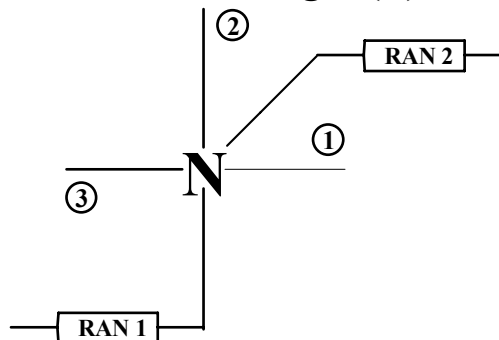
Element of Carbon (C) with own of 4 hands accompanies 2 RAN (Rike(t or n) Atep Nurdjaman or RAN-Connector Hands

2. Element of Carbon (O)



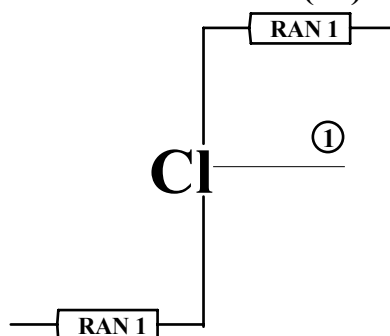
Element of Oxygen (O) with own of 2 hands accompanies 2 RAN (Rike(t or n) Atep Nurdjaman or RAN-Connector Hands

3. Element of Nitrogen (N)



Element of Nitrogen (N) with own of 3 hands accompanies 2 RAN (Rike(t or n) Atep Nurdjaman or RAN-Connector Hands

4. Element of Chlor (Cl)



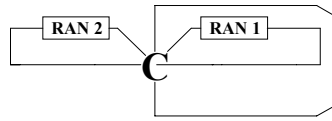
Element of Chlor (Cl) with own of 2 hands accompanies 2 RAN (Rike(t or n) Atep Nurdjaman or RAN-Connector Hands

WHY EACH ELEMENTS NEED FUNCTION OF RAN ?, BECAUSED OF :

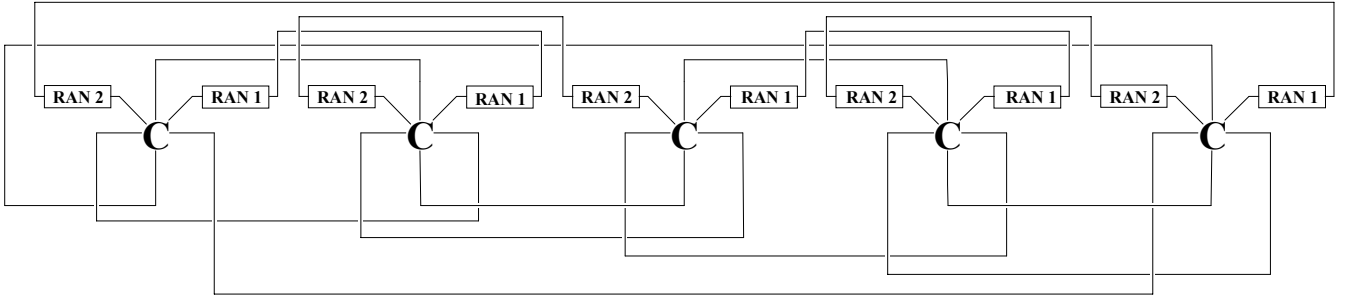
1. Need reason to explained that each element possible connect to other same of element. These explanation has been summarized on **Theory Connectivity of Element AN** (see picture RAN-Examp.1. more explanation you will find on my others scientific paper work publication;1)
2. Need reason to explained that each molecule of compound connect to other same of compound. These explanation has been summarized on **Theory Connectivity of Structure Organic Chemistry AN** (see picture RAN-Examp.2. more explanation you will find on my others scientific paper work publication;2)
3. Need reason to explained that compound connect to other compound. These explanation has been summarized on **Theory Connectivity to Determined Chemical Reaction on Atep Nurdjaman Laws or Chemical Reaction for-on Atep Nurdjaman** (see picture RAN-Examp.3. more explanation you will find on my others scientific paper work publication;3)

Picture RAN-Examp.1. Single of element C who has 2 RAN has been shown connected to 2 hands. And also 5 of elements of C who has 2 RAN each of elements has been too shown connected build compound what we call compound of charcoal

Single of Element of C



5 (Five) of Element of C

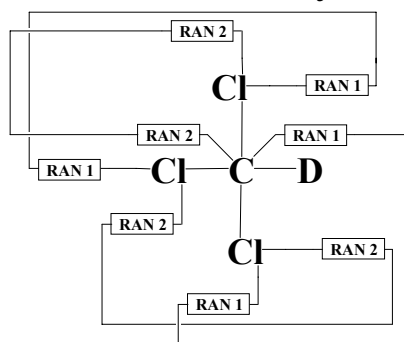


===== SUSPEND =====

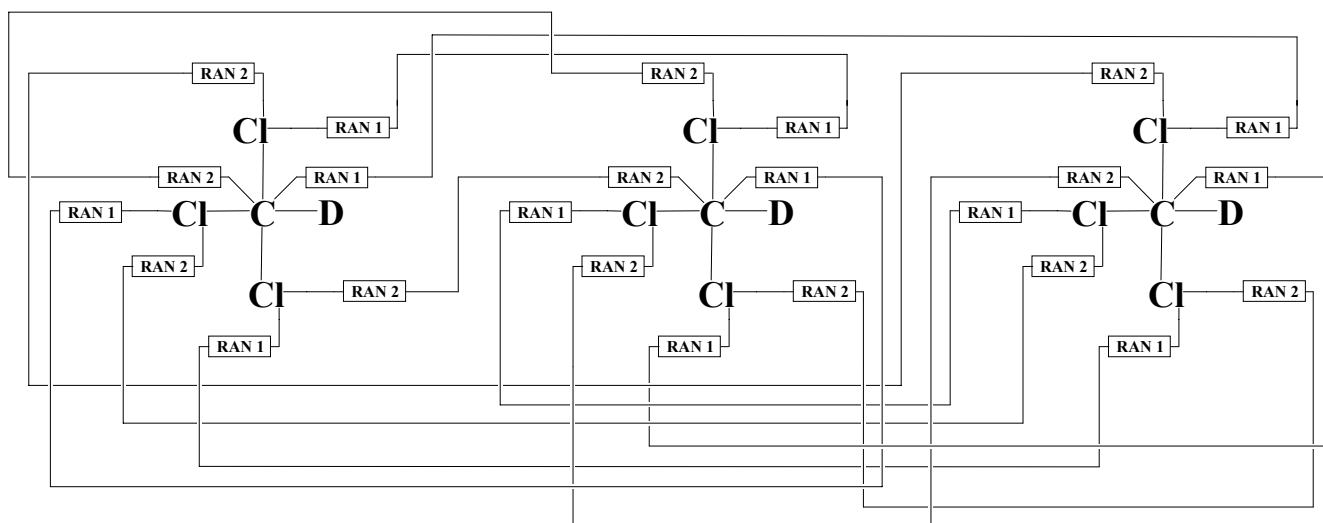
===== CONTINUED TO THE NEXT PAGES =====

Picture RAN-Examp.2. 1 Carbon (C) + 2 RAN, and 1 Hydrogen (H), and also 3 Chlor (Cl) + 2 RAN, all elements and RAN connected to each others build compound of $CDCl_3$ (chloroform)

One molecule of CDCl_3



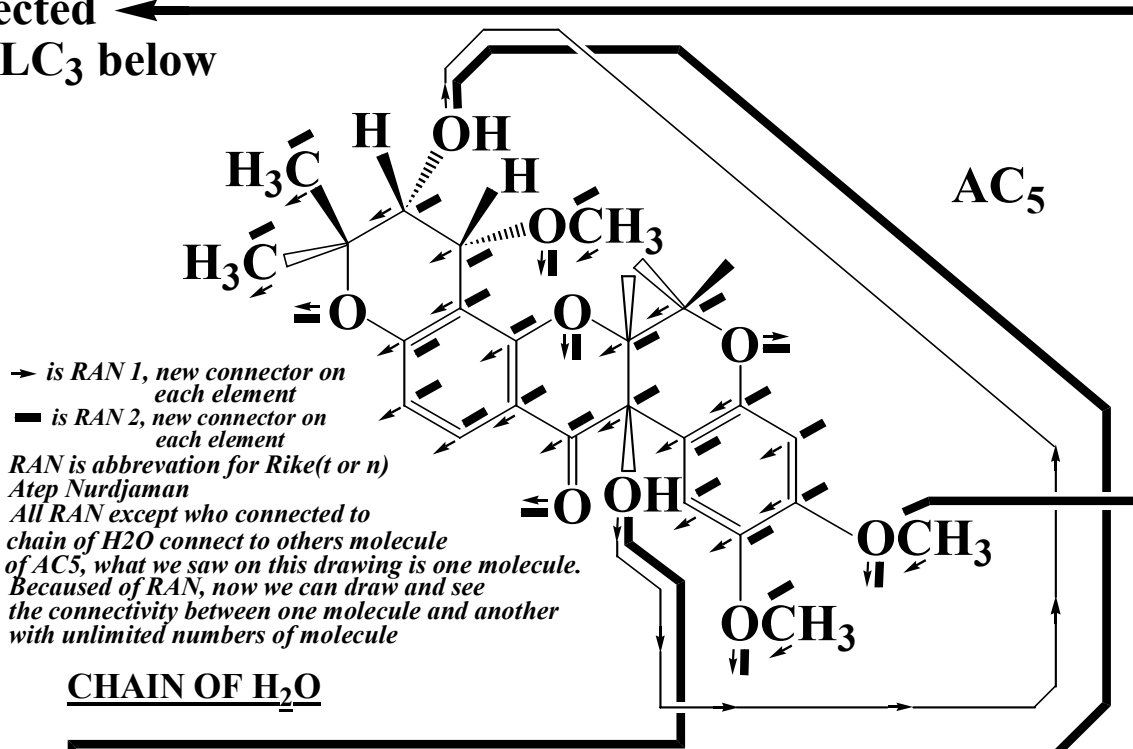
3 (three) molecule of CDCl_3



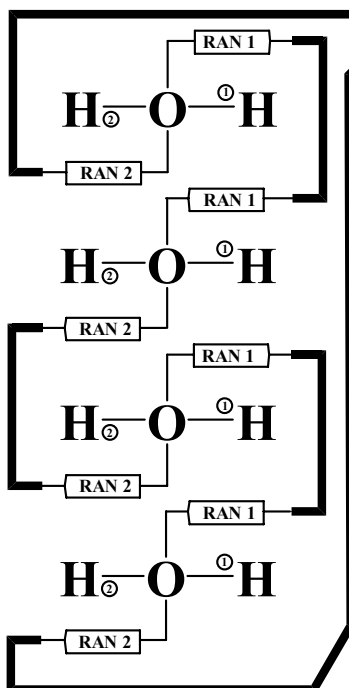
===== SUSPEND =====

===== CONTINUED TO THE NEXT PAGES =====
Picture RAN-Examp.3. AC_5 who has part in shape H_2O (water) structure . AC_5 dissolved on 2 ml CDCl_3 (chloroform deuterated) when measurement of NMR (Atep Nurdjaman, Years 2000-2006). These pict. below explained chemical reaction between AC_5 and CDCl_3 , see the connectivity of AC_5 to CDCl_3 . The connectivity that builded by RAN has meaning dissolved and unvapor.

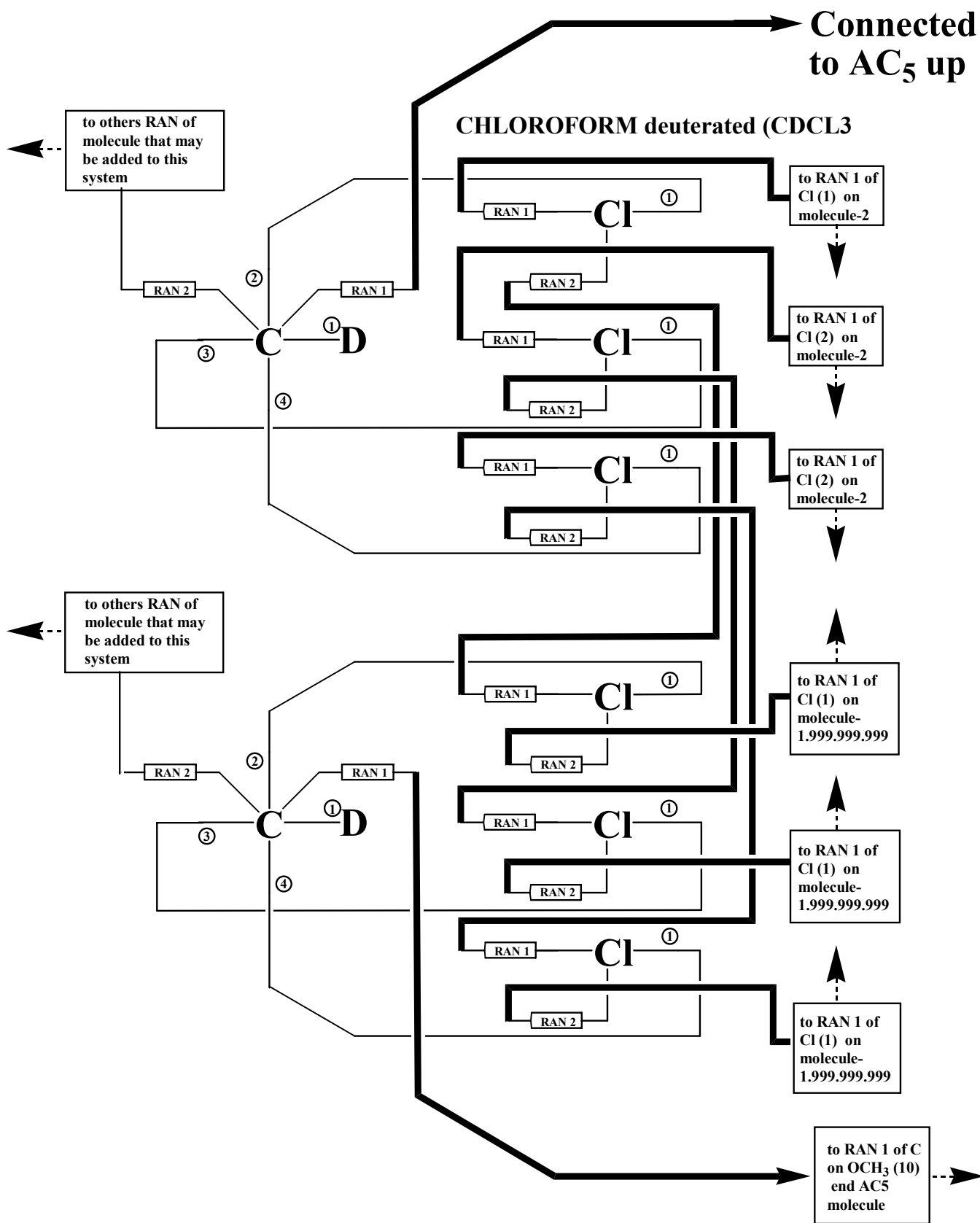
Connected
to CDLC₃ below



CHAIN OF H₂O

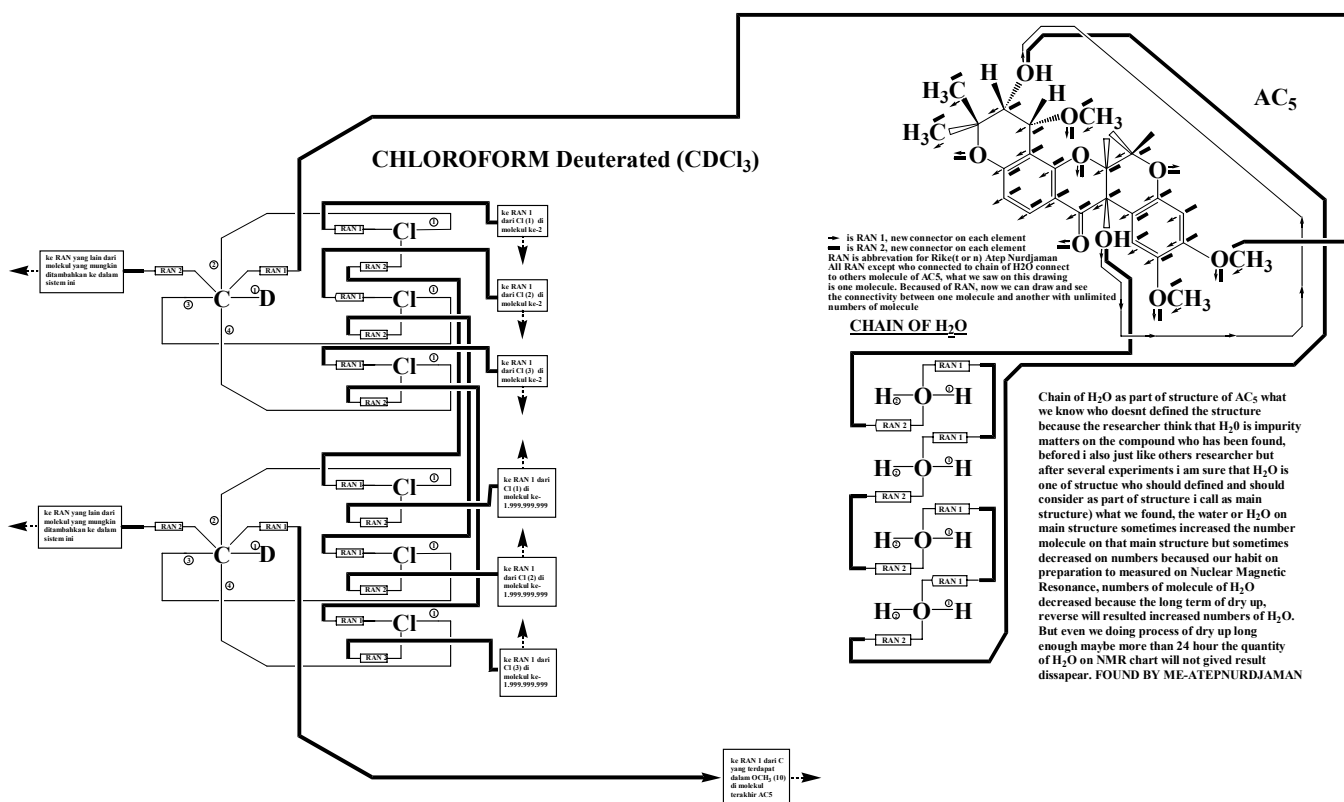


Chain of H₂O as part of structure of AC₅ what we know who doesnt defined the structure because the researcher think that H₂O is impurity matters on the compound who has been found, before i also just like others researcher but after several experiments i am sure that H₂O is one of structue who should defined and should consider as part of structure i call as main structure) what we found, the water or H₂O on main structure sometimes increased the number molecule on that main structure but sometimes decreased on numbers because our habit on preparation to measured on Nuclear Magnetic Resonance, numbers of molecule of H₂O decreased because the long term of dry up, reverse will resulted increased numbers of H₂O. But even we doing process of dry up long enough maybe more than 24 hour the quantity of H₂O on NMR chart will not gived result dissapear. FOUND BY ME-ATEPNURDJAMAN



OR.....in detail in term link-combined

OR.....in detail in term link-combined



Summary

I compared hundreds of ¹H NMR spectrum that represented also same hundreds of compounds for revealed of Riket (t or n) Atep Nurdjaman or RAN or RAN-Connector Hands. The hundreds of compounds represented by group of acid, group of alcohol, group of aldehyde, group of alkanes, group of alkenes, group of alkynes, group of aniline, group of aromatic, group of ester, group of ether, group of ketone, and group of miscellaneous. RAN is connector hands that will make easy explained the connectivity between one element and others, connectivity between compound and others same compound, and also connectivity between compound and others in different compound.

Keywords: RAN (Riket Atep Nurdjaman or Riken Atep Nurdjaman); Connectivity; Theory Connectivity of Element AN; Theory Connectivity of Structure Organic Compound AN; Theory Connectivity to Determined Chemical Reaction on Atep Nurdjaman Laws or Chemical Reaction for-on Atep Nurdjaman

Introduction

When we isolated compound that we think has activity sometime we decided structure without first consider the big picture of compound that we got, for example we isolated 2 mg of compound active from plant A, and then we decided the structure in simple structure just like compound AC₅ above, the other hands we isolated also in same plant (plant A) who found 15 mg of same compound active, next we decided also the structure of 15 mg compound in simple structure, just like before. The question is how to

explained in drawing of 2 mg compound active and also 15 mg compound active ?, next question is how to explained that both compounds active in CDCl_3 the solvent for measured both compounds on NMR-Nuclear Magnetic Resonance)...off course in drawing. Those of question always hunted me until I realized to something that appears on ^1H NMR spectrum as small peaks (high about 1-4 mm or more) that always appears accompanies each peaks that we know before on ^1H NMR. The small peaks I call as RAN or Rike(t or n) Atep Nurdjaman or RAN-Connector Hands. Each peaks that appears on ^1H NMR; peak of CH_3 , peak OCH_3 , peak OH, peak CH_2 , peak CH, peak N, and also peak Cl always together with Riket Atep Nurdjaman or Riken Atep Nurdjaman (RAN). Peak of CH_3 always accompanies by 2 small peaks or 2 RAN (sometimes 2 peaks singlet, sometimes 2 peaks doublet, sometimes 2 peaks triplet, sometimes 2 peaks quartet), peak of OH always accompanies by 2 small peaks or 2 RAN (sometimes 2 peaks singlet, sometimes 2 peaks doublet), peak of OCH_3 always accompanies by 4 small peaks or 4 RAN, peak of CH_2 always accompanies by 2 small peaks or 2 RAN (sometimes 2 peaks doublet, sometimes 2 peaks triplet, sometimes 2 peaks quartet), peak of CH always accompanies by 2 small peaks or 2 RAN (sometimes 2 peaks doublet, sometimes 2 peaks triplet, sometimes 2 peaks quartet), peak of N always accompanies by 2 small peaks or 2 RAN, and peak of Cl always accompanies by 4 small peaks or 4 RAN (2 peaks doublet and 2 peaks singlet)

Materials and Methods

General. Nuclear Magnetic Resonance spectra were recorded with a JEOL 500 MHz spectrometer for measured ^1H NMR and ^{13}C NMR and also HSQC NMR, HMBC NMR, ^1H - ^1H COSY NMR, NOE NMR, NOESY NMR, DEPT NMR, IR experiment, and last was D_2O experiment in available solvent, and chemical shift data are with reference to TMS ($(\text{CH}_3)_4\text{Si}$).

Materials. All compounds was measured due to defined the existing of Riket Atep Nurdjaman or Riken Atep Nurdjaman or RAN or RAN-Connector Hands. List (not all of compound putted in original name) below explained each compound who has been measured for getting data of RAN who appears on ^1H NMR,

Table1. List of Compounds Who has been by Me-Atep Nurdjaman To Do Search and Found Exactly That In Each of Compounds In List Definitely has RAN (Rike(t or n) Atep Nurdjaman) or RAN-Connector Hands Who Identified as Small Peaks Who Always Accompanies The Strong of Absorption Peaks (Peaks of CH_3 , Peaks of OH, Peaks of OCH_3 , Peaks of CH_2 , Peaks of CH, Peaks of N, And Also Peaks of Cl)

No.	Name of Compound	Group
1	Acetic acid	Acid
2	Propanoic acid	Acid
3	Butanoic acid	Acid
4	2-Methylpropanoic acid	Acid
5	trans-2-Pentenoic acid	Acid
6	(E,E)-2,4-Hexadienoic acid	Acid
7	Propenedioic acid	Acid
8	Butanedioic acid	Acid
9	Pentanedioic acid	Acid
10	Methylenebutanedioic acid	Acid
11	Hexanedioic acid	Acid
12	Benzoic acid	Acid
13	2-Methylbenzoic acid	Acid
14	3-Methylbenzoic acid	Acid

15	4-Methylbenzoic acid	Acid
16	4-t.Butylbenzoic acid	Acid
17	2-Hydroxybenzoic acid	Acid
18	4-Hydroxybenzoic acid	Acid
Nu	Name of Compound	Group
19	3-Hydroxy-3-methylbenzoic acid	Acid
20	4-Methoxybenzoic acid	Acid
21	2-Acetoxybenzoic acid	Acid
22	4-Aminobenzoic acid	Acid
23	3-Nitrobenzoic acid	Acid
24	2-Chlorobenzoic acid	Acid
25	2,4-Dichlorobenzoic acid	Acid
26	3-Phenylpropanoic acid	Acid
27	trans-3-Phenylpropanoic acid	Acid
28	N-Benzoylaminoacetic acid	Acid
29	Ethanol	Alcohol
30	1-Propanol	Alcohol
31	2-Propanol	Alcohol
32	1-Butanol	Alcohol
33	2-Butanol	Alcohol
34	2-Methyl-1-Propanol	Alcohol
35	1-Pentanol	Alcohol
36	2-Pentanol	Alcohol
37	3-Pentanol	Alcohol
38	3-Methyl-1-butanol	Alcohol
39	3-Methyl-2-butanol	Alcohol
40	1-Hexanol	Alcohol
41	2-Methyl-2-pentanol (racemic)	Alcohol
42	Benzyl alcohol	Alcohol
43	2-Phenylethanol	Alcohol
44	3-Phenyl-2-propene-1-ol	Alcohol
45	2-Methylphenol	Alcohol
46	3-Methylphenol	Alcohol
47	4-Methylphenol	Alcohol
48	4-Ethylphenol	Alcohol
49	4-t-Butylphenol	Alcohol
50	5-Methyl-2-isopropylphenol	Alcohol
51	trans-2-Butenal	Aldehyde
52	Pentanal	Aldehyde
53	Benzaldehyde	Aldehyde
54	2-Hydroxybenzaldehyde	Aldehyde
55	3-Hydroxybenzaldehyde	Aldehyde
56	3-Nitrobenzaldehyde	Aldehyde
57	2,4-Dichlorobenzaldehyde	Aldehyde
58	4-Methylbenzaldehyde	Aldehyde
59	2-Methoxybenzaldehyde	Aldehyde
60	4-Methoxybenzaldehyde	Aldehyde
61	3-Phenylpropanal	Aldehyde

62	trans-3-Phenylpropenal	Aldehyde
63	trans-2-Methyl-3-phenylpropenal	Aldehyde
64	Pentane	Alkanes or Alkenes or Alkynes
65	2,2,4-Trimethylpentane	Alkanes or Alkenes or Alkynes
Nu	Name of Compound	Group
66	1-Pentene	Alkanes or Alkenes or Alkynes
67	Cyclohexane	Alkanes or Alkenes or Alkynes
68	2-Methyl-1,3-butadiene	Alkanes or Alkenes or Alkynes
69	1-Pentyne	Alkanes or Alkenes or Alkynes
70	1,2-Dichloropropane (racemic)	Alkanes or Alkenes or Alkynes
71	1-Bromobutane	Alkanes or Alkenes or Alkynes
72	2-Bromobutane	Alkanes or Alkenes or Alkynes
73	1-Bromopentane	Alkanes or Alkenes or Alkynes
74	1-Bromo-3-methylbutane	Alkanes or Alkenes or Alkynes
75	N,N-Dimethylformamide	Amine
76	Acetamide	Amine
77	N,N-Dimethylacetamide	Amine
78	N-Phenylacetamide	Amine
79	Benzamide	Amine
80	Acetonitrile	Amine
81	Acrylonitrile	Amine
82	Diethylamine	Amine
83	Triethylamine	Amine
84	Diprophylamine	Amine
85	Triprophylamine	Amine
86	Diisoprophylamine	Amine
87	Butylamine	Amine
88	sec-Butylamine	Amine
89	2-Phenylethylamine	Amine
90	Aniline	Aniline
91	2-Methylaniline	Aniline
92	3-Methylaniline	Aniline
93	4-Methylaniline	Aniline
94	N-Ethyl-2-methylaniline	Aniline
95	N-Ethyl-3-methylaniline	Aniline
96	Toluene	Aromatic
97	1,2-Dimethylbenzene	Aromatic
98	1,3-Dimethylbenzene	Aromatic
99	1,4-Dimethylbenzene	Aromatic
100	Ethylbenzene	Aromatic
101	Propylbenzene	Aromatic
102	Isopropylbenzene	Aromatic
103	Butylbenzene	Aromatic
104	sec-Butylbenzene	Aromatic
105	Isobutylbenzene	Aromatic
106	1-Isopropyl-4-methylbenzene	Aromatic
107	Biphenyl	Aromatic
108	Styrene	Aromatic

109	2-Phenylpropene	Aromatic
110	Ethyl acetate	Ester
111	Vinyl acetate	Ester
112	Propyl acetate	Ester
Nu	Name of Compound	Group
113	Isopropyl acetate	Ester
114	Butyl acetate	Ester
115	Isobutyl acetate	Ester
116	Pentyl acetate	Ester
117	3-Methyl-1-butyl-acetate	Ester
118	Methyl propanoate	Ester
119	Ethyl propanoate	Ester
120	Propyl propanoate	Ester
121	Isopropyl propanoate	Ester
122	Buthyl propanoate	Ester
123	sec-Buthyl propanoate	Ester
124	Isobuthyl propanoate	Ester
125	Methyl butanoate	Ester
126	Ethyl butanoate	Ester
127	Propyl butanoate	Ester
128	Isopropyl butanoate	Ester
129	Ethyl pentanoate	Ester
130	Ethyl-3-methylbutanoate	Ester
131	Butanolactone	Ester
132	Methyl benzoate	Ester
133	Ethyl benzoate	Ester
134	Propyl benzoate	Ester
135	Butyl benzoate	Ester
136	Methyl 2-hydroxybenzoate	Ester
137	Phenyl 2-hydroxybenzoate	Ester
138	Dimethyl 1,3-benzenedicarboxylate	Ester
139	Dimethyl 1,4-benzenedicarboxylate	Ester
140	Diethyl 1,2-benzenedicarboxylate	Ester
141	Diethyl ether	Ether
142	Dibutyl ether	Ether
143	Tetrahydrofuran	Ether
144	Butyl vinyl ether	Ether
145	Allyl ether	Ether
146	Methyl penyl ether	Ether
147	Ethyl-4-nitrophenyl ether (p-nitrophenetole)	Ether
148	2-Propanone	Ketone
149	2-Butanone	Ketone
150	2-Pentanone	Ketone
151	3-Pentanone	Ketone
152	3-Methyl-2-butanone	Ketone
153	4-Methyl-2-pentanone	Ketone
154	2-Heptanone	Ketone
155	3-Heptanone	Ketone

156	4-Heptanone	Ketone
157	5-Methyl-2-hexanone	Ketone
158	2,4-Dimethyl-3-pentanone	Ketone
159	2,6-Dimethyl-4-heptanone	Ketone
Nu	Name of Compound	Group
160	Acetophenone	Ketone
161	1-Phenyl-1-propanone	Ketone
162	4-Methoxyacetophenone	Ketone
163	Benzophenone	Ketone
164	3,4-Dimethylbenzophenone	Ketone
165	Xylene	Misc.
166	2-Methyl-2-Propanol	Alcohol
167	Toluen	-
168	Methanol	Alcohol
169	3-Nitro-acetophenone	Ketone
170	Glycine	-
171	4-Methyl-Acetanilide	-
172	4-Methyl-cyclohexanone	Ketone
173	E-3-Phenyl-2-propenal	-
174	Dichloromethane	Misc.
175	Cyclopentanone	Ketone
176	Cyclohexanone	Ketone
177	Alanine	-
178	Acetone	Ketone
179	1,3-Dibenzoylpropane	Misc.
180	Acetanilide	-
181	1,4-Dimethoxy-benzene	Aromatic
182	Butadiene sulfone	Misc.
183	Benzyl acetate	Ester
184	2,3-Butanedione (biacetyl)	Ketone
185	Ethyl-N-methylcarbamate	-
186	Fluoroacetone	Ketone
187	Acetylacetone	Ketone
188	<i>p</i> -Chloronitrobenzene	Aromatic
189	<i>o</i> -Dichlorobenzene	Aromatic
190	2-Phenyl-1,3-dioxolone	Ketone
191	1-Nitropropane	
192	Dimethyl adipate	
193	3-Methylglutaric acid	Acid
194	2-Methyl-6-methylen-7-octen-4-ol	
195	Methyl 2,3,4-tri- <i>O</i> -benzoyl- β -L-lyxopyranoside	
196	Ipsenol	Alcohol
197	Caryophyllene oxide	
198	β -Lactose	
199	Ethyl levulinate (ethyl 4-oxo-pentanoate)	
200	Thymol	
201	3-Propyl-1,2-dithiolane	
202	Geraniol	

203	AC-unknown-01	
204	AC-unknown-02	
205	AC-unknown-03	
Nu	Name of Compound	Group
206	AC-unknown-04	
207	AC-unknown-05	
208	AC-unknown-06	
209	AC-unknown-07	
210	AC-unknown-08	
211	AC-unknown-09	
212	AC-unknown-10	
213	AC-unknown-11	
214	AC-unknown-12	
215	AC-unknown-13	
216	AC-unknown-14	
217	AC-unknown-15	
218	AC-unknown-16	
219	AC-unknown-17	
220	AC-unknown-18	
221	AC-unknown-19	
222	AC-unknown-20	
223	AC-unknown-21	
224	AC-unknown-22	
225	AC-unknown-23	
226	AC-unknown-24	
227	AC-unknown-25	
228	AC-unknown-26	
229	AC-unknown-27	
230	AC-unknown-28	
231	AC-unknown-29	
232	AC-unknown-30	
233	AC-unknown-31	
234	AC-unknown-32	
235	AC-unknown-33	
236	AC-unknown-34	
237	AC-unknown-35	
238	AC-unknown-36	
239	AC-unknown-37	
240	AC-unknown-38	
241	AC-unknown-39	
242	AC-unknown-40	
243	AC-unknown-41	
244	AC-unknown-42	
245	AC-unknown-43	
246	AC-unknown-44	
247	AC-unknown-45	
248	AC-unknown-46	
249	AC-unknown-47	

250	AC-unknown-48	
251	AC-unknown-49	
252	AC-unknown-50	
Nu	Name of Compound	Group
253	AC-unknown-51	
254	AC-unknown-52	
255	AC-unknown-53	
256	AC-unknown-54	
257	AC-unknown-55	
258	AC-unknown-56	
259	AC-unknown-57	
260	AC-unknown-58	
261	AC-unknown-59	
262	AC-unknown-60	
263	Deuterium Oxide	
	I WILL ADDED THE NUMBERS OF ORGANIC COMPOUNDS IN FUTURE IF NECESSARY (AN)	

Methods. All sheets of ^1H NMR spectra of each compounds observed and examined to the main peaks; OCH_3 peak, CH_3 peak, OH peak, CH_2 peak, CH peak, N peak, and Cl peak that appears accompanies by small peaks (RAN), and counted the numbers of RAN for each peaks, and also shape of RAN (example: singlet, doublet, triplet, quartet, etc). Beside all, see the conectivities of RAN and also each element off course to find the relation between one RAN and others on every NMR experiments (HSQC, H-H COSY, HMBC, D2O EXPERIMENT, IR NMR EXPERIMENT, NOE, AND NOESY)

Results

As you can see in aboved before *Introduction* that explained the result. For each compounds who observed and examined will published in separated scientific work paper publication, soon.

Conclusion

THERES REGULARY OF NUMBERS OF SMALL PEAKS (RAN OR RIKE(T or N) ATEP NURDJAMAN OR RAN-CONNECTOR HANDS) TOGETHER WITH EACH PEAKS ; CH_3 PEAK, OH PEAK, OCH_3 PEAK, CH_2 PEAK, CH PEAK, N PEAK, AND CL PEAK. BASED ON THESE FACT-FINDING DATA ON ^1H NMR GRAPH , I DECIDED THAT EACH ELEMENTS WHO APPEARS ON ^1H NMR HAS:

1. Element of Carbon (C) *has* 2 RAN or 2 Riket Atep Nurdjaman or 2 RAN-Connector Hands
2. Element of Oxygen (O) *has* 2 RAN or 2 Riket Atep Nurdjaman or 2 RAN-Connector Hands
3. Element of Nitrogen (N) *has* 2 RAN or 2 Riket Atep Nurdjaman or 2 RAN-Connector Hands
4. Element of Chlor (Cl) *has* 2 RAN or 2 Riket Atep Nurdjaman or 2 RAN-Connector Hands
5. Element of Hydrogen (H) *doesn't has* RAN *or doesn't has* Riket Atep Nurdjaman *or doesn't has* RAN-Connector Hands

All explanation in aboved before *Introduction* is conclusion also.

Recomendation

Please check your sheets of NMR of your compounds, and observed seeing the existing of RAN (Rike(t or n) Atep Nurdjaman or RAN-Connector Hands), I am sure all of ^1H NMR of your each compounds has

=====
===== CONTINUED TO THE NEXT PAGES =====

