




# Southern Arizona Region Alumni Newsletter

Kappa Delta Chi Sorority, Inc.



### Special Interest Articles:

-Career Corner:  
Continuing to Serve  
Our Alma Mater  
and its Students

- Learn about  
upcoming events,  
recent news, and  
ways to get  
involved

### Individual Highlights:

|                                  |     |
|----------------------------------|-----|
| Career Corner                    | 2   |
| Important Dates                  | 3   |
| Events & News                    | 4   |
| Here Comes the Bride             | 5   |
| Ghoulish Fun                     | 6-8 |
| Breast Cancer Awareness<br>Month | 9   |
| Penguin Search                   | 12  |

o **Fact of the Month:**

People who can see  
themselves in a mirror  
will consume  
32% more fatty foods than  
those who can't  
(Research at Iowa State  
University, Ames).



## Homecoming 2005

"Roll  
Out the  
Red and  
Blue"

Well, it is that time of year again and Homecoming weekend is fast approaching us. And although, there is still some planning in progress, it seems like this year's events will be a fun and great way for all of us Alumni to get together and catch up on what has been going on with each of us this past year. As you can see, the theme for this year's Homecoming event will be "Rolling Out the Red and Blue". The dates for this years Homecoming weekend are Friday, November 4<sup>th</sup>, 2005- Sunday, November 6, 2005.

Here is the weekends line up:

- o Annual Charter's Ball- November 4<sup>th</sup>
- o Homecoming- November 5<sup>th</sup>
- o Alumni Appreciation Day- November 6<sup>th</sup>
- o Bowl-A-Thon- November 6<sup>th</sup>

If any of you have any ideas about what you would like to see with regards to alumni participation and events please notify either Christina Vejar, or I so that we may discuss it further with the Homecoming coordinator Laiza Iniguez. I hope that all of you are excited for this years upcoming Homecoming events and I hope to see you all in November.

### October Events (Delta Chapter):

- o **3<sup>rd</sup> - Open Meeting**
- o **7<sup>th</sup>-9<sup>th</sup> - Sisterhood Retreat**
- o **15<sup>th</sup> - Adopt-A-Highway Service Event**
- o **24<sup>th</sup> - Mid-Review**



## KΔX Career Corner: Continuing to Contribute to Our Alma Mature and its Students



---

*“Every alumna has the ability to make an impact on KDX, an undergraduate chapter, or just one sister.”*

*--Alumni Association  
Mission Statement*

My name is Michelle Figueroa and I am an Academic Retention Specialist for Student Support Services (SSS), TRiO Program and the Pathways program at The University of Arizona (UA). That’s a mouth full. SSS is a federally funded TRiO Program that provides progressive services from the time the student enters the Program until they graduate. We operate off of a grant and do not receive any funding from the State of Arizona. Student Support Services serves students who are first generation, low income and/or have a disability. The other program, Pathways, is a state funded program, and we serve any newly admitted student to the UA including transfer students. Pathways only provides services throughout the participants’ first year. Before I get into my position, let me take a few lines to introduce myself to those of you who may not know who I am.

I pledged KDChi in the Spring of 2000; proud member of the Pi Class. I am in La Familia and my Big Sis’ is Vanessa Vizcarra. I graduated in December 2003 with a degree in Sociology and a minor in Criminal Justice. My plan was to become a Forensic Psychologist and to one day specialize in serial killers... funny how life can lead you in a totally different direction.

While I was completing my Baccalaureate I worked for the New Start Program every summer until I graduated. I did not know it at the time, but this was the beginning of my journey towards my career. During New Start I worked as a Peer Advisor for one year, a Student Coordinator for two years, and a the Hall Director for one year. This provided me the opportunity to gain experience in and knowledge about many different aspects of working with students. My experience with New Start is what led me to find my passion for working with college students.

Once I started looking for a job I knew my experience with New Start would be a big plus, but I did not know everything else departments look for in a UA employee that will be working directly with students. The interviewing process for the positions I applied for was two hours per interview. Both began with a presentation that I had to give; followed by a question answer session with a group; after the group there was a question answer session with a group of students; finally, a question answer session with only the people I would be working with directly. During the presentation people throughout the entire department are invited to come view your presentation and then they complete a questionnaire on how you did. I also found that once I was in the final question answer session with the people I would be working with directly they expect you to be quite knowledgeable on their specific Program/Department and The University of Arizona’s Policies and Procedures. Although applying for multiple positions that require a presentation can be very time consuming, it also provided good interviewing experience.

So, you may be asking yourself, “What is an Academic Retention Specialist and what do you do?” My main responsibility is to work with students. I have set appointments with some students, but I am also here if they drop in and need someone to talk to. As graduates of the University we know that Professional Staff at the UA is not always available for students right when they need them, the staff in our office is. We will drop any and everything we are doing at the drop of a hat if a student is having a rough day and needs someone to talk to. Although meeting with students does take up a majority of my time, some of my other responsibilities include: creating the monthly newsletters; coordinating graduate school trips to California and Washington, DC; overseeing the SSS Scholarship Fund and application process; planning and coordinating the Pathways summer component. I am also the President-Elect for the State of Arizona Association of TRiO.

There are many challenges to any position you are in. The challenges I face in my specific position are finding the time to meet with all the students, document those meetings and complete all my other responsibilities. As anyone in education can attest, it is hard to hear the problems of the students and not want to try and fix them all. We just don’t get paid enough to help all our students, but when I see them succeed it is the best payment I could receive.

There are TRiO Programs all over the United States for students from Middle School age through College. If you have any questions about the programs or my specific position, feel free to contact me at [mfig@email.arizona.edu](mailto:mfig@email.arizona.edu) or 520-626-6911.

## Next Month’s Career Feature

---

Do you have a story to tell us? We want career updates from alumni sisters! Where are our doctors, teachers, managers, bankers, etc.? Every issue we will feature a career field and the sisters in that field. Want to be next month’s highlight? Let us know!

## What the Stork Flew In: Welcoming Baby Ethan Home





Congratulations to Sandy Yi-Davis on the birth of her son Ethan Davis. Ethan was born on August 17, 2005 at 11:07 pm at 8 oz. and 22 inches. The ladies of the region wish Sandy all the happiness in the world. What a blessing to your family and ours.

(Here is a photo of Sandy's beautiful son) **Congrats Sandy**




## Toni Says "I Do"

At 6pm on Saturday, September 24, 2005 our beautiful and bubbly Ms. Toni Lucio (Mu Class) officially became Mrs. Toni Lyons. At the sunset ceremony, a beautiful Toni exchanged vows with her long time fiancé Keithan Lyons. Luther Vandros's song "Here and Now" played as her brides maids made their way down the aisle, and many of us tried hard to hold back tears of joy as an anxious Groom waited for his Bride to be. The reception was a blast, and many of our sisters came in from out of town to join in the festivities. (sisters in attendance: Matha Fan (Theta), Layla Corral (Iota), Maricela Meza (Kappa), Rosie Stewart (Kappa), Marina Lazos (Kappa), Jimena Valdes (Mu), Annie Vasquez (Mu), Lizette Granillo (Nu), Cira Villa (Nu), Nanette Munoz (Nu), Christina Vejar (Nu), Keysha Quintanilla (Nu), Joanna Angel (Omicron), Laura Luna (Pi), Frenchie Felix.) Congratulations Toni! It was a beautiful wedding. May Forever be as fun as the wedding was, and may we all be so lucky to find a person that makes us smile the way your husband made you smile on you very special day.



**Kappa Delta Chi**Southern Arizona  
Region2902 Mountain Creek Way  
Tucson, AZ 85745PHONE:  
(520) 429-9875

E-MAIL

<mailto:azalumni1991@yahoo.com>**Obsession of the Month: Laguna Beach****The Real Orange County**

For those of you, who caught the Laguna Bug during the first season, then you probably were jumping in anticipation for season 2 to begin. Who would have thought that this 90210-like, drama packed reality show about a bunch of rich high school kids would be such a hit with those of us who haven't attended high school since the 1990's. Regardless of the age difference I cannot deny that this is definitely a show to watch.

**Happy Birthday!!** LIBRA  
(Sep 24 - Oct 23)**Monica Franco** (Charter)  
10/04**Maggie Dominguez-Salgado**  
(Gamma) 10/13**Rosanna Bojorquez** (Alpha)  
10/1**Alma Carmona** (Lambda) 10/20**Mari Olga Mercado** (Alpha)  
10/15**Cira Villa** (Nu) 10/6**Bernadette Rubal** (Rho) 10-25**A brief overview of the Libra sun sign:**

With charming Libra as your star sign, the Sun shone through a masculine sign on your birthday. The Sun in astrology stands for your inner nature, the mark of your real character. Libra is ruled by Venus, the planet of love, beauty and social grace, and is the seventh sign of the Zodiac. A cardinal sign, creative Libra governs partnerships, the arts, and making sense of self in relation to other. It is an air sign, so Libran people seek aesthetic pleasure, balance in relationships and a harmonious environment. And although you can always see both sides of any issue, this often leads down the slippery slope to procrastination and vacillation.

The Sun, the ruler of our inner nature, falls in Libra, the exaltation of Saturn. Your love of justice, combined with the need to be fair and even-handed contributes to that characteristic difficulty you find in making decisions quickly.

**About Our Organization...**

The Southern Arizona Region is here to serve you and build our network of alumni! Please email, call, or send us any ideas or concerns. We look forward to seeing you at our events and corresponding with you in the coming months. Thanks for your support!

*"Some men see things  
and ask 'Why?' I dream  
things that never were  
and ask 'Why Not?'"*  
- Robert Kennedy



## Here Comes the Bride: Katie Goldman's House of Love



Fernando and I are engaged! It was romantic, sweet, a surprise and so personal, how he proposed. We got engaged Saturday, June 25, 2005. Here's how he did it:

(I should precede the story by mentioning that before he proposed, two weeks earlier, he invited my father out to dinner and asked permission to marry me. Of course my dad said yes, he loves Fernie, and the two sat and talked over a bottle of champagne for 2 hours...)

Fernie asked me to meet him at the house we are having built, after work. I got there (15 minutes late, of course) and he was standing in the doorway of our home-to-be. So excited to see the progress in the house, I started walking up, and through the non-existent walls, could see a table and chairs, with candles, champagne, cheese and crackers, sitting there waiting for me in our open living room. "Aw," I thought, "this is so sweet and romantic, what a sweetie!"

We chatted and sipped champagne, and soon enough, the 105 degree heat started getting to me, so I suggested we leave. "They are putting in sheet-rock in the upstairs, want to go check it out?" he asked. Well, sure I did, I get excited watching our house grow. So up the stairs we went, oo-ing and aaaa-ing over all the advancements. As I turned to head up the second flight of stairs, there on the step, all alone, sat a ring box! I screamed, and looked at him, he smiled and told me to open it. I turned around and headed up the stairs to the box, picking it up and slowly opening it. Empty!!! Confused, I turned around looking to him for the explanation, and he had the ring in his hand. He took my left hand and as he put the ring on my finger, he said, "I think it's time to make you my wife!" I was shaking and we couldn't stop holding each other and kissing, and through a very muffled voice he asked, "Does that mean yes?" "YES!!!!"

It was so sweet, we couldn't let go of each other for a few minutes, both in shock and overwhelmed with emotion. Finally, we started walking around the house, and took some pictures (he brought a camera, how cute?!) and started winding it down. As we were, a stretch white limo drove around and picked us up whisking us off for a beautiful scenic sunset drive. In the limo we talked non-stop, about everything leading up to this moment, who to call, what this meant, and as it was bittersweet, shared some tears for the fact that Fernie's mom was not around to share the news with...

Arriving at the restaurant ZIN, I was treated to an amazing dinner that I hardly touched (there was no way I could eat!) calling family and sharing the story and news was awesome and exciting. We ate, (he did, I picked) and talked about everything, trying out the 'fiance' lingo at every possible opportunity. The restaurant gave us the most beautiful free desert, for having just gotten engaged - chocolate covered strawberries, one with white and the other with a bow-tie tuxedo drawn on it! Everything was beautiful, perfect, so thoughtful and sincere.

\*\*\*

Info. on Kate (patti's style)- I graduated in Dec. 2002 with a degree in Environmental Economics and Spanish Lit. I have gone on to work as a Business Manager for a high school downtown and am working on getting my MBA.


Info. on Fernie - after graduating in Spring 2004, Fernie went on to practice Real Estate and is currently selling homes for Pulte. We also have a small Special Occasions store and own two homes that we rent out.

How it began for us - We met in the summer of 1998, as incoming Freshman to the U of A, through the NewStart Summer Program. We kept our eyes on each other for years, and started dating in the summer of 2002.

hehehe, this gets me all giddy :) I know its long, but thats the story. I would have notified you sooner in the summer, but among other things, my grandfather died this summer, with only myself, Fernie and my younger cousin at his side... it was rough... As things get back to normal, I feel like I can share my happiness with everyone!



# Ghoulish Treats: Halloween... Family, Food, Fun!



Halloween is just around the corner and what a better way to celebrate a holiday that is made specifically to satisfy that sweet tooth of yours than cooking up some scary sweets. It is a fun and easy way to spend time with your family, as well as being an excuse to eat those forbidden sweets we all secretly crave....who said the holidays had to be stressful? Just load up on all things that will make you and your family smile!

## Frozen Orange Jack-o-

### INGREDIENTS:

- 12 navel oranges
- 12 cinnamon sticks
- 1/2 gallon chocolate fudge ice cream

### PREPARATION:

Cut off tops of oranges, about 1/2 to 1 inch from the top. Carefully hollow out the bottoms, leaving a sturdy thick shell, reserving the orange pulp for another use. Hollow out tops. Cut Jack-O-Lantern faces into each orange. Pack chocolate ice cream into shells, being careful to keep ice cream from squeezing out the holes. Cut a hole into top of orange top. Set tops back on, over ice cream, and inset cinnamon stick stem through the hole. Place in freezer for at least 3 to 4 hours, or until serving time. Makes 12 desserts.



## Ghoulish Gooey

These ghoulish gooey bars are made with candy bars, marshmallows, and cereal.

### INGREDIENTS:

- 1/4 cup butter
- 2 (approx. 2 oz. each) Snickers candy bars, cut in pieces
- 40 marshmallows
- 2 cups Corn Chex cereal
- 2 cups Rice Chex cereal
- 2 cups Wheat Chex cereal

### PREPARATION:

Butter a 9-inch square pan. In large saucepan over low heat, melt butter. Stir in one candy bar and marshmallows. Cook, stirring frequently, until melted and smooth. Gradually add cereals, stirring until all pieces are coated. Stir in remaining candy bar. Press into pan. Cool, cut into squares.



# Ghostly Pumpkin Cookies - Pumpkin Cookie



## INGREDIENTS:

- 2 cups all-purpose flour
- 1 cup quick oats, uncooked
- 1 teaspoon baking soda
- 1 teaspoon cinnamon
- 1/2 teaspoon salt
- 1 cup butter, softened
- 1 cup brown sugar, packed
- 1 cup granulated sugar
- 1 egg, slightly beaten
- 1 teaspoon vanilla
- 1 cup pumpkin puree
- 1 cup semi-sweet chocolate chips
- 1/2 cup chopped pecans, optional

## PREPARATION:

Preheat oven to 350°. Combine flour, oats, baking soda, cinnamon and salt; set aside. Cream butter; gradually add sugars, beating until light and fluffy. Add egg and vanilla; mix. Alternate additions of dry ingredients and pumpkin, mixing well after each addition. Stir in chocolate chips and pecans, if using. For each cookie, drop a scant 1/4 cup dough onto lightly greased cookie sheet. Using a thin metal spatula, spread dough into a ghost shape. Bake 20 to 25 minutes, until cookies are firm and just lightly browned. Remove from cookie sheets; cool on racks. Spread cookies with white icing and trim facial features with

## "The Guests"

A young man and his wife were on a trip to visit his mother. Usually they arrived in time for supper. They had gotten a late start, and now it was getting dark. They decided to look for a place to stay overnight and go on in the morning.

Just off the road, they saw a small house in the woods, "Maybe they rent rooms", the wife asked. So they stopped to ask. An elderly man and woman came to the door. They didn't rent rooms, but they would be glad to have them stay overnight as their guests. They had a room, and they would enjoy the company. The old woman made coffee, brought some out for the couple, and the four of them talked for a while. Then the young couple were taken to their room. The couple explained that they wanted to pay for their hospitality, but the old man said he would not accept any such payment.

The young couple got up early the next morning before their hosts had awakened. On a table near the front door, they left an envelope with some money in it for the room. Then they drove to the next town. They stopped at a restaurant and had breakfast. When they told the story to the owner about where they had stayed, he was shocked. "That can't be", he said, "that house burned to the ground ten years ago, the old man and woman who lived there died in the fire.

The young couple could not believe it, so they went back to the house. Only now there was no house. All they found was a burned shell. They stood staring at the ruins trying to understand what had happened. Then the woman started screaming! In the rubble was a badly burned table, on the table was the envelope they had left that morning!



## The History of Halloween

**Irish escaping the Great Potato Famine brought Halloween traditions of trick-or-treating and jack-o-lanterns to America in the 1840s. On Halloween, Irish peasants begged the rich for food and played practical jokes on those who refused. To avoid being tricked, the rich handed out cookies, candies, and fruit - a practice that turned into our present day trick-or-treating.**

**Jack-o-lanterns trace back to an old Irish tale about a man named Stingy Jack. Unable to enter Heaven because of his stingy ways and turned away by the Devil, Stingy Jack wandered the world, searching for a resting place. To light his way, Stingy Jack used a burning coal in a hollowed out turnip -- hence the name "jack-o-lantern." The first jack-o-lanterns, in fact, were carved out of turnips. Only when the Irish tradition reached America did turnip carving turn into pumpkin carving. Witch means wise one. It comes from the Saxon word wica. Witches were thought to be wise enough to tell the future. Orange and black became Halloween colors because of orange is associated with harvests and black is associated with death. Halloween is the 8th largest card-sending occasion. There are over 28 million Halloween cards sent each year!**

**October 31 came to be called Halloween when the Christians proclaimed November 1 as All Hallow Day. Unable to stop the pagan ritual of Samhain, the Christians made it a day to celebrate saints who had no day of their own. The night before, or All Hallow Eve, was later shortened to Halloween.**

*BOO!!! Scary Photos of Sisters and their Children on Halloween:*

Adrian Greth, son of Susana Corrales-Greth (Iota Class)



HALLOWEEN FLASHBACK



Liana Abarca (Nu) second from left, Cira Villa (Nu),  
and Jenny Celaya-Huerta (Nu) (1999)

## OCTOBER IS BREAST CANCER AWARENESS MONTH

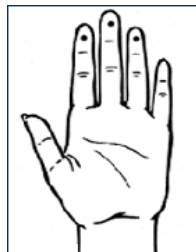
What is breast cancer? Breast cancer begins is a tumor that starts from cells of the breast. Most lumps in breasts are benign and do not spread outside of the breast, thus making them non life threatening. But, it is important to note that these breast lumps can increase your risk of getting breast cancer.

If you are in your 20's and 30's, you should have a clinical breast examination every 3 years as part of your yearly healthy exam. After 40, you should be having one done every year. Every three years is a long span so in between you should be doing Self Examinations. Beginning in your 20's, you should be self examining and reporting changes to your health professional right away. You should also have your self examination technique reviewed by your health professional just to make sure you are doing it right. Also, beginning at age 40, you should be getting a mammogram yearly.

Signs to look for during your self exams: development of lumps or swelling, skin irritation or dimpling, nipple pain or retraction (turning inward), redness or scaliness of the nipple or breast skin, or a discharge other than breast milk. Remember though that most of the time, these symptoms are not cancerous.

### HOW TO EXAMINE YOUR BREASTS

- Lie down and place your right arm behind your head. The exam is done while lying down, not standing up.
- Use the finger pads of the 3 middle fingers on your left hand to feel for lumps in the right breast. Use overlapping dime-sized circular motions of the finger pads to feel the breast tissue.



- Use 3 different levels of pressure to feel all the breast tissue. Light pressure is needed to feel the tissue closest to the skin; medium pressure to feel a little deeper; and firm pressure to feel the tissue closest to the chest and ribs. A firm ridge in the lower curve of each breast is normal. If you're not sure how hard to press, talk with your doctor or nurse. Use each pressure to feel the breast tissue before moving on to the next spot.
- Move around the breast in an up and down pattern starting at an imaginary line drawn straight down your side from the underarm and moving across the breast to the middle of the chest bone (sternum or breastbone). Be sure to check the entire breast area going down until you feel only ribs and up to the neck or collar bone (clavicle).
- Repeat the exam on your left breast, using the finger pads of the right hand. While standing in front of a mirror with your hands pressing firmly down on your hips,

- look at your breasts for any changes of size, shape, contour, or dimpling, or redness or scaliness of the nipple or breast skin. (The pressing down on the hips position contracts the chest wall muscles and enhances any breast changes.)
- Examine each underarm while sitting up or standing and with your arm only slightly raised so you can easily feel in this area. Raising your arm straight up tightens the tissue in this area and makes it difficult to examine.

Information taken from the American Cancer Society Website...

## EN ESPAÑOL

Cancer de la mama se caracteriza por la presencia de células cancerosas (malignas) en los tejidos de la mama. A partir de los 20 años se recomienda revisarse con el médico cada 3 años. Durante estos años, también es importante revisarse si misma. El cáncer de la mama puede ser detectada por si misma con la autoexploración mensual. Hacer periódicamente una autoexploración de sus senos hace que se familiariza con su cuerpo y que puedes detectar cualquier cambio como abultamiento, cambio de color o de textura de la piel, o su aspecto en general. A partir de los 40 años, se recomienda realizarse una mastografía cada año.

Muestras de buscar durante sus autoexploración: desarrollo de terrones o hinchazón, irritación o el formado hoyuelos de piel, dolor de la enterrosca o contracción (interior que da vuelta), irritación de la piel o del pecho, o una descarga con excepción de la leche materna. Recuerde que la mayoría del tiempo, estas síntomas no son cancerosos.

### COMO HACERSE UNA AUTOEXPLORACIÓN:

1. Frente al espejo, con el torso desnudo, debes observar si hay cambios de ambas mamas en cuanto a forma, tamaño, color, deformaciones y alteraciones del pezón. Debes estar de pie, con los brazos colgando a los lados del cuerpo; posteriormente tienes que subir los brazos sobre la cabeza y luego colocar las manos en la cintura haciendo un poco de esfuerzo; tienes que inclinarte hacia el frente, dando vuelta para observar ambas mamas.
2. Como segundo paso, debes palpar con la yema de los dedos toda la extensión de la mama haciendo compresión contra el tórax. Al terminar, tienes que levantar uno de tus brazos y colocar la mano detrás de la nuca; con la otra mano tocas el área axilar haciendo compresión para detectar si existe crecimiento de los ganglios. Debes repetir el proceso con el otro brazo. Para finalizar, presiona el pezón y observa si hay alguna secreción.
3. Como último paso, recuéstate colocando una almohada o una toalla debajo de los hombros, y realiza nuevamente las maniobras que hiciste de pie.

Esta información fue tomada del sitio de web de la Fundación Cima



Las actrices Mexicanas Susana Zabaleta, Paty Manterola y Laisha Wilkins el la campaña de Fundación Cima para peticionar de una manera sugerente que las mujeres se hacen exámenes de autoexploración.

Mexican actresses Susana Zabaleta, Paty Manterola and Laisha Wilkins as part of the Cima Foundation's suggestive campaign to petition women to do self examinations. The shirts say, "please touch". A suggestive appeal to women to do their self breast examinations.

## **Race For the Cure: Let's show them what Kappa Delta Chi is all about!**

**UPDATE!!!**

Arizona, lets join together in the Race for the Cure Against Breast Cancer! Both Arizona Regions will be joining forces on October 9<sup>th</sup> along with Telemundo (the exclusive Spanish Television Media Partner). Registration starts at 6:30 am that day, race starts at 7:15. Telemundo has secured 18 free walk spots for the regions and nine will be given to us. If you are interested in walking let us know because those spaces will be first come first serve and the rest who would like to attend can also volunteer at Telemundo's Booth. It should be a lot of fun, as well as a great cause. So mark your calendar and be ready to *Race for the Cure*. If you have any questions please email me at [lizet15141@aol.com](mailto:lizet15141@aol.com), and I will ensure to get the information you need relayed as quickly as possible. More updates to come!

"Today, there is more hope than ever for people touched by breast cancer. However, there is still much work to be done to promote early detection and help those impacted by the disease. *And you can make a difference.*

Making Strides is a noncompetitive walk supporting the American Cancer Society's unique mission to fight cancer on four fronts: research, education, advocacy, and patient services. Hope Starts Here."

# Special Thanks!!!!

Thanks to all who have contributed to the Newsletter these past couple of months. For those of you have been following and reading the newsletter...you can really see a progress in quality and content, and I could not have done that without your input and participation. I want to make this newsletter the best and most entertaining read for all of you who are on the listserv, and I want each new issue to be one that all of my sisters anticipate. I hope that this newsletter has begun to serve as a tool for all of you to follow each others progress, as well as a way to be able to share the good news and personal achievements that occur in your lives. Again this newsletter cannot be a success without your participation, so thank you and I cannot wait to hear all the wonderful stories my sisters have to share with us. Thanks for allowing me the opportunity to make this newsletter every month. I enjoy it so very much, and I hope that is conveyed in each



## This Months Contributors:

Thanks to the following sisters who took the time to offer their stories, and informative articles to this month's newsletter.

- **KΔX Career Corner: Continuing to Contribute to Our Alma Mature's Students; By: Michelle Figueroa**
- **Here Comes the Bride: Katie Goldman's House of Love; By: Katie Goldman**
- **OCTOBER IS BREAST CANCER AWARENESS MONTH/ En Espanol; By: Christina Vejar**



**Keep your eyes open for an exciting career corner in November's Newsletter written by Mrs. Layla (Corral) Lucas...Is there a Doctor in the house?**

We're on the Web!

See us at:

[www.geocities.com/  
azalumni1991](http://www.geocities.com/azalumni1991)

## Penguin Search:

Is there a particular sister you would like to find, or are you the sister who has fallen off of the iceberg. Please send your shot-outs and updates to [Lizet15141@aol.com](mailto:Lizet15141@aol.com). Let's make the most of 2005!!!

***KAPPA DELTA CHI  
SOUTHERN ARIZONA ALUMNI REGION***